



ICC ESR-2503
L.A. RR#: 25550

AVM System 502 Aussie Membrane II

2-Part Heavy Duty Below Grade Bituminous Waterproofing Membrane

Planters Spec

Sections 071000 / 071400 / 071416
Fluid Applied Waterproofing

Product Name

Aussie Membrane II
AVM System 502

Manufactured by

AVM Industries, Inc.
8245 Remmet Ave, Canoga Park, CA 91304
888.414.1041 818.888.0050
www.avmindustries.com

Product Description

The AVM AUSSIE MEMBRANE II is a 2-part waterproof, brown rubber/bitumen liquid emulsion with excellent adhesion, which dries to a tough, black seamless flexible waterproof membrane. The AUSSIE MEMBRANE II is a thixotropic cold-applied bitumen emulsion with added rubber latex. It exhibits excellent elongation and recovery properties.

Where to Use

Planters: For waterproofing planters made of block or concrete.

Important note: For "Green Roofs" (Roof Gardens) please refer to the "Green Roofs" Spec Data Sheet.

Warranty

AVM Industries will warranty the installed membrane for a period of five (5) years. A ten (10) year warranty is also available. For complete warranty details, contact AVM Industries or consult with your applicator.

Delivery, Storage, and Handling

- Delivery of all the AVM System 502 materials to the job site must be in their original sealed containers, with manufacturer's name and label intact.
- Handle and store containers in accordance with printed instructions.
- Store at temperatures between 50°F and 90°F. Do not store materials in direct sunlight or where they may be damaged by water or rain.
- Failure to comply with the recommended storage conditions may result in premature deterioration of the product. For specific storage advice, please contact AVM Industries and/or its representatives.
- Keep all materials out of the reach of children.
- If irritation occurs during use, liberally flush affected areas with water. If irritation continues, see a physician immediately.

Project Conditions

- All surfaces to which the AUSSIE MEMBRANE II is applied to must be sound and stable, with an even finish and free from dust, loose debris, grease, curing agents, etc. (for under-slab, lagging, etc, see under separate cover).



- The AUSSIE MEMBRANE II may be applied to damp but not waterlogged surfaces (Green Concrete)
- Do not apply materials at temperatures below 50°F and falling or if precipitation is imminent. Do not apply materials in direct sunlight at temperatures above 90°F or rising.
- Warn personnel against hazards of materials to skin and eyes. Note other hazardous conditions on the job that might require special protective gear and or any other special protective or safety procedures.
- Protect adjacent surfaces which could be damaged during the application procedure.
- This system must not be used to cover Expansion Joints.

System Application

Read the AVM System 502 Installation Instructions Prior to Installation. Application instructions vary based on application surfaces. Following are common application procedures only. For specific application procedures, download the appropriate installation instructions.

Preparation

- Make sure surface is even without holes, gaps, etc. Make sure substrate has no cracks larger than 1/16" wide. Pay special attention to shrinkage cracks between the blocks and the mortar at the block's joints.
- If necessary, apply a thin slurry coat using AVM Crete 6200.
- Apply a 4"x4" mortar cant at 45° at the cold joints. (Where the block meets the footings)
- Mixing: Mix the product in the drum or tote by circulating it through the pump. For drums, mix each a min of 10 minutes, for totes, mix each a min of 15 minutes! Do not add or dilute with water!
- Priming is highly recommended! Especially if surfaces are old, dusty or very dense (such as solid concrete) Spray a thin coat of the Aussie membrane II without the accelerator as primer when needed.

Membrane Installation

Accelerator: Pour the 55 lbs of salt into 32-35 gallons of water and mix well.

Spray: Don't forget to pre-mix contents in drum or tote! (See installation instructions)

Spray product with accelerator until desired thickness is achieved. (See Min Thickness Table) Spraying ratio is measured by volume and should be 90% bitumen to 10% salt water. (For every gallon of salt water, spray 9 gallons of bitumen) Once the membrane is dry to the touch, check for proper thickness. If necessary, spray another coat. Walls: 2nd Coat on vertical walls must be applied within 2-3 minutes. Otherwise wait until the next day before applying the 2nd coat. Floors: Apply 1st coat from lowest parts to highest parts of the floor. (So salt water will not flow onto un-sprayed areas!) To apply a 2nd coat, evacuate the water before spraying the second coat and spray the second coat within 2-3 minutes of the first coat. Otherwise wait until the next day between coats.

Quality Control

- Visually inspect all coated surfaces to ensure a full and proper coating application, especially at corners, drainage footings and other hard-to-reach areas.
- All unsatisfactory areas shall be repaired prior to final acceptance.

Protection of Installed Work

- The completed section shall be protected for the first 24 hours after application or until the surface is sufficiently cured. (The amount of drying time may vary depending on temperature and humidity conditions)
- Always protect the waterproofing from possible damage. First install a root barrier (such as 1/4" Apoc Protective Panels) or other approved root barrier. Then, on horizontal surfaces, install AVM Drain Board 9000. On vertical surfaces, install AVM Drain Board 6000. Refer to Technical Details, "Min Thickness Table" and "Installation Instructions for more info.

Availability and Cost

Contact AVM Industries or your approved applicator for pricing and availability.

Technical Services

Technical services are available by contacting our offices at: 888.414.1041 or 818.888.0050 or visit www.avmindustries.com

System Specifications

See next page.

The following coverages are based on controlled tests. Actual coverages may vary.

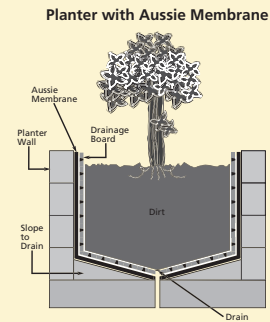
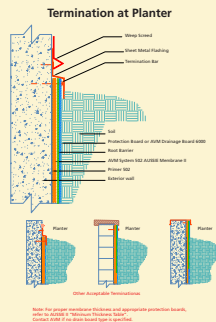
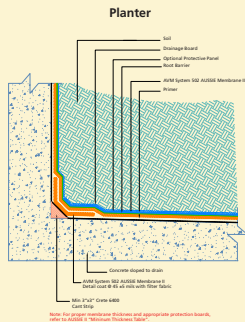
Technical Information		
Color	Emulsion: Dark brown. Membrane: black	
Specific Gravity	1 gr/cm ²	
Solid Content	60% +/- 2%	
Flash Point	Non-flammable	
Service Temperature	15°F-140°F (-10°C to +60°C)	
Application Temperature	40°F-100°F (+5°C to 40°C)	
Heat Stability	>194°F (>90°C)	ASTM D 2939
Cold Flexibility	-4°F (-20°C)	ASTM D 522
Low Temperature Flexibility and Crack Bridging	Pass, Conducted @ -15°F (-26°C)	ASTM D 836
Tensile Strength	>0.1 MPa (>14.2 psi)	ASTM D 412
Elongation at break	>1200%	ASTM D 412
Resistance to water pressure	>1 atm, 24 hr (>14.7 psi, 24 hr)	DIN 52123
Water vapor permeance	0.35 Perms	ASTM E 96
Recovery (at 800-900% elongation)	>85%	ASTM D 412
Creep At 212°F (100°C)	No Creep	DIN 52123
Resistance to Standing Water	Passed	ASTM D 2939
Bacterial Attack in soil 30 days @ 105°F (40°C)	Passed	ASTM D 3083
VOC (Volatile Organic Content)	20 Grams/Liter	
Crack bridging	>3/16" (>5mm)	IS 1731
Approvals / Certifications	ICC, LARR, ISO 9002, Green Label, I.Q. Net (International Certification Network)	

Mixing / Spraying Information	
Mixing Ratio	Accelerator (Salt water): Pour the 55 lbs of salt into 32-35 gallons of water
Spraying Ratio	1 Gallon accelerator (salt water) to 9 gallons of bitumen

For membrane thickness and drainage board requirements refer to the "Aussie II Min Thickness Table"

Coverage Tables (for U.S. and Metric Measurements)								
To Get	60 Mils Dry	90 Mils Dry	100 Mils Dry	120 Mils Dry	160 Mils Dry	180 Mils Dry	240 Mils Dry	270 Mils Dry
Apply	100 Mils Wet	150 Mils Wet	160 Mils Wet	200 Mils Wet	160 Mils Wet	300 Mils Wet	400 Mils Wet	450 Mils Wet
For 100 sqft	5.75 Gallons	8.75 Gallons	9.5 Gallons	11.5 Gallons	15 Gallons	17.25 Gallons	23 Gallons	26.25 Gallons
To Get	1.5 mm Dry	2.25 mm Dry	2.5 mm Dry	3.0 mm Dry	4.0 mm Dry	4.5 mm Dry	6.0 mm Dry	6.75 mm Dry
Apply	2.4 mm Wet	3.6 mm Wet	4.0 mm Wet	4.8 mm Wet	6.4 mm Wet	7.2 mm Wet	9.6 mm Wet	10.8 mm Wet
For M ²	2.4 kg/m ²	3.6 kg/m ²	4.0 kg/m ²	4.8 kg/m ²	6.5 kg/m ²	7.3 kg/m ²	9.6 kg/m ²	10.8 kg/m ²

Item / Component	Packaging	Approx Shipping Weights	VOC
AVM Primer 500	2.0/5.0 gal. pails	2.0/5.0 gal. 15/39 lbs.	15 Grams/Liter
AVM Aussie II	264 Gal Totes	264.0 gal. 2,200 lbs / 1,000 kg (1-Ton)	19 Grams/Liter



For a complete list of details in CAD or PDF, please visit our website at www.avmindustries.com.

AVM Industries, Inc.
8245 Remmet Ave, Canoga Park, CA 91304
888.414.1041 818.888.0050

Quality Waterproofing Products



www.avmindustries.com