

## AVM Bottom Drain Foundation Wall Drainage System

Sections 334100, 334113, 334143, 334133  
Prefabricated Drainage System

### Product Name

AVM Bottom Drain

### Manufactured by

AVM Industries, Inc.  
8245 Remmet Ave, Canoga Park, CA 91304  
888.414.1041 818.888.0050  
www.avmindustries.com

### Product Description

The first truly modular drainage and water collection system for:

- Basements
- Foundations Walls
- Retaining Walls

### AVM Bottom Drain

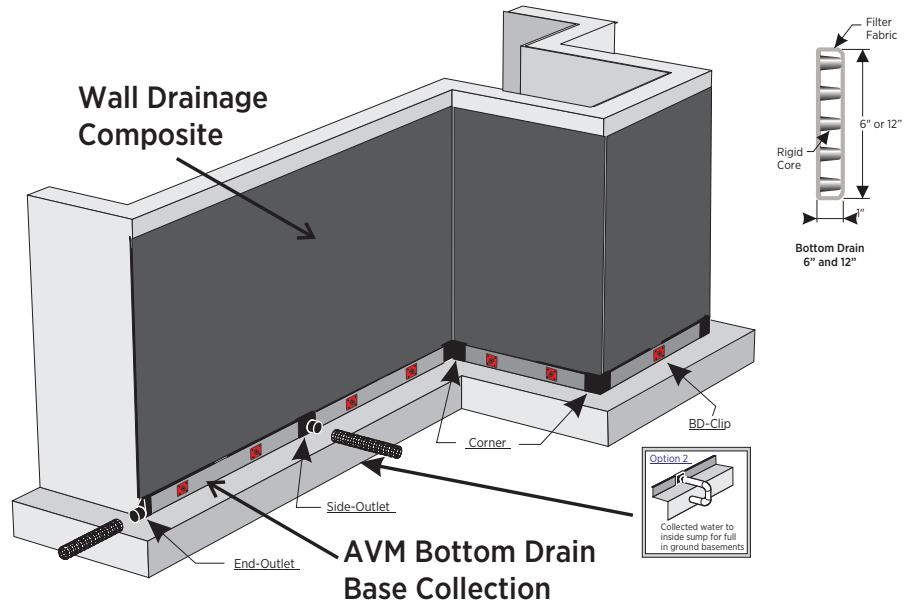
AVM Bottom Drain is a modular composite drainage and collection system consisting of a 3-dimensional, high-flow, drainage core which is wrapped with a non-woven filter fabric. It is designed to replace a conventional sand or gravel covered pipe drain around building foundations and retaining walls. Soil particles are held back by the filter fabric allowing water to pass through to the drain core for easy removal by sump or by running to daylight. Available in 6 inch and 12 inch widths. A full array of fittings are available in the system to allow for a fast and easy installation. BD-Clips are used to hold the Bottom Drain vertically against the foundation wall for a secure hold and BD-Tape is used to attach all Bottom Drain fittings.

### Where to Use

- Eliminates pipe & gravel
- Saves time and labor
- Lightweight and
- Easy to install
- Cost effective
- Code approvals

### Installation Instructions:

1. Apply waterproofing system to wall.
2. Determine location of fittings for base part. Cut Bottom Drain to proper length between fittings. (Allow for extra length for insertion into fittings) Insert Bottom Drain completely into fittings. Tape fittings with BD-Tape.
3. Bond fittings and Bottom Drain to base of wall with either Aussie Seal M, waterproofing mastic, panel adhesive, insulation board adhesive, or BD-Clips.
4. Connect base fittings to 4" corrugated plastic drain pipe and run to sump or daylight. Special care should be taken to properly compact soil under drain pipe to prevent settling of drain pipe.
5. Backfill and compact soil.



### Project Conditions

1. All surfaces to which the Drainage Boards are applied to must be clean, sound and stable enough to properly attach and hold onto the drain boards being installed.
2. Warn personnel against hazards of working with this product. Sharp edges, weight, etc. Note other hazardous conditions on the job that might require special attention or extra protective gear and/or any other special protective or safety procedures.
3. Protect adjacent surfaces which could be damaged during the application procedure.

### Inspection of Substrates

1. Verify 1% slope to underslab collection pipes or site water drainage system at underslab drainage system location substrate.
2. Examine conditions and substrates where products specified in this section are installed; submit written notification of unacceptable conditions or substrates.

### System Application

Refer to installation instructions.

### Quality Control

- a. Visually inspect all Bottom Drain components to ensure a full and proper system installation.
- b. All unsatisfactory areas shall be repaired prior to final acceptance.

### Delivery, Storage, and Handling

- a. Packing and shipping: Provide materials in original unopened containers with manufacturer's labels intact and legible.
- b. Acceptance at site:
  1. Unload materials: check for damage.
  2. Damaged materials determined by visual inspection will not be accepted.
  3. Remove rejected materials from site immediately.
- c. Storage and protection:
  1. Store materials in dry area in manufacturer's protective packaging with labels and installation instructions intact.
  2. Store materials under cover, off ground; protect from sunlight.

### Protection of Installed Work

Always protect the waterproofing and drainage system until fully covered with dirt, concrete, shot-crete, etc.

### Availability and Cost

Contact AVM Industries or your approved applicator for pricing and availability.

### Technical Services

Technical services are available by contacting our offices at: **888.414.1041** or **818.888.0050** or visit **www.avmindustries.com**

### System Specifications

See next page.


## Physical Properties

Core	
Compressive Strength (ASTM D-1621)	9,500 psf (455 kNm <sup>2</sup> )
Thickness (ASTM D-1777)	1" (2.54 mm)
Flow (Hydraulic gradient = 1) (ASTM D-4716)	30 g/min/ft (372 L/min/m)


Fabric	
Flow (ASTM D-4491)	140 gal/min/ft <sup>2</sup> (5704 L/min/m <sup>2</sup> )
Puncture (ASTM D-6241)	250 lbs. (1.11 kN)
AOS (ASTM D-4751)	70 U.S. Sieve (.212 mm)
Grab Tensile (ASTM D-4632)	100 lbs. (.45 kN)

General Characteristics		
Roll Length	Roll Width	Roll Weight (approx. lbs.)
165 ft. (50.29 m)	6" (15 cm)	35.0 (16.7 kg)
165 ft. (50.29 m)	12" (30 cm)	65.0 (29.2 kg)


6" & 12" End Outlet



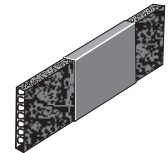
6" Only Endcap



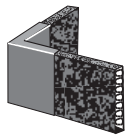
6" & 12" Side Outlet



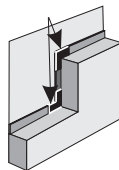
6" & 12" Splice




6" & 12" Corner



6" Only Step Down



Bd-Tape



Bd-Clips



Unrolling Bottom Drain



Corner Fitting



End Outlet Fitting



Step Down Fitting



### Notes:

The information contained herein is believed by AVM Industries, Inc. to be accurate and is offered solely for the customer's consideration, investigation and verification. Determination of suitability for use is the responsibility of the user. AVM's Limited Warranty apply. See [www.avmindustries.com](http://www.avmindustries.com) for more info. Limitations: Bottom Drain is resistant to chemicals in normal soil environments. However, some reagents may affect the performance of the Bottom Drain. An AVM representative should be contacted for further information to determine the suitability of use of Bottom Drain in unusual soil environments. Bottom Drain should be limited to its exposure to ultra-violet sunlight. Bottom Drain should be backfilled or covered within seven days of installation. Disclaimer: All information, drawings and specifications are based on the latest published information at the time of printing. AVM reserves the right to make changes due to manufacturing improvements and engineering at any time. All physical properties are minimum average roll values (MARV). Standard variations of 10% in mechanical properties and 15% in hydraulic properties are normal.

For a complete list of details in CAD or PDF, please visit our website at [www.avmindustries.com](http://www.avmindustries.com).

**AVM Industries, Inc.**  
8245 Remmet Ave, Canoga Park, CA 91304  
888.414.1041 818.888.0050

**Quality Waterproofing Products**



[www.avmindustries.com](http://www.avmindustries.com)