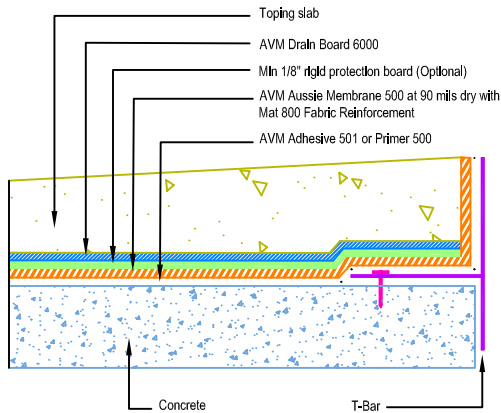


DETAIL # :  
 AVM-500-2074-C  
 AVM System 500  
 Aussie Membrane  
 VIEW TYPE:  
 Cut Sheet

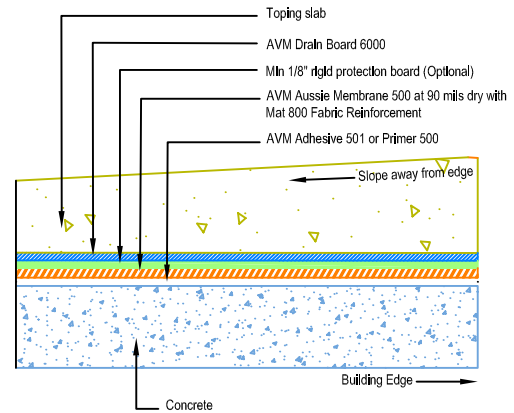
# Other Edge and Drain Details

## Topping Slabs Waterproofing on Concrete Substrates

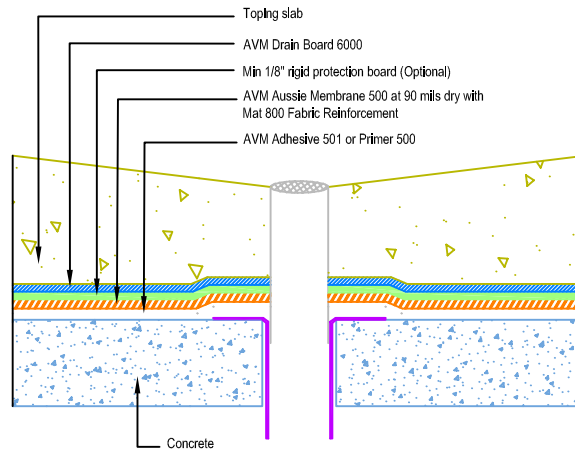
### AVM System 500 Aussie Membrane Fluid Applied Waterproofing (90 mil system with primer and reinforcement)



Slope Away from Edge Detail with Edge Metals



Slope Away from Edge Detail without Edge Metals



Drain Detail on Concrete

Notes:

1. See drawing and notes on detail number AVM-500-2002-C for more information.
2. If water is to drain away from the edge into area floor drains, then edge metals do not require weep holes.
3. Reinforce the Aussie Membrane with AVM Mat 800 at all corners, metal transitions, penetrations, gaps, drains, etc.
4. A 2-part concrete drain with a bowl and a flange and built-in weep holes should be used. (Consult AVM for proper drain selection)