



## **Aussie Membrane 570 - Hot Rubber**

### **Heavy Duty Hot Applied Rubberized Asphalt Waterproofing Membrane**

#### **Topping Slabs Spec**

Section 071400 - Fluid-Applied Waterproofing

Section 071413 - Hot Fluid-Applied Rubberized Asphalt Waterproofing

Section 075556 - Hot-Applied Rubberized Asphalt Protected Membrane Roofing

#### **Product Name**

**Aussie Membrane 570 - Hot Rubber**

#### **By**

AVM Industries, Inc.  
8245 Remmet Ave, Canoga Park, CA 91304  
888.414.1041 818.888.0050  
[www.avmindustries.com](http://www.avmindustries.com)

#### **Product Description**

**Aussie Membrane 570 - Hot Rubber**, is a hot-applied asphalt-based composition membrane applied in a liquid state to form a continuous, seamless, tough, flexible, black, fully-adhered waterproofing membrane.

**Aussie Membrane 570 - Hot Rubber** exhibits excellent elongation and recovery properties and maintains excellent long term stability.

#### **Where to Use**

Over Portland cement structural concrete surfaces including precast and poured in place roofs, parking structures, Podium decks, bridge decks, etc. Other common waterproofing applications include between-slabs, under topping-slabs, green roofs, under roof paver systems, tunnels, re-roofs, and many other applications. **Aussie Membrane 570 - Hot Rubber** may also be used over gypsum and wood surfaces. Do not install **Aussie Membrane 570 - Hot Rubber** over structural light weight concrete without prior approval from AVM. Light Weight insulating concrete is not an approved substrate.



#### **Warranty**

AVM Industries will warranty the installed membrane for a period of five (5) years. Ten (10) year warranties are also available. For complete warranty details, contact AVM Industries or consult with your applicator.

#### **Delivery, Storage, and Handling**

- Delivery of the **Aussie Membrane 570 - Hot Rubber** must be delivered to the job site in their original sealed containers, with manufacturer's name, packaging and label intact.
- Handle and store containers in accordance with printed instructions.
- Store at temperatures between 50°F and 90°F. Do not store materials in direct sunlight or where they may be damaged by water or rain.
- Failure to comply with the recommended storage conditions may result in premature failure or damage of the product. For specific storage advice, please contact AVM Industries and/or its representatives.
- Keep all materials out of the reach of children.
- If irritation occurs during use, liberally flush affected areas with water. If irritation continues, see a physician immediately.

#### **Safety Precautions & Hazards Associated With Hot-Applied Materials**

For additional information, refer to **Aussie Membrane 570 - Hot Rubber** Installation Instructions and/or Safety Data Sheets. Or contact AVM Industries at 818-888-0050. [www.avmindustries.com](http://www.avmindustries.com)

#### **Availability and Cost**

Contact AVM Industries or your approved applicator for pricing and availability.

#### **Technical Services**

Technical services are available by contacting our offices at: **888.414.1041** or **818.888.0050** or visit [www.avmindustries.com](http://www.avmindustries.com)

#### **System Specifications**

See next page.

Property		Requirement	Test Method
Recommended application temperature		380°F-400°F (193°C-204°C)	
Flash Point, C.O.C.		500°F (260°C)	ASTM D 92
Cone Penetration	77°F (25°C)	≤110	CAN/CGSB 37.50-M89
	122°F (50°C)	≤200	CAN/CGSB 37.50-M89
Flow		≤3 mm Max	CAN/CGSB 37.50-M89
Toughness		≥5.5 Joule Min	CAN/CGSB 37.50-M89
Ratio of Toughness to Peak Load		≥0.040	CAN/CGSB 37.50-M89
Water Vapor Permeance		1.7 Ng/Pa. / Sq. Meter	CAN/CGSB 37.50-M89
Water Absorption		0.35g max gain or 0.18g max loss	CAN/CGSB 37.50-M89
Pinholing		One hole max	CAN/CGSB 37.50-M89
Low Temperature Flexibility		No Cracking	CAN/CGSB 37.50-M89
Crack Bridging Capability		No Cracking, Splitting or loss of Adhesion	CAN/CGSB 37.50-M89
Heat Stability		Shall meet penetration, flow, low-temp, flexibility and viscosity requirements	CAN/CGSB 37.50-M89
Viscosity at Application Temperature		2-15 seconds	CAN/CGSB 37.50-M89

Packaging	Approx. Shipping Weights	Coverages	VOC
35 Lbs Box / 60 Boxes per Pallet	2100 Lbs/Pallet (22 Pallets/Truck)	1.33 lbs/Sqft @215 Mils	0 G/L
AVM Adhesive 501 5-Gal Bucket	41 Lbs/Bucket (36 buckets/pallet)	300-400 sqft/Gal	100 G/L
AVM Mat 570 (4'x360 Yards)	40.5 Lbs/roll (16 rolls/pallet)	4,320 Sq. Ft./Roll	N/A

For a complete list of details in CAD or PDF, please visit our website at [www.avmindustries.com](http://www.avmindustries.com).

**AVM Industries, Inc.**  
**8245 Remmet Ave, Canoga Park, CA 91304**  
**888.414.1041 818.888.0050**

**Quality Waterproofing Products**

**[www.avmindustries.com](http://www.avmindustries.com)**





# Aussie 570 Protection Sheet

## Heavy Duty Smooth Surfaced Premium SBS Membrane/ Protection Sheet

### Topping Slabs Spec

Section 071400 - Fluid-Applied  
Waterproofing

Section 071413 - Hot Fluid-Applied  
Rubberized Asphalt Waterproofing

Section 075556 - Hot-Applied Rubberized  
Asphalt Protected Membrane Roofing

### Product Name

**Aussie 570 Protection Sheet**

### By

AVM Industries, Inc.  
8245 Remmet Ave, Canoga Park, CA 91304  
888.414.1041 818.888.0050  
[www.avmindustries.com](http://www.avmindustries.com)

### Product Description

**Aussie 570 Protection Sheet** is a Heavy Duty, Smooth Surfaced, Premium SBS (Styrene Butadiene Styrene) membrane/protection sheet. **Aussie 570 Protection Sheet** is manufactured with a fiberglass mat that is saturated and coated with high quality, asphaltic bitumen and SBS elastomers forming a flexible, yet durable protection layer.

### Where to Use

**Aussie 570 Protection Sheet** is used as a protection layer over the Aussie Membrane 570 Hot Rubber waterproofing membrane. (Hot Rubber, is a hot-applied asphalt-based composition membrane applied in a liquid state to form a continuous, seamless, tough, flexible, black, fully-adhered waterproofing membrane)



### Warranty

AVM Industries will warranty the complete hot rubber waterproofing system for a period of five (5) years. Longer warranties are also available. For additional warranty details, contact AVM Industries or consult with your applicator.

### Delivery, Storage, and Handling

- Delivery of the **Aussie 570 Protection Sheets** (rolls) to the job site must be in their original sealed packaging, with manufacturer's name, packaging and label intact.
- Store rolls upright on one end. Handle and store in accordance with printed instructions.
- Store indoors or in cool shaded areas at temperatures between 50°F and 90°F. Do not store materials in direct sunlight or where they may be damaged by water or rain. Long term storage in high heat will cause rolls to stick to each other.
- Failure to comply with the recommended storage conditions may result in premature failure or damage of the product. For specific storage advice, please contact AVM Industries and/or its representatives.
- Keep all materials out of the reach of children.
- If irritation occurs during use, liberally flush affected areas with water. If irritation continues, see a physician immediately.

For additional information, refer to **Aussie Membrane 570 - Hot Rubber** Installation Instructions and/or Safety Data Sheets. Or contact AVM Industries at **818-888-0050**.  
[www.avmindustries.com](http://www.avmindustries.com)

### System Application

Read the Aussie Membrane 570 - Hot Rubber Installation Instructions Prior to Installation. Application instructions vary based on application surfaces. Application is done while HOT! Follow all safety precautions.

### Quality Control

- Visually inspect all surfaces to ensure a full and proper application, especially at corners, drains and other hard-to-reach areas.
- All unsatisfactory areas shall be repaired prior to final acceptance.

### Protection of Installed Work

The completed section shall be protected for the first 24 hours after application or until the surface is sufficiently cured. (The amount of drying time may vary depending on temperature and humidity conditions)

### Availability and Cost

Contact AVM Industries or your approved applicator for pricing and availability.

### Technical Services

Technical services are available by contacting our offices at: **888.414.1041** or **818.888.0050** or visit [www.avmindustries.com](http://www.avmindustries.com)

### System Specifications

See next page.

## Product Specifications

The following coverages are based on controlled tests. Actual coverages may vary.

Physical properties (ASTM D5147)	Test Results	ASTM D6163 Min Standard
Thickness	94 Mils	N/A
Tensile Strength (lbf/in), 0°F (MD/XMD)	120 / 110 lbf/in	70 lbf/in
Tensile Strength (lbf/in), 73°F (MD/XMD)	97 / 67 lbf/in	30 lbf/in
Elongation (% @ max load), 0°F, (MD/XMD)	4%	1%
Elongation (% @ max load), 73°F, (MD/XMD)	3%	2%
Elongation (% @ 5% max load), 73°F, (MD/XMD)	5% / 7%	3%
Tear Strength (lbf), (MD/XMD), 73°F, Minimum	105 / 75 lbf	35 lbf
Low Temperature Flexibility, (°F), Maximum	0°F (-18°C)	0°F
Dimensional Stability, %, Maximum	<0.2%	1%
High Temperature Stability, (°F)	250°F (121°C)	215°F

Packaging	Approx. Shipping Weights	Coverages	VOC
Each Roll: 39' 3/8" x 49' 1" (1m x 15m)	94 lbs (43 kg) / roll (20 rolls/pallet)	161 Sq.Ft./Roll	N/A

For a complete list of details in CAD or PDF, please visit our website at [www.avmindustries.com](http://www.avmindustries.com).

**AVM Industries, Inc.**  
8245 Remmet Ave, Canoga Park, CA 91304  
888.414.1041 818.888.0050

**Quality Waterproofing Products**

**[www.avmindustries.com](http://www.avmindustries.com)**







## **AVM Mat 570**

### **Spunbonded Polyester Mat**



#### **Product Name**

AVM Mat 570

#### **By**

AVM Industries, Inc.  
8245 Remmet Ave, Canoga Park, CA 91304  
888.414.1041 818.888.0050  
[www.avmindustries.com](http://www.avmindustries.com)

#### **Product Description**

AVM Mat 570 is a 1.4 Oz / Sq.Yd. Spunbonded Polyester reinforcing mat.

#### **Where to Use**

AVM Mat 570 is used as reinforcement in AVM System 570 Hot Rubber. Refer to AVM System 570 Tech Data Sheet for complete system information.

#### **Warranty**

This item is sold as a component of AVM System 570, Hot Rubber. Refer to AVM System 570 Hot Rubber warranty for complete warranty information.

#### **Delivery, Storage, and Handling**

- Delivery of all the AVM mat 570 rolls to the job site must be in their original packaging, with manufacturer's name and label intact.
- Handle and store in accordance with printed instructions.
- Store at temperatures between 50°F and 90°F. Do not store materials in direct sunlight or where they may be damaged by water or rain. Keep mat dry!
- Keep all materials out of the reach of children.
- If irritation occurs during use, liberally flush affected areas with water. If irritation continues, see a physician immediately.
- Shelf Life: There is no shelf life limit on this item. As long as it has not degraded or falling apart, it may be used.

#### **Product Application**

Refer to AVM System 570, Hot Rubber Details and Training Manual for installation requirements.

#### **Availability and Cost**

Contact your approved applicator or AVM's distributors for pricing and availability.

#### **Technical Services**

Technical services are available by contacting our offices at: **888.414.1041** or **818.888.0050** or visit [www.avmindustries.com](http://www.avmindustries.com)

#### **System Specifications**

See next page.

## Typical Property Values

AVM Mat 570, Spunbonded Polyester, 1.4 Oz/Sq.Yd.

Trilobal, Straight, Whitened Homopolymer Fibers (excluding binder), Embossed SR

Property	UOM	Typical Value	Test methods
Sheet Grab Tensile (MD)	Lb (N)	29 (129)	ASTM D4632-96
Sheet Grab Tensile (XD)	Lb (N)	22 (96)	ASTM D4632-96
Sheet Trapezoid Tear (MD)	Lb (N)	5.9 (26)	ASTM D1117-98
Sheet Trapezoid Tear (XD)	Lb (N)	7.7 (34)	ASTM D1117-98
Unit Weight	Oz/Sq.Yd (gsm)	1.35-1.4 (46-48)	ASTM D3776-96
Color b	Hunter Units	-1.2	ASTM D42244-93
TexTest Air Permeability	Cfm (cc/s/cm <sup>2</sup> )	607 (308)	ASTM D737-96
Fuzz Rating* Jet Side	Rating Scale	4.4	MFG QP-1028
Fuzz Rating* Belt Side	Rating Scale	4.4	MFG QP-1028
Thickness	Mil (mm)	9.7 (0.25)	ASTM D1777-96

Fuzz results are expressed with an internally developed rating scale based on visual standards that depict the amount of loose fibers on material post abrading the sample.

The above values represent the mean process performance based on full width off average values. This information is to be used as a reference only and does not represent any performance guarantee nor is it an implied specification.

Item/Component	Packaging	Approximate Shipping Weights	VOC
AVM Mat 570	360 Yards long x 48" Wide (4320 sq.ft.)	40.5 lbs (18.4 kg)	N/A
Pallets	16 rolls / pallet	-700 lbs (-318 kg)	N/A

For a complete list of details in CAD or PDF, please visit our website at [www.avmindustries.com](http://www.avmindustries.com).

AVM Industries, Inc.  
8245 Remmet Ave, Canoga Park, CA 91304  
888.414.1041 818.888.0050

Quality Waterproofing Products

[www.avmindustries.com](http://www.avmindustries.com)





## Neoprene Flashing 570

### Uncured Neoprene Flashing

#### Topping Slabs Spec

Section 071400 - Fluid-Applied Waterproofing

Section 071413 - Hot Fluid-Applied Rubberized Asphalt Waterproofing

Section 075556 - Hot-Applied Rubberized Asphalt Protected Membrane Roofing

#### Product Name

Neoprene Flashing 570

#### By

AVM Industries, Inc.  
8245 Remmet Ave, Canoga Park, CA 91304  
888.414.1041 818.888.0050  
[www.avmindustries.com](http://www.avmindustries.com)

#### Product Description

**Neoprene Flashing 570** are rolls of uncured neoprene flashing used in hot rubber waterproofing applications.

**Neoprene Flashing 570** comes in 100' long rolls in 6", 12" and 36" widths.

#### Where to Use

**Neoprene Flashing 570** is used as flashing where needed as part of AVM's Aussie Membrane 570 Hot Rubber waterproofing system.

#### Warranty

AVM Industries will warranty the complete hot rubber waterproofing system for a period of five (5) years. Longer warranties are also available. For additional warranty details, contact AVM Industries or consult with your applicator.



#### Delivery, Storage, and Handling

- Delivery of the **Neoprene Flashing 570** to the job site must be in its original packaging, with manufacturer's name, packaging and label intact.
- Store **Neoprene Flashing 570** in a cool dry place, between 50°F and 90°F and away from strong oxidizers and acids. Keep container lightly closed when not in use. All handling equipment should be properly grounded to prevent the build-up of electrostatic charges. Storage area should be equipped with sprinkler system. Handle in accordance with good industrial hygiene and safety practices.
- Containers should not be opened until ready for use. Use clean, non-sparking equipment and tools when handling.
- Failure to comply with the recommended storage conditions may result in premature failure or damage of the product. For specific storage advice, please contact AVM Industries and/or its representatives.
- Keep all materials out of the reach of children.
- If irritation occurs during use, liberally flush affected areas with water. If irritation continues, see a physician immediately.

For additional information, refer to Aussie Membrane 570 - Hot Rubber Installation Instructions or, contact AVM Industries at 818-888-0050. [www.avmindustries.com](http://www.avmindustries.com)

#### System Application

Read the Aussie Membrane 570 - Hot Rubber Installation Instructions Prior to Installation. Application instructions vary based on application surfaces. Application is done while HOT. Follow all safety precautions.

#### Quality Control

- Visually inspect all surfaces to ensure a full and proper application, especially at corners and other hard-to-reach areas.
- All unsatisfactory areas shall be repaired prior to final acceptance.

#### Protection of Installed Work

The completed section shall be protected for the first 24 hours after application or until the surface is sufficiently cured. (The amount of drying time may vary depending on temperature and humidity conditions)

#### Availability and Cost

Contact AVM Industries or your approved applicator for pricing and availability.

#### Technical Services

Technical services are available by contacting our offices at: 888.414.1041 or 818.888.0050 or visit [www.avmindustries.com](http://www.avmindustries.com)

#### System Specifications

See next page.

## Product Specifications

The following coverages are based on controlled tests. Actual coverages may vary.

Physical property	ASTM Method	Specification
Before Vulcanization		
Thickness, Inches	D412	Gauge +/- 10%
Width, Inches	D751	Size +1/8, -0
Length, Feet	D751	Size +1, -0
Modulus, 100% PSI	D412 Die C	25-75
Elongation, Ultimate, Min. %	D412 Die C	400
Dimensional Stability, Max. %, 1 Hr @ 212°F	D1204	+/-10
After Vulcanization		
Tensile Strength	D412 Die C	1484 PSI
Elongation	D412 Die C	267%
Tear Resistance	D412 Die C	171 Lb./In
Brittleness Point @ -40°F	D2137	Does Not Break
Ozone Resistance		No Cracks @ 7x
168 Hrs./100 pphm/104°F/50% Ext.	D1149	Magnification
Water absorption, Max. Mass 166 Hrs. @ 158°F	D471	8.5%
Heat Aging 70 Hrs. @212°F		
Tensile Strength	D412 Die C	1340 PSI
Elongation, Ultimate	D412 Die C	250%
Linear Dimensional Change, Max. %	D1204	+/- 3%

Packaging	Approx. Shipping Weights	Coverages	VOC
6" x 100' roll	19.4 Lbs	100 Linear Feet	N/A
12" x 100' roll	38.9 Lbs	100 Linear Feet	N/A
36" x 100' roll	116.7 Lbs	100 Linear Feet	N/A

For a complete list of details in CAD or PDF, please visit our website at [www.avmindustries.com](http://www.avmindustries.com).

AVM Industries, Inc.  
8245 Remmet Ave, Canoga Park, CA 91304  
888.414.1041 818.888.0050

Quality Waterproofing Products

[www.avmindustries.com](http://www.avmindustries.com)





# TECH DATA SHEET

Sections - 071000 / 071300 / 071313 / 071326 / 071352

## AVM Adhesive 501

Low VOC, Solvent-Based Contact Adhesive for Aussie Mate®  
Below Grade Bituminous Waterproofing Sheet Membranes

### Product Name

AVM Adhesive 501

### Manufactured by

AVM Industries, Inc.  
8245 Remmet Ave, Canoga Park, CA 91304  
888.414.1041 818.888.0050  
www.avmindustries.com

### Product Description

The AVM Adhesive 501 is a low-VOC, quick-drying, solvent-based, high-tack contact adhesive. AVM Adhesive 501 has a wide temperature application window, down to 25°F.

### Where to Use

Use this adhesive with Aussie Mate® 580-AL, 582-AL and 585-CW sheet membranes. AVM Adhesive 501 is suitable for both vertical and horizontal applications at normal and low temperatures. (down to 25°F, -4°C) Its formulated to enhance the bond between AVM's Aussie Mate® bituminous waterproofing membranes and various substrates including Concrete and Masonry Units (CMU), Wood, Metal and Gypsum sheathings with glass mat facers.

### Limitations

Do not use over ponding or standing water, snow or ice. Use in well-ventilated areas and avoid breathing vapors. The solvent in the Adhesive Attacks Polystyrene insulation. Do not apply Adhesive 501 when rain is imminent. Do not allow Adhesive 501 to puddle, as this will lengthen drying times. Cold weather will extend drying times.

### Warranty

AVM's standard 1-year material warranty applies. This product is sold as part of a waterproofing system. Please refer to those system's warranties for additional warranty information.

### System Specifications

Item/Component	Packaging	Approx Shipping Weights	Qty per Pallet	Coverages	VOC
ADHESIVE 501	5-Gal Buckets	41.0 lbs./Bucket	36 Buckets/Pallet	300-400 sqft/Gal *	<100 g/l

Actual coverages may vary based on substrate conditions and other factors.

For a complete list of details in CAD or PDF, please visit our website at [www.avmindustries.com](http://www.avmindustries.com)

### Delivery, Storage, and Handling

- Delivery of the AVM Adhesive 501 to the job site must be in its original sealed packaging, with manufacturer's name and label intact.
- Handle and store containers in accordance with printed instructions. Flammable. Store in a well-ventilated area.
- Shelf Life: One year in un-opened containers when protected from UV light and stored in dry conditions at temperatures between 40°F and 90°F.
- Failure to comply with the recommended storage conditions may result in premature deterioration of the product.
- Keep all materials out of the reach of children.
- If irritation occurs during use, liberally flush affected areas with water. If irritation continues, see a physician immediately.

### Project Conditions

- All surfaces to which the ADHESIVE 501 is applied to must be sound, stable, dry, with an even finish and free from dust, loose debris, grease, curing agents, etc. Concrete surface profile (CSP) should be 6 or smoother. If necessary, apply a parge coat using AVM Crete 6200. Do not apply to frozen substrates.
- Structural concrete must be cured for at least 72 hours. Lightweight structural concrete must be cured for at least 14 days. Install membrane over smooth concrete blocks (CMU). If the blocks are rough or the mortar joints are tooled, parge the surfaces with AVM Crete 6200 to make them smooth. Allow parge coat to dry before the substrate is primed and the membrane is installed.

### System Application

Read the AVM Adhesive 501 Installation Instructions Prior to Installation. Application instructions vary based on type of application and the type of surfaces it's being applied to.

- Ready to use – do not dilute
- Solvent Based – use with adequate ventilation
- Light mixing is recommended before use.

- Apply materials in dry weather, when ambient temperatures are between 25°F and 100°F. Do not leave exposed to U.V. Cover with membrane as soon as possible.
- Apply Adhesive 501 at the rate of 300-400 sqft per gallon with a short-nap or 3/8" (10mm) nap roller or with a brush. Do not pour the Adhesive 501 directly onto the substrates.
- Application of the Adhesive 501 should be limited to an area that will be covered by a waterproofing membrane the same day. If the application area is not covered by a waterproofing membrane the same day, Adhesive 501 must be reapplied before installation of the waterproofing membrane.
- Allow Adhesive 501 to completely dry before applying the membrane. To test if the primer is set press your forefinger on to the primed surface. When you lift your finger, there should be no strings of polymer that pull up with your finger. High humidity, cooler temperatures and porous substrates will need additional drying times.
- Warn personnel against hazards of materials to skin and eyes. Note other hazardous conditions on the job that might require special protective gear and or any other special protective or safety procedures.
- Protect adjacent surfaces which could be damaged during the application procedure.

### Quality Control

- Visually inspect all surfaces to ensure full and proper adhesion, especially at corners, seams, drains, footings and other hard-to-reach areas.
- All unsatisfactory areas shall be repaired prior to final acceptance.

### Protection of Installed Work

Always protect the waterproofing from possible damage. Use AVM Drainage Boards or AVM Approved Protective Panels.

### Availability and Cost

Contact AVM Industries or your approved applicator for pricing and availability.

### Technical Services

Technical services are available by contacting our offices at: 888.414.1041 or 818.888.0050 or visit [www.avmindustries.com](http://www.avmindustries.com)





# AVM Drain Board 6000/6020

## Prefabricated Drainage Composites

Sections 334600 / 334613 / 334616 /  
334619 / 334633

Prefabricated Drainage Composites

### Product Name

AVM Drain Board 6000/6020

### Manufactured by

AVM Industries, Inc.  
8245 Remmet Ave, Canoga Park, CA 91304  
888.414.1041 818.888.0050  
www.avmindustries.com

### Product Description

Provides protection for waterproofing systems and managing subsurface water around building foundations. Soil backfill is retained while allowing water to pass into the drainage system providing hydrostatic relief. Collected water is then conveyed to AVM Bottom Drain 6" or AVM Bottom Drain 12", or other collection systems.

Consists of an impermeable polymeric sheet cusped under heat and pressure to form a high flow dimpled drainage core. The core is then bonded to a layer of nonwoven filter fabric. The filter fabric retains soil or sand particles as well as freshly placed concrete or grout, allowing filtered water to pass into the drainage core.

### Where to Use

AVM Drain Board 6000/6200 is ideal for use with foundation walls, retaining walls, planters, roof gardens, bridge abutments, and under slabs.


### AVM Drain Board 6000 / 6020

Maintains a very high flow rate while providing a higher compressive strength for greater depths. A very popular choice for vertical and horizontal single sided drainage applications. Moderate duty.

### AVM Drain Board 6000XL / 6020XL\*

Designed for extra heavy duty vertical and horizontal applications that demand greater compressive strength and improved filtration for challenging soil conditions. Heavier duty drain core & fabric.

\* 6020 and 6020XL are identical to 6000 and 600XL with the addition of a membrane protective film on the back side.



### Delivery, Storage, and Handling

- a. Packing and shipping: Provide materials in original unopened containers with manufacturer's labels intact and legible.
- b. Acceptance at site:
  1. Unload materials: check for damage.
  2. Damaged materials determined by visual inspection will not be accepted.
  3. Remove rejected materials from site immediately.
- b. Storage and protection:
  1. Store materials in dry area in manufacturer's protective packaging with labels and installation instructions intact.
  2. Store materials under cover, off ground; protect from sunlight.
  3. Transmissivity or Flow Q with hydraulic gradient of 1 with confining stress indicated in MANUFACTURED UNITS Article in accord with ASTM D4716-01

### Project Conditions

1. All surfaces to which the Drainage Boards are applied to must be clean, sound and stable enough to properly attach and hold onto the drain boards being installed.
2. Warn personnel against hazards of working with this product. Sharp edges, weight, etc. Note other hazardous conditions on the job that might require special attention or extra protective gear and or any other special protective or safety procedures.
3. Protect adjacent surfaces which could be damaged during the application procedure.

### Inspection of Substrates

1. Verify 1% slope to underslab collection pipes or site water drainage system at underslab drainage system location substrate.
2. Examine conditions and substrates where products specified in this section are installed; submit written notification of unacceptable conditions or substrates.

### System Application

Refer to installation instructions.

### Quality Control

- a. Visually inspect all drain board surfaces to ensure a full and proper drain board system application, especially at corners, drainage footings and other hard-to-reach areas.
- b. All unsatisfactory areas shall be repaired prior to final acceptance.

### Protection of Installed Work

Always protect the waterproofing and drainage system until fully covered with dirt, concrete, shot-crete, etc.

### Availability and Cost

Contact AVM Industries or your approved applicator for pricing and availability.

### Technical Services

Technical services are available by contacting our offices at: **888.414.1041** or **818.888.0050** or visit **www.avmindustries.com**

### System Specifications

See next page.

Physical Properties

Core	6000/6020	6000XL/6020XL	Fabric	6000/6020	6000XL/6020XL
Compressive Strength (ASTM D-1621)	15,000 psf (719 kNm <sup>2</sup> )	16,500 psf (790 kNm <sup>2</sup> )	Flow (ASTM D-4491)	140 gal/min/ft <sup>2</sup> (5704 L/min/m <sup>2</sup> )	110 gal/min/ft <sup>2</sup> (4482 L/min/m <sup>2</sup> )
Thickness (ASTM D-1777)	.40" (10.16 mm)	.40" (10.16 mm)	Puncture (ASTM D-4833)	65 lbs. (.30 kN)	95 lbs. (.42 kN)
Flow (Hydraulic gradient = 1) (ASTM D-4716)	21 g/min/ft (260 L/min/m)	21 g/min/ft (260 L/min/m)	AOS (EOS)	70 U.S. Sieve (.212 mm)	70 U.S. Sieve (.212 mm)
			Grab Tensile (ASTM D-4632)	100 lbs. (.45 kN)	160 lbs. (.71 kN)

General Characteristics					
Roll Length	Roll Width	Roll Weight (approx. lbs.)			
		6000	6020	6000XL	6020XL
50 ft. (15.24 m)	4.0 ft. (1.22 m)	39.0	40.5	45.0	46.5
50 ft. (15.24 m)	6.5 ft. (1.98 m)	63.0	65.5	73.0	75.5
50 ft. (15.24 m)	8.5 ft. (2.59 m)	82.0	85.0	95.0	98.0

Notes:  
AVM Drain Board 6000 in 4' and 6.5' widths are stocked items.  
All other drain board versions are "Special Order" items. Allow 2 weeks lead time for special order items.  
For pricing and availability of special order items, please contact AVM Industries or your local distributor.

For a complete list of details in CAD or PDF, please visit our website at [www.avmindustries.com](http://www.avmindustries.com).





# TECH DATA SHEET

Sections - 334600 / 334616.16 / 334619.16 / 334623.19

## AVM Drain Board 9000/9020/9080

Prefabricated Drainage Composites

Sections 334600 / 334616.16 /  
334619.16 / 334623.19

Prefabricated Drainage Composites

### Product Name

AVM Drain Board 9000 / 9020 / 9080

### Manufactured by

AVM Industries, Inc.  
8245 Remmet Ave, Canoga Park, CA 91304  
888.414.1041 818.888.0050  
www.avmindustries.com

### Product Description

#### Drain Board for Horizontal Applications:

AVM Drain Board 9000 provides protection for waterproofing systems and collecting excess water in planters, rooftop gardens, and other horizontal surfaces such as in-between slab waterproofing applications. The filter fabric retains soil or sand particles as well as freshly placed concrete or grout, allowing filtered water to pass into the drainage core. The collected water is then conveyed to a proper collection system.

#### Where to Use

AVM Drain Board 9000/9020/9080 is ideal for use with planters, roof gardens, plaza decks, split-slabs, and under slabs.

#### AVM Drain Board 9000

Consists of a heavy duty impermeable polymeric sheet cusped under heat and pressure to form a high flow dimpled drainage core. The core is then bonded to a layer of woven filter fabric. The filter fabric retains soil or sand particles as well as freshly placed concrete or grout, allowing filtered water to pass into the drainage core.

#### AVM Drain Board 9020

The identical properties as AVM Drain Board 9020 with the addition of a protection sheet bonded to the back side of the cusped core providing protection for soft membrane waterproofing systems. AVM Drain Board 9020 is compatible with waterproofing without the use of a protection board.

#### AVM Drain Board 9080

Consists of a heavy-duty impermeable polymeric cusped sheet bonded to a layer of heavy-duty non-woven filter fabric (8 oz./sq. yd).



### Delivery, Storage, and Handling

- Packing and shipping: Provide materials in original unopened containers with manufacturer's labels intact and legible.
- Acceptance at site:
  - Unload materials: check for damage.
  - Damaged materials determined by visual inspection will not be accepted.
  - Remove rejected materials from site immediately.
- Storage and protection:
  - Store materials in dry area in manufacturer's protective packaging with labels and installation instructions intact.
  - Store materials under cover, off ground; protect from sunlight.
  - Transmissivity or Flow Q with hydraulic gradient of 1 with confining stress indicated in MANUFACTURED UNITS Article in accord with ASTM D4716-01

### Project Conditions

- All surfaces to which the Drainage Boards are applied to must be clean, sound and stable enough to properly attach and hold onto the drain boards being installed.
- Warn personnel against hazards of working with this product. Sharp edges, weight, etc. Note other hazardous conditions on the job that might require special attention or extra protective gear and or any other special protective or safety procedures.
- Protect adjacent surfaces which could be damaged during the application procedure.

### Inspection of Substrates

- Verify 1% slope to underslab collection pipes or site water drainage system at underslab drainage system location substrate.
- Examine conditions and substrates where products specified in this section are installed; submit written notification of unacceptable conditions or substrates.

### System Application

Refer to installation instructions.

### Quality Control

- Visually inspect all drain board surfaces to ensure a full and proper drain board system application, especially at corners, drainage footings and other hard-to-reach areas.
- All unsatisfactory areas shall be repaired prior to final acceptance.

### Protection of Installed Work

Always protect the waterproofing and drainage system until fully covered with dirt, concrete, shot-crete, etc.

### Availability and Cost

Contact AVM Industries or your approved applicator for pricing and availability.

### Technical Services

Technical services are available by contacting our offices at: **888.414.1041** or **818.888.0050** or visit **www.avmindustries.com**

### System Specifications

See next page.

Physical Properties

Core	9000/9020	9080	Fabric	9000/9020	9080
Compressive Strength (ASTM D-1621)	21,000 psf (1005 kNm <sup>2</sup> )	21,000 psf (1005 kNm <sup>2</sup> )	Flow (ASTM D-4491)	145 gal/min/ft <sup>2</sup> (5907 L/min/m <sup>2</sup> )	95 gal/min/ft <sup>2</sup> (3866 L/min/m <sup>2</sup> )
Thickness (ASTM D-1777)	.40" (10.16 mm)	.40" (10.16 mm)	Puncture (ASTM D-4833)	100 lbs. (.44 kN)	130 lbs. (.58 kN)
Flow (Hydraulic gradient = 1) (ASTM D-4716)	21 g/min/ft (261 L/min/m)	21 g/min/ft (261 L/min/m)	AOS (EOS)	40 U.S. Sieve (.42 mm)	90 U.S. Sieve (.18 mm)
			Grab Tensile (ASTM D-4632)	355 lbs. (1.62 kN)	205 lbs. (.90 kN)

General Characteristics				
Roll Length	Roll Width	Roll Weight (approx. lbs.)		
		9000	9020	9080
50 ft. (15.24 m)	4 ft. (1.22 m)	50.0	50.0	
50 ft. (15.24 m)	8 ft. (2.45 m)	100.0	100.0	

For a complete list of details in CAD or PDF, please visit our website at [www.avmindustries.com](http://www.avmindustries.com).

**AVM Industries, Inc.**  
8245 Remmet Ave, Canoga Park, CA 91304  
888.414.1041 818.888.0050

**Quality Waterproofing Products**

**[www.avmindustries.com](http://www.avmindustries.com)**





# 570 Hot Rubber

## Safety Data Sheet

according to Federal Register / Vol. 77, No. 58 / Monday, March 26, 2012 / Rules and Regulations

Revision date: 01/17/2019

Version: 1.0

### SECTION 1: Identification

#### 1.1. Identification

Product form : Mixture  
Product name : 570 Hot Rubber

#### 1.2. Recommended use and restrictions on use

Use of the substance/mixture : Pavement Waterproofing

#### 1.3. Supplier

AVM Industries, Inc.  
8245 Remmet Ave  
Canoga Park, CA 91304  
Tel: 818-888-0050  
Fax: 818-888-0030  
www.avmindustries.com

#### 1.4. Emergency telephone number

No additional information available

### SECTION 2: Hazard(s) identification

#### 2.1. Classification of the substance or mixture

##### GHS-US classification

Carc. 2 H351

#### 2.2. GHS Label elements, including precautionary statements

##### GHS US labelling

Hazard pictograms (GHS US) :



Signal word (GHS US) : Warning

Hazard statements (GHS US) : H351 - Suspected of causing cancer.

Precautionary statements (GHS US) : P201 - Obtain special instructions before use.  
P202 - Do not handle until all safety precautions have been read and understood.  
P280 - Wear eye protection, protective gloves, protective clothing  
P308+P313 - If exposed or concerned: Get medical advice/attention.  
P405 - Store locked up.  
P501 - Dispose of contents/container to hazardous or special waste collection point, in accordance with local, regional, national and/or international regulation

#### 2.3. Other hazards which do not result in classification

No additional information available

#### 2.4. Unknown acute toxicity (GHS US)

Not applicable

### SECTION 3: Composition/information on ingredients

#### 3.1. Substances

Not applicable

#### 3.2. Mixtures

Name	Product identifier	%
Asphalt	(CAS-No.) 8052-42-4	60 - 100



# 570 Hot Rubber

## Safety Data Sheet

according to Federal Register / Vol. 77, No. 58 / Monday, March 26, 2012 / Rules and Regulations

### SECTION 4: First-aid measures

#### 4.1. Description of first aid measures

- First-aid measures general : If exposed or concerned, get medical attention/advice. Show this safety data sheet to the doctor in attendance. Wash contaminated clothing before re-use. Never give anything to an unconscious person.
- First-aid measures after inhalation : IF INHALED: Remove to fresh air and keep at rest in a position comfortable for breathing. Get medical attention if breathing is affected. If breathing is difficult, supply oxygen.
- First-aid measures after skin contact : IF ON SKIN (or clothing): Remove affected clothing and wash all exposed skin with water for at least 15 minutes. If irritation develops or persists, get medical attention.
- First-aid measures after eye contact : IF IN EYES: Immediately flush with plenty of water for at least 15 minutes. Remove contact lenses if present and easy to do so. Continue rinsing if pain, blinking, or irritation develops or persists, get medical attention. Continue rinsing.
- First-aid measures after ingestion : IF SWALLOWED: rinse mouth thoroughly. Do not induce vomiting without advice from poison control center. Get medical attention if you feel unwell.

#### 4.2. Most important symptoms and effects (acute and delayed)

- Symptoms/effects : Suspected of causing cancer.
- Symptoms/effects after inhalation : May cause respiratory irritation.
- Symptoms/effects after skin contact : May cause skin irritation.
- Symptoms/effects after eye contact : Direct contact with eyes is likely to be irritating.
- Symptoms/effects after ingestion : May cause gastrointestinal irritation.
- Chronic symptoms : Suspected of causing cancer.

#### 4.3. Immediate medical attention and special treatment, if necessary

No additional information available.

### SECTION 5: Fire-fighting measures

#### 5.1. Suitable (and unsuitable) extinguishing media

- Suitable extinguishing media : Water fog. Dry chemical. Carbon dioxide (CO<sub>2</sub>). foam.
- Unsuitable extinguishing media : Use foam and water spray carefully to prevent excessive frothing.

#### 5.2. Specific hazards arising from the chemical

- Fire hazard : Not flammable.
- Reactivity : No dangerous reactions known under normal conditions of use.

#### 5.3. Special protective equipment and precautions for fire-fighters

- Precautionary measures fire : Keep away from heat, hot surfaces, sparks, open flames and other ignition sources. No smoking.
- Firefighting instructions : Use water spray or fog for cooling exposed containers. Exercise caution when fighting any chemical fire. Do not dispose of fire-fighting water in the environment.
- Protection during firefighting : Do not enter fire area without proper protective equipment, including respiratory protection.

### SECTION 6: Accidental release measures

#### 6.1. Personal precautions, protective equipment and emergency procedures

- General measures : Handle in accordance with good industrial hygiene and safety procedures.

##### 6.1.1. For non-emergency personnel

- Protective equipment : Wear Protective equipment as described in Section 8.

##### 6.1.2. For emergency responders

- Protective equipment : Wear suitable protective clothing, gloves and eye or face protection. Approved supplied-air respirator, in case of emergency.

#### 6.2. Environmental precautions

Prevent entry to sewers and public waters. Avoid release to the environment. Notify authorities if liquid enters sewers or public waters.

#### 6.3. Methods and material for containment and cleaning up

- For containment : Contain any spills with dikes or absorbents to prevent migration and entry into sewers or streams.
- Methods for cleaning up : Take up mechanically (sweeping, shovelling) and collect in suitable container for disposal. This material and its container must be disposed of in a safe way, and as per local legislation.

# 570 Hot Rubber

## Safety Data Sheet

according to Federal Register / Vol. 77, No. 58 / Monday, March 26, 2012 / Rules and Regulations

### 6.4. Reference to other sections

See Sections 8 and 13.

## SECTION 7: Handling and storage

### 7.1. Precautions for safe handling

Precautions for safe handling : Handle in accordance with good industrial hygiene and safety procedures. Do not handle until all safety precautions have been read and understood. Avoid contact with skin and eyes. Do not breathe vapours. Wash hands and other exposed areas with mild soap and water before eating, drinking or smoking and when leaving work.

### 7.2. Conditions for safe storage, including any incompatibilities

Technical measures : Proper grounding procedures to avoid static electricity should be followed.

Storage conditions : Store in a well-ventilated place. Keep cool. Keep container tightly closed.

## SECTION 8: Exposure controls/personal protection

### 8.1. Control parameters

Asphalt (8052-42-4)		
ACGIH	ACGIH TWA (mg/m <sup>3</sup> )	0.5 mg/m <sup>3</sup>
OSHA	Remark (OSHA)	OELs not established

### 8.2. Appropriate engineering controls

Appropriate engineering controls : Provide adequate general and local exhaust ventilation. Use process enclosures, local exhaust ventilation, or other engineering controls to control airborne levels below recommended exposure limits. Use explosion-proof equipment with flammable materials. Ensure adequate ventilation, especially in confined areas.

### 8.3. Individual protection measures/Personal protective equipment

Personal protective equipment symbol(s):



Personal protective equipment:

Gloves. Protective goggles. Protective clothing. Insufficient ventilation: wear respiratory protection.

#### Hand protection:

Use gloves chemically resistant to this material when prolonged or repeated contact could occur.

#### Eye protection:

Wear eye protection, including chemical splash goggles and a face shield when possibility exists for eye contact due to spraying liquid or airborne particles.

#### Skin and body protection:

Wear long sleeves, and chemically impervious PPE/coveralls to minimize bodily exposure.

#### Respiratory protection:

Use NIOSH (or other equivalent national standard) -approved dust/particulate respirator. Where vapour, mist, or dust exceed PELs or other applicable OELs, use NIOSH-approved respiratory protective equipment.

## SECTION 9: Physical and chemical properties

### 9.1. Information on basic physical and chemical properties

Physical state : Solid  
Colour : Black dark brown  
Odour : Burnt tar  
Odour threshold : No data available  
pH : No data available  
Melting point : 65.6 - 121.1 °C (150 - 250 °F) ASTM D36 Softening Point

# 570 Hot Rubber

## Safety Data Sheet

according to Federal Register / Vol. 77, No. 58 / Monday, March 26, 2012 / Rules and Regulations

Freezing point	: No data available
Boiling point	: > 426.7 °C (800 °F)
Flash point	: > 204.4 °C (400 °F)
Relative evaporation rate (butylacetate=1)	: No data available
Flammability (solid, gas)	: No data available
Vapour pressure	: No data available
Relative vapour density at 20 °C	: No data available
Relative density	: 1 - 1.9
Solubility	: No data available
Log Pow	: No data available
Auto-ignition temperature	: > 371.1 °C (700 °F)
Decomposition temperature	: No data available
Viscosity, kinematic	: No data available
Viscosity, dynamic	: No data available
Explosive limits	: No data available
Explosive properties	: No data available
Oxidising properties	: No data available

### 9.2. Other information

No additional information available

## SECTION 10: Stability and reactivity

### 10.1. Reactivity

No dangerous reactions known under normal conditions of use.

### 10.2. Chemical stability

Stable under recommended handling and storage conditions (see section 7).

### 10.3. Possibility of hazardous reactions

Hazardous polymerization does not occur.

### 10.4. Conditions to avoid

Strong oxidizers.

### 10.5. Incompatible materials

Oxidizing agent.

### 10.6. Hazardous decomposition products

Carbon oxides (CO, CO<sub>2</sub>). Nitrogen. Sulfur. Water.

## SECTION 11: Toxicological information

### 11.1. Information on toxicological effects

Acute toxicity (oral)	: Not classified
Acute toxicity (dermal)	: Not classified
Acute toxicity (inhalation)	: Not classified

#### Asphalt (8052-42-4)

LD50 oral rat	> 5000 mg/kg
LD50 dermal rabbit	> 2000 mg/kg

Skin corrosion/irritation	: Not classified
Serious eye damage/irritation	: Not classified
Respiratory or skin sensitisation	: Not classified
Germ cell mutagenicity	: Not classified
Carcinogenicity	: Suspected of causing cancer.

#### Asphalt (8052-42-4)

IARC group	2B - Possibly carcinogenic to humans
Reproductive toxicity	: Not classified
STOT-single exposure	: Not classified

# 570 Hot Rubber

## Safety Data Sheet

according to Federal Register / Vol. 77, No. 58 / Monday, March 26, 2012 / Rules and Regulations

STOT-repeated exposure	: Not classified
Aspiration hazard	: Not classified
Viscosity, kinematic	: No data available
Symptoms/effects	: Suspected of causing cancer.
Symptoms/effects after inhalation	: May cause respiratory irritation.
Symptoms/effects after skin contact	: May cause skin irritation.
Symptoms/effects after eye contact	: Direct contact with eyes is likely to be irritating.
Symptoms/effects after ingestion	: May cause gastrointestinal irritation.
Chronic symptoms	: Suspected of causing cancer.

### SECTION 12: Ecological information

#### 12.1. Toxicity

No additional information available

#### 12.2. Persistence and degradability

No additional information available

#### 12.3. Bioaccumulative potential

No additional information available

#### 12.4. Mobility in soil

No additional information available

#### 12.5. Other adverse effects

No additional information available

### SECTION 13: Disposal considerations

#### 13.1. Disposal methods

Waste treatment methods	: Obtain the consent of pollution control authorities before discharging to wastewater treatment plants.
Product/Packaging disposal recommendations	: Dispose in a safe manner in accordance with local/national regulations.

### SECTION 14: Transport information

#### Department of Transportation (DOT)

In accordance with DOT

Not applicable

#### Transportation of Dangerous Goods

Not applicable

#### Transport by sea (IMDG)

Not applicable

#### Air transport (IATA)

Not applicable

### SECTION 15: Regulatory information

#### 15.1. US Federal regulations

<b>570 Hot Rubber</b>	
All chemical substances in this product are listed in the EPA (Environment Protection Agency) TSCA (Toxic Substances Control Act) Inventory or are exempt.	
SARA Section 311/312 Hazard Classes	Health hazard - Carcinogenicity

#### 15.2. International regulations

No additional information available

#### 15.3. US State regulations

This product does not contain any substances known to the state of California to cause cancer and/or reproductive harm

# 570 Hot Rubber

## Safety Data Sheet

according to Federal Register / Vol. 77, No. 58 / Monday, March 26, 2012 / Rules and Regulations

Component	State or local regulations
Asphalt(8052-42-4)	U.S. - New Jersey - Right to Know Hazardous Substance List; U.S. - Pennsylvania - RTK (Right to Know) List; U.S. - Massachusetts - Right To Know List

### SECTION 16: Other information

Revision date : 01/17/2019

Other information : Author: BCS.

NFPA health hazard : 2 - Materials that, under emergency conditions, can cause temporary incapacitation or residual injury.

NFPA fire hazard : 1 - Materials that must be preheated before ignition can occur.

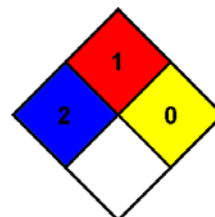
NFPA reactivity : 0 - Material that in themselves are normally stable, even under fire conditions.

HMIS Hazard Rating

Health : 2\*

Flammability : 1

Physical : 0



*This information is based on our current knowledge and is intended to describe the product for the purposes of health, safety and environmental requirements only. It should not therefore be construed as guaranteeing any specific property of the product*





# Aussie 570 Protection Sheet

## Safety Data Sheet

according to Federal Register / Vol. 77, No. 58 / Monday, March 26, 2012 / Rules and Regulations

Revision date: 01/08/2019

Version: 1.0

### SECTION 1: Identification

#### 1.1. Identification

Product form : Mixture  
Product name : Aussie 570 Protection Sheet

#### 1.2. Recommended use and restrictions on use

No additional information available

#### 1.3. Supplier

AVM Industries, Inc.  
8245 Remmet Ave  
Canoga Park, CA 91304  
Tel: 818-888-0050  
Fax: 818-888-0030  
www.avmindustries.com

#### 1.4. Emergency telephone number

818-888-0050

### SECTION 2: Hazard(s) identification

#### 2.1. Classification of the substance or mixture

##### GHS-US classification

Carc. 1A H350  
Repr. 2 H361  
STOT RE 1 H372

#### 2.2. GHS Label elements, including precautionary statements

##### GHS US labelling

Hazard pictograms (GHS US)

:



Signal word (GHS US)

: Danger

Hazard statements (GHS US)

: H350 - May cause cancer (Inhalation).  
H361 - Suspected of damaging fertility or the unborn child (oral).  
H372 - Causes damage to organs through prolonged or repeated exposure (Inhalation).

Precautionary statements (GHS US)

: P201 - Obtain special instructions before use.  
P202 - Do not handle until all safety precautions have been read and understood.  
P260 - Do not breathe dust.  
P264 - Wash hands, forearms and face thoroughly after handling.  
P270 - Do not eat, drink or smoke when using this product.  
P280 - Wear eye protection, protective gloves, protective clothing, respiratory protection  
P308+P313 - If exposed or concerned: Get medical advice/attention.  
P314 - Get medical advice/attention if you feel unwell.  
P405 - Store locked up.  
P501 - Dispose of contents/container to a licensed hazardous-waste disposal contractor or collection site except for empty clean containers which can be disposed of as non-hazardous waste

#### 2.3. Other hazards which do not result in classification

No additional information available

#### 2.4. Unknown acute toxicity (GHS US)

Not applicable

### SECTION 3: Composition/information on ingredients

#### 3.1. Substances

Not applicable

# Aussie 570 Protection Sheet

## Safety Data Sheet

according to Federal Register / Vol. 77, No. 58 / Monday, March 26, 2012 / Rules and Regulations

### 3.2. Mixtures

Name	Product identifier	%
Asphalt	(CAS-No.) 8052-42-4	30 - 60
Calcium borate	(CAS-No.) 12007-56-6	10 - 30
Glass, oxide	(CAS-No.) 65997-17-3	5 - 10
Titanium dioxide	(CAS-No.) 13463-67-7	1 - 5
Silica: Crystalline, quartz	(CAS-No.) 14808-60-7	0.1 - 1

## SECTION 4: First-aid measures

### 4.1. Description of first aid measures

- First-aid measures general : If exposed or concerned, get medical attention/advice. Show this safety data sheet to the doctor in attendance. Wash contaminated clothing before re-use. Never give anything to an unconscious person.
- First-aid measures after inhalation : IF INHALED: Remove to fresh air and keep at rest in a position comfortable for breathing. Get medical attention if breathing is affected. If breathing is difficult, supply oxygen.
- First-aid measures after skin contact : IF ON SKIN (or clothing): Remove affected clothing and wash all exposed skin with water for at least 15 minutes. If irritation develops or persists, get medical attention.
- First-aid measures after eye contact : IF IN EYES: Immediately flush with plenty of water for at least 15 minutes. Remove contact lenses if present and easy to do so. Continue rinsing if pain, blinking, or irritation develops or persists, get medical attention. Continue rinsing.
- First-aid measures after ingestion : IF SWALLOWED: rinse mouth thoroughly. Do not induce vomiting without advice from poison control center. Get medical attention if you feel unwell.

### 4.2. Most important symptoms and effects (acute and delayed)

- Symptoms/effects : May cause cancer. Suspected of damaging fertility or the unborn child. Causes damage to organs through prolonged or repeated exposure.
- Symptoms/effects after inhalation : May cause respiratory irritation.
- Symptoms/effects after skin contact : May cause skin irritation.
- Symptoms/effects after eye contact : Direct contact with eyes is likely to be irritating.
- Symptoms/effects after ingestion : May cause gastrointestinal irritation.
- Chronic symptoms : May cause cancer. Suspected of damaging fertility. Suspected of damaging the unborn child. Causes damage to organs through prolonged or repeated exposure.

### 4.3. Immediate medical attention and special treatment, if necessary

No additional information available.

## SECTION 5: Fire-fighting measures

### 5.1. Suitable (and unsuitable) extinguishing media

- Suitable extinguishing media : Dry chemical. Dry powder. Carbon dioxide (CO<sub>2</sub>). foam. Water fog. Water spray.

### 5.2. Specific hazards arising from the chemical

- Fire hazard : Not flammable.
- Reactivity : No dangerous reactions known under normal conditions of use.

### 5.3. Special protective equipment and precautions for fire-fighters

- Precautionary measures fire : Keep away from heat, hot surfaces, sparks, open flames and other ignition sources. No smoking.
- Firefighting instructions : Use water spray or fog for cooling exposed containers. Exercise caution when fighting any chemical fire. Do not dispose of fire-fighting water in the environment.
- Protection during firefighting : Do not enter fire area without proper protective equipment, including respiratory protection.
- Other information : Thermal decomposition generates : carbon oxides (CO and CO<sub>2</sub>).

## SECTION 6: Accidental release measures

### 6.1. Personal precautions, protective equipment and emergency procedures

- General measures : Evacuate area. Ventilate area. Keep upwind. Spill should be handled by trained cleaning personnel properly equipped with respiratory and eye protection.

#### 6.1.1. For non-emergency personnel

- Protective equipment : Wear Protective equipment as described in Section 8.
- Emergency procedures : Evacuate unnecessary personnel.

# Aussie 570 Protection Sheet

## Safety Data Sheet

according to Federal Register / Vol. 77, No. 58 / Monday, March 26, 2012 / Rules and Regulations

### 6.1.2. For emergency responders

Protective equipment : Wear suitable protective clothing, gloves and eye or face protection. Approved supplied-air respirator, in case of emergency.

### 6.2. Environmental precautions

Avoid release to the environment. Prevent entry to sewers and public waters.

### 6.3. Methods and material for containment and cleaning up

For containment : Contain and collect as any solid. Minimise generation of dust. Moisten first to prevent dusting.  
Methods for cleaning up : Ventilate area. Vacuum clean-up is preferred. This material and its container must be disposed of in a safe way, and as per local legislation.

### 6.4. Reference to other sections

See Sections 8 and 13.

## SECTION 7: Handling and storage

### 7.1. Precautions for safe handling

Precautions for safe handling : Do not handle until all safety precautions have been read and understood. Do not breathe dust. Wash hands and other exposed areas with mild soap and water before eating, drinking or smoking and when leaving work.

### 7.2. Conditions for safe storage, including any incompatibilities

Storage conditions : Store upright. Store in a dry place. Store in a closed container.  
Storage temperature : 12.7 - 35 °C (55 - 95 °F)

## SECTION 8: Exposure controls/personal protection

### 8.1. Control parameters

Silica: Crystalline, quartz (14808-60-7)		
ACGIH	ACGIH TWA (mg/m <sup>3</sup> )	0.025 mg/m <sup>3</sup> (respirable fraction)
OSHA	OSHA PEL (TWA) (mg/m <sup>3</sup> )	(30)/(%SiO <sub>2</sub> + 2) total dust; (10)/(%SiO <sub>2</sub> + 2) respirable fraction
OSHA	OSHA PEL (TWA) (ppm)	(250)/(%SiO <sub>2</sub> + 5) respirable fraction
OSHA	Remark (OSHA)	Table Z-3. For OSHA PEL (TWA): Use formulas: (250 / (%SiO <sub>2</sub> +5)) for mppcf and (10 mg/m <sup>3</sup> / (%SiO <sub>2</sub> +2)) for mg/m <sup>3</sup> . CAS No. source: eCFR Table Z-1.
OSHA	Regulatory reference (US-OSHA)	OSHA Annotated Table Z-3 Mineral Dusts
Asphalt (8052-42-4)		
ACGIH	ACGIH TWA (mg/m <sup>3</sup> )	0.5 mg/m <sup>3</sup>
OSHA	Remark (OSHA)	OELs not established
Calcium borate (12007-56-6)		
ACGIH	Remark (ACGIH)	OELs not established
OSHA	Remark (OSHA)	OELs not established
Glass, oxide (65997-17-3)		
OSHA	Remark (OSHA)	OELs not established
Titanium dioxide (13463-67-7)		
ACGIH	ACGIH TWA (mg/m <sup>3</sup> )	10 mg/m <sup>3</sup>

# Aussie 570 Protection Sheet

## Safety Data Sheet

according to Federal Register / Vol. 77, No. 58 / Monday, March 26, 2012 / Rules and Regulations

Titanium dioxide (13463-67-7)		
ACGIH	Remark (ACGIH)	LRT irr; A3 (Confirmed Animal Carcinogen with Unknown Relevance to Humans: The agent is carcinogenic in experimental animals at a relatively high dose, by route(s) of administration, at site(s), of histologic type(s), or by mechanism(s) that may not be relevant to worker exposure. Available epidemiologic studies do not confirm an increased risk of cancer in exposed humans. Available evidence does not suggest that the agent is likely to cause cancer in humans except under uncommon or unlikely routes or levels of exposure)
ACGIH	Regulatory reference	ACGIH 2018
OSHA	OSHA PEL (TWA) (mg/m³)	15 mg/m³ total dust
OSHA	Regulatory reference (US-OSHA)	OSHA

### 8.2. Appropriate engineering controls

Appropriate engineering controls

: Provide adequate general and local exhaust ventilation. Use process enclosures, local exhaust ventilation, or other engineering controls to control airborne levels below recommended exposure limits. Use explosion-proof equipment with flammable materials. Ensure adequate ventilation, especially in confined areas.

### 8.3. Individual protection measures/Personal protective equipment

Personal protective equipment symbol(s):



Personal protective equipment:

Gloves. Protective goggles. Protective clothing. Insufficient ventilation: wear respiratory protection.

#### Hand protection:

Use gloves chemically resistant to this material when prolonged or repeated contact could occur. Gloves should be classified under Standard EN 374 or ASTM F1296. Suggested glove materials are: Neoprene, Nitrile/butadiene rubber, Polyethylene, Ethyl vinyl alcohol laminate, PVC or vinyl. Suitable gloves for this specific application can be recommended by the glove supplier.

#### Eye protection:

Wear eye protection, including chemical splash goggles and a face shield when possibility exists for eye contact due to spraying liquid or airborne particles.

#### Skin and body protection:

Wear long sleeves, and chemically impervious PPE/coveralls to minimize bodily exposure.

#### Respiratory protection:

Use NIOSH (or other equivalent national standard) -approved dust/particulate respirator. Where vapour, mist, or dust exceed PELs or other applicable OELs, use NIOSH-approved respiratory protective equipment.

## SECTION 9: Physical and chemical properties

### 9.1. Information on basic physical and chemical properties

Physical state	: Solid
Appearance	: Smooth.
Colour	: Various
Odour	: Asphalt
Odour threshold	: No data available
pH	: No data available

# Aussie 570 Protection Sheet

## Safety Data Sheet

according to Federal Register / Vol. 77, No. 58 / Monday, March 26, 2012 / Rules and Regulations

Melting point	: 121 °C (250 °F)
Freezing point	: No data available
Boiling point	: No data available
Flash point	: > 315 °C (600 °F)
Relative evaporation rate (butylacetate=1)	: No data available
Flammability (solid, gas)	: No data available
Vapour pressure	: No data available
Relative vapour density at 20 °C	: No data available
Relative density	: No data available
Solubility	: No data available
Log Pow	: No data available
Auto-ignition temperature	: 460 °C (860 °F)
Decomposition temperature	: No data available
Viscosity, kinematic	: No data available
Viscosity, dynamic	: No data available
Explosive limits	: No data available
Explosive properties	: No data available
Oxidising properties	: No data available

### 9.2. Other information

No additional information available

## SECTION 10: Stability and reactivity

### 10.1. Reactivity

No dangerous reactions known under normal conditions of use.

### 10.2. Chemical stability

Stable under recommended handling and storage conditions (see section 7).

### 10.3. Possibility of hazardous reactions

Hazardous polymerization does not occur.

### 10.4. Conditions to avoid

None known.

### 10.5. Incompatible materials

Strong oxidizers. Reducing agents. Strong acids. Strong alkalis.

### 10.6. Hazardous decomposition products

Thermal decomposition generates : Carbon oxides (CO, CO<sub>2</sub>).

## SECTION 11: Toxicological information

### 11.1. Information on toxicological effects

Acute toxicity (oral)	: Not classified
Acute toxicity (dermal)	: Not classified
Acute toxicity (inhalation)	: Not classified
Skin corrosion/irritation	: Not classified
Serious eye damage/irritation	: Not classified
Respiratory or skin sensitisation	: Not classified
Germ cell mutagenicity	: Not classified
Carcinogenicity	: May cause cancer (Inhalation).

#### Silica: Crystalline, quartz (14808-60-7)

IARC group	1 - Carcinogenic to humans
------------	----------------------------

#### Asphalt (8052-42-4)

IARC group	2B - Possibly carcinogenic to humans
------------	--------------------------------------

#### Titanium dioxide (13463-67-7)

IARC group	2B - Possibly carcinogenic to humans
------------	--------------------------------------



# Aussie 570 Protection Sheet

## Safety Data Sheet

according to Federal Register / Vol. 77, No. 58 / Monday, March 26, 2012 / Rules and Regulations

Reproductive toxicity	: Suspected of damaging fertility or the unborn child (oral).
STOT-single exposure	: Not classified
STOT-repeated exposure	: Causes damage to organs through prolonged or repeated exposure (Inhalation).
Aspiration hazard	: Not classified
Viscosity, kinematic	: No data available
Symptoms/effects	: May cause cancer. Suspected of damaging fertility or the unborn child. Causes damage to organs through prolonged or repeated exposure.
Symptoms/effects after inhalation	: May cause respiratory irritation.
Symptoms/effects after skin contact	: May cause skin irritation.
Symptoms/effects after eye contact	: Direct contact with eyes is likely to be irritating.
Symptoms/effects after ingestion	: May cause gastrointestinal irritation.
Chronic symptoms	: May cause cancer. Suspected of damaging fertility. Suspected of damaging the unborn child. Causes damage to organs through prolonged or repeated exposure.

### SECTION 12: Ecological information

#### 12.1. Toxicity

No additional information available

#### 12.2. Persistence and degradability

No additional information available

#### 12.3. Bioaccumulative potential

No additional information available

#### 12.4. Mobility in soil

No additional information available

#### 12.5. Other adverse effects

No additional information available

### SECTION 13: Disposal considerations

#### 13.1. Disposal methods

Waste treatment methods : Obtain the consent of pollution control authorities before discharging to wastewater treatment plants. These products are not hazardous waste as defined by regulations implementing the Resource Conservation and Recovery Act (RCRA). In general, waste materials may be discarded in accordance with State and Local regulations governing the disposal of other common or non-RCRA regulated waste materials.

Product/Packaging disposal recommendations : Dispose in a safe manner in accordance with local/national regulations.

### SECTION 14: Transport information

#### Department of Transportation (DOT)

In accordance with DOT

Not applicable

#### Transportation of Dangerous Goods

Not applicable

#### Transport by sea (IMDG)

Not applicable

#### Air transport (IATA)

Not applicable

# Aussie 570 Protection Sheet

## Safety Data Sheet

according to Federal Register / Vol. 77, No. 58 / Monday, March 26, 2012 / Rules and Regulations

### SECTION 15: Regulatory information


#### 15.1. US Federal regulations

<b>Aussie 570 Protection Sheet</b>	
All chemical substances in this product are listed in the EPA (Environment Protection Agency) TSCA (Toxic Substances Control Act) Inventory or are exempt	
SARA Section 311/312 Hazard Classes	Health hazard - Carcinogenicity Health hazard - Reproductive toxicity Health hazard - Specific target organ toxicity (single or repeated exposure)
<b>Aluminum (7429-90-5)</b>	
Subject to reporting requirements of United States SARA Section 313	

#### 15.2. International regulations

No additional information available

#### 15.3. US State regulations

 **WARNING:** This product can expose you to Silica: Crystalline, quartz, which is known to the State of California to cause cancer. For more information go to [www.P65Warnings.ca.gov](http://www.P65Warnings.ca.gov).

<b>Silica: Crystalline, quartz (14808-60-7)</b>					
U.S. - California - Proposition 65 - Carcinogens List	U.S. - California - Proposition 65 - Developmental Toxicity	U.S. - California - Proposition 65 - Reproductive Toxicity - Female	U.S. - California - Proposition 65 - Reproductive Toxicity - Male	No significant risk level (NSRL)	Maximum allowable dose level (MADL)
Yes	No	No	No	Not available	

<b>Titanium dioxide (13463-67-7)</b>					
U.S. - California - Proposition 65 - Carcinogens List	U.S. - California - Proposition 65 - Developmental Toxicity	U.S. - California - Proposition 65 - Reproductive Toxicity - Female	U.S. - California - Proposition 65 - Reproductive Toxicity - Male	No significant risk level (NSRL)	Maximum allowable dose level (MADL)
Yes	No	No	No	Not available	

Component	State or local regulations
Silica: Crystalline, quartz(14808-60-7)	U.S. - New Jersey - Right to Know Hazardous Substance List; U.S. - Pennsylvania - RTK (Right to Know) List
Asphalt(8052-42-4)	U.S. - New Jersey - Right to Know Hazardous Substance List; U.S. - Pennsylvania - RTK (Right to Know) List; U.S. - Massachusetts - Right To Know List
Titanium dioxide(13463-67-7)	U.S. - New Jersey - Right to Know Hazardous Substance List; U.S. - Pennsylvania - RTK (Right to Know) List
Limestone(1317-65-3)	U.S. - New Jersey - Right to Know Hazardous Substance List; U.S. - Pennsylvania - RTK (Right to Know) List
Aluminum(7429-90-5)	U.S. - Massachusetts - Right To Know List; U.S. - New Jersey - Right to Know Hazardous Substance List; U.S. - Pennsylvania - RTK (Right to Know) - Environmental Hazard List
Talc(14807-96-6)	U.S. - New Jersey - Right to Know Hazardous Substance List; U.S. - Pennsylvania - RTK (Right to Know) List

### SECTION 16: Other information

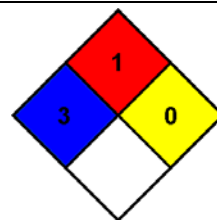
Revision date : 01/08/2019  
Other information : Author: BCS.

# Aussie 570 Protection Sheet

## Safety Data Sheet

according to Federal Register / Vol. 77, No. 58 / Monday, March 26, 2012 / Rules and Regulations

NFPA health hazard	: 3 - Materials that, under emergency conditions, can cause serious or permanent injury.
NFPA fire hazard	: 1 - Materials that must be preheated before ignition can occur.
NFPA reactivity	: 0 - Material that in themselves are normally stable, even under fire conditions.



### HMIS Hazard Rating

Health	: 3*
Flammability	: 1
Physical	: 0

*This information is based on our current knowledge and is intended to describe the product for the purposes of health, safety and environmental requirements only. It should not therefore be construed as guaranteeing any specific property of the product*



# AVM 570 Neoprene

## Safety Data Sheet

according to Federal Register / Vol. 77, No. 58 / Monday, March 26, 2012 / Rules and Regulations

Revision date: 01/16/2019

Version: 1.0

### SECTION 1: Identification

#### 1.1. Identification

Product form : Mixture  
Product name : AVM 570 Neoprene  
Other means of identification : Low-Temperature, Self-Adhered Sheet Waterproofing

#### 1.2. Recommended use and restrictions on use

Use of the substance/mixture : Rubber compound

#### 1.3. Supplier

AVM Industries, Inc.  
8245 Remmet Ave  
Canoga Park, CA 91304  
Tel: 818-888-0050  
Fax: 818-888-0030  
www.avmindustries.com

#### 1.4. Emergency telephone number

No additional information available

### SECTION 2: Hazard(s) identification

#### 2.1. Classification of the substance or mixture

##### GHS-US classification

Not classified

#### 2.2. GHS Label elements, including precautionary statements

##### GHS US labelling

No labelling applicable

#### 2.3. Other hazards which do not result in classification

No additional information available

#### 2.4. Unknown acute toxicity (GHS US)

Not applicable

### SECTION 3: Composition/information on ingredients

#### 3.1. Substances

Not applicable

#### 3.2. Mixtures

Name	Product identifier	%
Contains no hazardous ingredients at levels requiring disclosure by the OSHA Hazard Communication Standard (29 CFR 1910.1200)		

### SECTION 4: First-aid measures

#### 4.1. Description of first aid measures

First-aid measures general : If exposed or concerned, get medical attention/advice. Show this safety data sheet to the doctor in attendance. Wash contaminated clothing before re-use. Never give anything to an unconscious person.

First-aid measures after inhalation : IF INHALED: Remove to fresh air and keep at rest in a position comfortable for breathing. Get medical attention if breathing is affected. If breathing is difficult, supply oxygen.

First-aid measures after skin contact : IF ON SKIN (or clothing): Remove affected clothing and wash all exposed skin with water for at least 15 minutes. If irritation develops or persists, get medical attention.

First-aid measures after eye contact : IF IN EYES: Immediately flush with plenty of water for at least 15 minutes. Remove contact lenses if present and easy to do so. Continue rinsing if pain, blinking, or irritation develops or persists, get medical attention. Continue rinsing.

First-aid measures after ingestion : IF SWALLOWED: rinse mouth thoroughly. Do not induce vomiting without advice from poison control center. Get medical attention if you feel unwell.

# AVM 570 Neoprene

## Safety Data Sheet

according to Federal Register / Vol. 77, No. 58 / Monday, March 26, 2012 / Rules and Regulations

### 4.2. Most important symptoms and effects (acute and delayed)

Symptoms/effects	: Not expected to present a significant hazard under anticipated conditions of normal use.
Symptoms/effects after inhalation	: May cause respiratory irritation.
Symptoms/effects after skin contact	: May cause skin irritation.
Symptoms/effects after eye contact	: Direct contact with eyes is likely to be irritating.
Symptoms/effects after ingestion	: May cause gastrointestinal irritation.

### 4.3. Immediate medical attention and special treatment, if necessary

No additional information available.

## SECTION 5: Fire-fighting measures

### 5.1. Suitable (and unsuitable) extinguishing media

Suitable extinguishing media	: Dry chemical. Carbon dioxide (CO2). Foam.
------------------------------	---

### 5.2. Specific hazards arising from the chemical

Fire hazard	: Heating may cause a fire.
Reactivity	: No dangerous reactions known under normal conditions of use.

### 5.3. Special protective equipment and precautions for fire-fighters

Precautionary measures fire	: Keep away from heat, hot surfaces, sparks, open flames and other ignition sources. No smoking.
Firefighting instructions	: Use water spray or fog for cooling exposed containers. Exercise caution when fighting any chemical fire. Do not dispose of fire-fighting water in the environment.
Protection during firefighting	: Do not enter fire area without proper protective equipment, including respiratory protection.

## SECTION 6: Accidental release measures

### 6.1. Personal precautions, protective equipment and emergency procedures

General measures	: Handle in accordance with good industrial hygiene and safety procedures.
------------------	--

#### 6.1.1. For non-emergency personnel

Protective equipment	: Wear Protective equipment as described in Section 8.
----------------------	--

#### 6.1.2. For emergency responders

Protective equipment	: Wear suitable protective clothing, gloves and eye or face protection. Approved supplied-air respirator, in case of emergency.
----------------------	---

### 6.2. Environmental precautions

Prevent entry to sewers and public waters. Avoid release to the environment. Notify authorities if liquid enters sewers or public waters.

### 6.3. Methods and material for containment and cleaning up

For containment	: Contain and collect as any solid. Minimise generation of dust.
Methods for cleaning up	: Take up mechanically (sweeping, shovelling) and collect in suitable container for disposal. Minimise generation of dust. This material and its container must be disposed of in a safe way, and as per local legislation.

### 6.4. Reference to other sections

See Sections 8 and 13.

## SECTION 7: Handling and storage

### 7.1. Precautions for safe handling

Precautions for safe handling	: Handle in accordance with good industrial hygiene and safety procedures. Do not handle until all safety precautions have been read and understood. Avoid contact with skin and eyes. Wash hands and other exposed areas with mild soap and water before eating, drinking or smoking and when leaving work.
-------------------------------	--

### 7.2. Conditions for safe storage, including any incompatibilities

Technical measures	: Proper grounding procedures to avoid static electricity should be followed.
Storage conditions	: Store in a well-ventilated place. Keep cool. Keep container tightly closed. Keep in an area equipped with sprinklers.
Incompatible materials	: Strong oxidizers. Acids.

# AVM 570 Neoprene

## Safety Data Sheet

according to Federal Register / Vol. 77, No. 58 / Monday, March 26, 2012 / Rules and Regulations

### SECTION 8: Exposure controls/personal protection

#### 8.1. Control parameters

No data available

#### 8.2. Appropriate engineering controls

Appropriate engineering controls

: Provide adequate general and local exhaust ventilation. Use process enclosures, local exhaust ventilation, or other engineering controls to control airborne levels below recommended exposure limits. Use explosion-proof equipment with flammable materials. Ensure adequate ventilation, especially in confined areas.

#### 8.3. Individual protection measures/Personal protective equipment

Personal protective equipment symbol(s):



Personal protective equipment:

Gloves. Protective goggles.

##### Hand protection:

Use gloves chemically resistant to this material when prolonged or repeated contact could occur.

##### Eye protection:

Wear eye protection, including chemical splash goggles and a face shield when possibility exists for eye contact due to spraying liquid or airborne particles.

##### Skin and body protection:

Wear long sleeves, and chemically impervious PPE/coveralls to minimize bodily exposure.

##### Respiratory protection:

Use NIOSH (or other equivalent national standard) -approved dust/particulate respirator. Where vapour, mist, or dust exceed PELs or other applicable OELs, use NIOSH-approved respiratory protective equipment.

### SECTION 9: Physical and chemical properties

#### 9.1. Information on basic physical and chemical properties

Physical state	: Solid
Colour	: Black
Odour	: mild
Odour threshold	: No data available
pH	: No data available
Melting point	: No data available
Freezing point	: No data available
Boiling point	: No data available
Flash point	: > 100 °C (212 °F) SW 846 1010
Relative evaporation rate (butylacetate=1)	: No data available
Flammability (solid, gas)	: No data available
Vapour pressure	: No data available
Relative vapour density at 20 °C	: No data available
Relative density	: No data available
Density	: 1.26 g/cm <sup>3</sup>
Solubility	: No data available
Log Pow	: No data available
Auto-ignition temperature	: No data available

# AVM 570 Neoprene

## Safety Data Sheet

according to Federal Register / Vol. 77, No. 58 / Monday, March 26, 2012 / Rules and Regulations

Decomposition temperature	: No data available
Viscosity, kinematic	: No data available
Viscosity, dynamic	: No data available
Explosive limits	: No data available
Explosive properties	: No data available
Oxidising properties	: No data available

### 9.2. Other information

No additional information available

## SECTION 10: Stability and reactivity

### 10.1. Reactivity

No dangerous reactions known under normal conditions of use.

### 10.2. Chemical stability

Stable under recommended handling and storage conditions (see section 7).

### 10.3. Possibility of hazardous reactions

None known.

### 10.4. Conditions to avoid

Heat. Sparks. Open flame. Strong oxidizers.

### 10.5. Incompatible materials

Strong acids. Bases. Oxidizing agent.

### 10.6. Hazardous decomposition products

Carbon oxides (CO, CO<sub>2</sub>). Dense smoke.

## SECTION 11: Toxicological information

### 11.1. Information on toxicological effects

Acute toxicity (oral)	: Not classified
Acute toxicity (dermal)	: Not classified
Acute toxicity (inhalation)	: Not classified
Skin corrosion/irritation	: Not classified
Serious eye damage/irritation	: Not classified
Respiratory or skin sensitisation	: Not classified
Germ cell mutagenicity	: Not classified
Carcinogenicity	: Not classified
Reproductive toxicity	: Not classified
STOT-single exposure	: Not classified
STOT-repeated exposure	: Not classified
Aspiration hazard	: Not classified
Viscosity, kinematic	: No data available
Symptoms/effects	: Not expected to present a significant hazard under anticipated conditions of normal use.
Symptoms/effects after inhalation	: May cause respiratory irritation.
Symptoms/effects after skin contact	: May cause skin irritation.
Symptoms/effects after eye contact	: Direct contact with eyes is likely to be irritating.
Symptoms/effects after ingestion	: May cause gastrointestinal irritation.

## SECTION 12: Ecological information

### 12.1. Toxicity

No additional information available

### 12.2. Persistence and degradability

No additional information available

### 12.3. Bioaccumulative potential

No additional information available

### 12.4. Mobility in soil

No additional information available

# AVM 570 Neoprene

## Safety Data Sheet

according to Federal Register / Vol. 77, No. 58 / Monday, March 26, 2012 / Rules and Regulations

### 12.5. Other adverse effects

No additional information available

## SECTION 13: Disposal considerations

### 13.1. Disposal methods

Waste treatment methods : Obtain the consent of pollution control authorities before discharging to wastewater treatment plants.

Product/Packaging disposal recommendations : Dispose in a safe manner in accordance with local/national regulations.

## SECTION 14: Transport information

### Department of Transportation (DOT)

In accordance with DOT

Not applicable

### Transportation of Dangerous Goods

Not applicable

### Transport by sea (IMDG)

Not applicable

### Air transport (IATA)

Not applicable

## SECTION 15: Regulatory information


### 15.1. US Federal regulations

AVM 570 Neoprene	
All chemical substances in this product are listed in the EPA (Environment Protection Agency) TSCA (Toxic Substances Control Act) Inventory or are exempt.	
SARA Section 311/312 Hazard Classes	None
Zinc compounds	
SARA Section 313	Listed

### 15.2. International regulations

No additional information available

### 15.3. US State regulations

 **WARNING:** This product can expose you to Carbon black, which is known to the State of California to cause cancer. For more information go to [www.P65Warnings.ca.gov](http://www.P65Warnings.ca.gov).

Carbon black (1333-86-4)					
U.S. - California - Proposition 65 - Carcinogens List	U.S. - California - Proposition 65 - Developmental Toxicity	U.S. - California - Proposition 65 - Reproductive Toxicity - Female	U.S. - California - Proposition 65 - Reproductive Toxicity - Male	No significant risk level (NSRL)	Maximum allowable dose level (MADL)
Yes	No	No	No		

## SECTION 16: Other information

Revision date : 01/16/2019

Other information : Author: BCS.

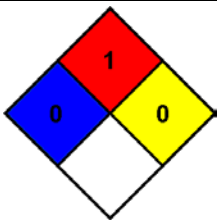


# AVM 570 Neoprene

## Safety Data Sheet

according to Federal Register / Vol. 77, No. 58 / Monday, March 26, 2012 / Rules and Regulations

NFPA health hazard	: 0 - Materials that, under emergency conditions, would offer no hazard beyond that of ordinary combustible materials.
NFPA fire hazard	: 1 - Materials that must be preheated before ignition can occur.
NFPA reactivity	: 0 - Material that in themselves are normally stable, even under fire conditions.



HMIS Hazard Rating	
Health	: 0
Flammability	: 1
Physical	: 0

*This information is based on our current knowledge and is intended to describe the product for the purposes of health, safety and environmental requirements only. It should not therefore be construed as guaranteeing any specific property of the product*

### SECTION 1: Identification of the substance/mixture and of the company/undertaking

#### 1.1. Product identifier

Product name : AVM Adhesive 501

Product form : Mixture

#### 1.2. Relevant identified uses of the substance or mixture and uses advised against

Use of the substance/mixture : Primer

#### 1.3. Details of the supplier of the safety data sheet

AVM Industries, Inc.  
8245 Remmet Ave  
Canoga Park, CA 91304  
Tel: 818-888-0050  
Fax: 818-888-0030  
www.avmindustries.com

#### 1.4. Emergency telephone number

No additional information available

### SECTION 2: Hazards identification

#### 2.1. Classification of the substance or mixture

##### GHS-US classification

Flam. Liq. 2 H225  
Skin Irrit. 2 H315  
Eye Irrit. 2 H319  
Carc. 1B H350  
Repr. 2 H361  
STOT SE 3 H336  
STOT RE 2 H373  
Asp. Tox. 1 H304

#### 2.2. Label elements

##### GHS-US labelling

Hazard pictograms (GHS-US)



Signal word (GHS-US)

: **Danger**

Hazard statements (GHS-US)

: H225 - Highly flammable liquid and vapour  
H304 - May be fatal if swallowed and enters airways  
H315 - Causes skin irritation  
H319 - Causes serious eye irritation  
H336 - May cause drowsiness or dizziness  
H350 - May cause cancer  
H361 - Suspected of damaging fertility or the unborn child  
H373 - May cause damage to organs through prolonged or repeated exposure

Precautionary statements (GHS-US)

: P201 - Obtain special instructions before use  
P202 - Do not handle until all safety precautions have been read and understood  
P210 - Keep away from heat, open flames, sparks. - No smoking  
P233 - Keep container tightly closed  
P240 - Ground/Bond container and receiving equipment  
P241 - Use explosion-proof electrical, lighting, ventilating equipment  
P242 - Use only non-sparking tools  
P243 - Take precautionary measures against static discharge  
P260 - Do not breathe mist, vapours  
P264 - Wash hands, forearms and face thoroughly after handling  
P271 - Use only outdoors or in a well-ventilated area  
P280 - Wear eye protection, protective gloves, protective clothing, respiratory protection  
P301+P310 - IF SWALLOWED: Immediately call a POISON CENTER, a poison center  
P302+P352 - If on skin: Wash with plenty of soap and water  
P303+P361+P353 - IF ON SKIN (or hair): Take off immediately all contaminated clothing. Rinse skin with water/shower  
P304+P340 - IF INHALED: Remove person to fresh air and keep comfortable for breathing  
P305+P351+P338 - IF IN EYES: Rinse cautiously with water for several minutes. Remove contact lenses, if present and easy to do. Continue rinsing

# AVM Adhesive 501

## Safety Data Sheet

Prepared according to Federal Register / Vol. 77, No. 58 / Monday, March 26, 2012 / Rules and Regulations

P308+P313 - If exposed or concerned: Get medical advice/attention  
P312 - Call a POISON CENTER, a poison center if you feel unwell  
P314 - Get medical advice/attention if you feel unwell  
P321 - Specific treatment (see first aid instructions on this label)  
P331 - Do NOT induce vomiting  
P332+P313 - If skin irritation occurs: Get medical advice/attention  
P337+P313 - If eye irritation persists: Get medical advice/attention  
P362+P364 - Take off contaminated clothing and wash it before reuse  
P370+P378 - In case of fire: Use carbon dioxide (CO<sub>2</sub>), dry extinguishing powder, foam to extinguish  
P403+P233+P235 - Store in a well-ventilated place. Keep container tightly closed. Keep cool  
P405 - Store locked up  
P501 - Dispose of contents/container to a licensed hazardous-waste disposal contractor or collection site except for empty clean containers which can be disposed of as non-hazardous waste

### 2.3. Other hazards

No additional information available

### 2.4. Unknown acute toxicity (GHS US)

No data available

## SECTION 3: Composition/information on ingredients

### 3.1. Substances

Not applicable

### 3.2. Mixtures

Name	Product identifier	%
tert-Butyl acetate	(CAS-No.) 540-88-5	20 - 40*
Distillates, petroleum, solvent-dewaxed heavy paraffinic	(CAS-No.) 64742-65-0	5 - 25*
Toluene	(CAS-No.) 108-88-3	2 - 20*

\*In accordance with paragraph (i) of the OSHA Hazard Communication Standard (29 CFR §1910.1200), the specific chemical identity or exact weight % has been withheld as a trade secret

## SECTION 4: First aid measures

### 4.1. Description of first aid measures

First-aid measures general : If exposed or concerned, get medical attention/advice. Show this safety data sheet to the doctor in attendance. Wash contaminated clothing before re-use. Never give anything to an unconscious person.

First-aid measures after inhalation : IF INHALED: Remove to fresh air and keep at rest in a position comfortable for breathing. Get medical attention if breathing is affected. If breathing is difficult, supply oxygen.

First-aid measures after skin contact : IF ON SKIN (or clothing): Remove affected clothing and wash all exposed skin with water for at least 15 minutes. If irritation develops or persists, get medical attention.

First-aid measures after eye contact : IF IN EYES: Immediately flush with plenty of water for at least 15 minutes. Remove contact lenses if present and easy to do so. Continue rinsing if pain, blinking, or irritation develops or persists, get medical attention. Continue rinsing.

First-aid measures after ingestion : IF SWALLOWED: rinse mouth thoroughly. Do not induce vomiting without advice from poison control center. Get medical attention if you feel unwell.

### 4.2. Most important symptoms and effects, both acute and delayed

Symptoms/effects : May be fatal if swallowed and enters airways. Causes skin irritation. Causes serious eye irritation. May cause drowsiness or dizziness. May cause cancer. Suspected of damaging fertility. Suspected of damaging the unborn child. May cause damage to organs through prolonged or repeated exposure.

Symptoms/effects after inhalation : May cause drowsiness or dizziness.

Symptoms/effects after skin contact : Causes skin irritation.

Symptoms/effects after eye contact : Causes serious eye irritation.

Symptoms/effects after ingestion : May be fatal if swallowed and enters airways.

Chronic symptoms : May cause cancer. Suspected of damaging fertility. Suspected of damaging the unborn child. . May cause damage to organs through prolonged or repeated exposure.

### 4.3. Indication of any immediate medical attention and special treatment needed

No additional information available.

## SECTION 5: Firefighting measures

### 5.1. Extinguishing media

Suitable extinguishing media : Water fog. Foam. Dry chemical. carbon dioxide (CO<sub>2</sub>).

### 5.2. Special hazards arising from the substance or mixture

Fire hazard : Highly flammable liquid and vapour.

# AVM Adhesive 501

## Safety Data Sheet

Prepared according to Federal Register / Vol. 77, No. 58 / Monday, March 26, 2012 / Rules and Regulations

Explosion hazard	: Heating may cause an explosion.
Reactivity	: No dangerous reactions known under normal conditions of use.
<b>5.3. Advice for firefighters</b>	
Precautionary measures fire	: Keep away from heat, hot surfaces, sparks, open flames and other ignition sources. No smoking.
Firefighting instructions	: Use water spray or fog for cooling exposed containers. Exercise caution when fighting any chemical fire. Do not dispose of fire-fighting water in the environment.
Protection during firefighting	: Do not enter fire area without proper protective equipment, including respiratory protection.
Other information	: Avoid smoke inhalation.

### SECTION 6: Accidental release measures

#### 6.1. Personal precautions, protective equipment and emergency procedures

General measures : Evacuate area. Ventilate area. Keep upwind. Spill should be handled by trained clean-up crews properly equipped with respiratory equipment and full chemical protective gear (see Section 8).

##### 6.1.1. For non-emergency personnel

Protective equipment : Wear Protective equipment as described in Section 8.

Emergency procedures : Evacuate unnecessary personnel.

##### 6.1.2. For emergency responders

Protective equipment : Wear suitable protective clothing, gloves and eye or face protection. Approved supplied-air respirator, in case of emergency.

#### 6.2. Environmental precautions

Avoid release to the environment. Prevent entry to sewers and public waters.

#### 6.3. Methods and material for containment and cleaning up

For containment : Contain any spills with dikes or absorbents to prevent migration and entry into sewers or streams.

Methods for cleaning up : Ventilate area. Eliminate ignition sources. Use only non-sparking tools. Soak up residue with an absorbent such as clay, sand or other suitable material. This material and its container must be disposed of in a safe way, and as per local legislation. Foam, especially high expansion foam, may be used to suppress vapors.

#### 6.4. Reference to other sections

See Sections 8 and 13.

### SECTION 7: Handling and storage

#### 7.1. Precautions for safe handling

Precautions for safe handling : Do not handle until all safety precautions have been read and understood. Ensure proper electrical grounding procedures are in place. Avoid contact with skin, eyes and clothing. Do not breathe mist, vapours. Wash hands and other exposed areas with mild soap and water before eating, drinking or smoking and when leaving work.

#### 7.2. Conditions for safe storage, including any incompatibilities

Storage conditions : Keep away from ignition sources. Store in a well-ventilated place. Keep cool.

### SECTION 8: Exposure controls/personal protection

#### 8.1. Control parameters

<b>Toluene (108-88-3)</b>	
ACGIH TWA (ppm)	20 ppm
Remark (ACGIH)	Visual impair; female repro;
OSHA PEL (TWA) (ppm)	200 ppm
OSHA PEL (Ceiling) (ppm)	300 ppm (500 ppm Peak [10 minutes])
<b>Distillates, petroleum, solvent-dewaxed heavy paraffinic (64742-65-0)</b>	
Remark (ACGIH)	OELs not established
Remark (OSHA)	OELs not established
<b>tert-Butyl acetate (540-88-5)</b>	
ACGIH TWA (ppm)	200 ppm
Remark (ACGIH)	Threshold Limit Values (TLV Basis) Critical Effects - eye and upper respiratory tract irritation
OSHA PEL (TWA) (mg/m <sup>3</sup> )	950 mg/m <sup>3</sup>
OSHA PEL (TWA) (ppm)	200 ppm

# AVM Adhesive 501

## Safety Data Sheet

Prepared according to Federal Register / Vol. 77, No. 58 / Monday, March 26, 2012 / Rules and Regulations

### 8.2. Exposure controls

Appropriate engineering controls

: Provide adequate general and local exhaust ventilation. Use process enclosures, local exhaust ventilation, or other engineering controls to control airborne levels below recommended exposure limits. Use explosion-proof equipment with flammable materials. Ensure adequate ventilation, especially in confined areas.

Personal protective equipment

: Gloves. Protective goggles. Wear chemically impervious apron over labcoat and full coverage clothing. Insufficient ventilation: wear respiratory protection.



Hand protection

: Use gloves chemically resistant to this material when prolonged or repeated contact could occur. Gloves should be classified under Standard EN 374 or ASTM F1296. Suggested glove materials are: Neoprene, Nitrile/butadiene rubber, Polyethylene, Ethyl vinyl alcohol laminate, PVC or vinyl. Suitable gloves for this specific application can be recommended by the glove supplier.

Eye protection

: Wear eye protection, including chemical splash goggles and a face shield when possibility exists for eye contact due to spraying liquid or airborne particles.

Skin and body protection

: Wear long sleeves, and chemically impervious PPE/coveralls to minimize bodily exposure.

Respiratory protection

: Use NIOSH (or other equivalent national standard) -approved dust/particulate respirator. Where vapor, mist, or dust exceed PELs or other applicable OELs, use NIOSH-approved respiratory protective equipment.

## SECTION 9: Physical and chemical properties

### 9.1. Information on basic physical and chemical properties

Physical state	: Liquid
Color	: Red. Brown.
Odor	: characteristic. Solvent.
Odor Threshold	: No data available
pH	: No data available
Relative evaporation rate (butylacetate=1)	: No data available
Relative evaporation rate (ether=1)	: < 1
Melting point	: No data available
Freezing point	: No data available
Boiling point	: 97.8 °C (208 °F)
Flash point	: 16.7 °C (62.1 °F)
Auto-ignition temperature	: No data available
Decomposition temperature	: No data available
Flammability (solid, gas)	: No data available
Vapour pressure	: No data available
Relative vapour density at 20 °C	: > 1 (Air = 1)
Weight Per Gallon	: 7.87
Relative density	: No data available
Solubility	: No data available
Log Pow	: No data available
Log Kow	: No data available
Viscosity, kinematic	: No data available
Viscosity, dynamic	: No data available
Explosive properties	: No data available
Oxidising properties	: No data available
Explosive limits	: No data available

### 9.2. Other information

VOC content : 98 g/l < 5 % Volatile by Weight

## SECTION 10: Stability and reactivity

### 10.1. Reactivity

No dangerous reactions known under normal conditions of use.

### 10.2. Chemical stability

Stable under recommended handling and storage conditions (see section 7).

# AVM Adhesive 501

## Safety Data Sheet

Prepared according to Federal Register / Vol. 77, No. 58 / Monday, March 26, 2012 / Rules and Regulations

### 10.3. Possibility of hazardous reactions

None known.

### 10.4. Conditions to avoid

Static electricity. Heat. Sparks. Open flame.

### 10.5. Incompatible materials

Strong oxidizing agents.

### 10.6. Hazardous decomposition products

Carbon oxides (CO, CO<sub>2</sub>).

## SECTION 11: Toxicological information

### 11.1. Information on toxicological effects

Acute toxicity : Not classified

Toluene (108-88-3)	
LD50 oral rat	2600 mg/kg
LD50 dermal rabbit	12000 mg/kg
LC50 inhalation rat (mg/l)	12.5 mg/l/4h

tert-Butyl acetate (540-88-5)	
LC50 inhalation rat (mg/l)	> 2230 mg/m <sup>3</sup> 4 h

Skin corrosion/irritation	: Causes skin irritation.
Serious eye damage/irritation	: Causes serious eye irritation.
Respiratory or skin sensitisation	: Not classified
Germ cell mutagenicity	: Not classified
Carcinogenicity	: May cause cancer.
Reproductive toxicity	: Suspected of damaging fertility or the unborn child.
Specific target organ toxicity (single exposure)	: May cause drowsiness or dizziness.
Specific target organ toxicity (repeated exposure)	: May cause damage to organs through prolonged or repeated exposure.
Aspiration hazard	: May be fatal if swallowed and enters airways.
Symptoms/effects after inhalation	: May cause drowsiness or dizziness.
Symptoms/effects after skin contact	: Causes skin irritation.
Symptoms/effects after eye contact	: Causes serious eye irritation.
Symptoms/effects after ingestion	: May be fatal if swallowed and enters airways.
Chronic symptoms	: May cause cancer. Suspected of damaging fertility. Suspected of damaging the unborn child. May cause damage to organs through prolonged or repeated exposure.

## SECTION 12: Ecological information

### 12.1. Toxicity

No additional information available

### 12.2. Persistence and degradability

No additional information available

### 12.3. Bioaccumulative potential

No additional information available

### 12.4. Mobility in soil

No additional information available

### 12.5. Other adverse effects

No additional information available

## SECTION 13: Disposal considerations

### 13.1. Waste treatment methods

Waste treatment methods : Obtain the consent of pollution control authorities before discharging to wastewater treatment plants.

Product/Packaging disposal recommendations : Dispose in a safe manner in accordance with local/national regulations.

## SECTION 14: Transport information

In accordance with DOT

Transport document description : UN1993 Flammable liquids, n.o.s. (contains: Toluene; tert-Butyl acetate), 3, II

# AVM Adhesive 501

## Safety Data Sheet

Prepared according to Federal Register / Vol. 77, No. 58 / Monday, March 26, 2012 / Rules and Regulations

UN-No.(DOT) : 1993  
DOT NA no. : UN1993  
Proper Shipping Name (DOT) : Flammable liquids, n.o.s.  
contains: Toluene; tert-Butyl acetate  
Class (DOT) : 3 - Class 3 - Flammable and combustible liquid 49 CFR 173.120  
Hazard labels (DOT) : 3 - Flammable liquid



Packing group (DOT) : II - Medium Danger  
DOT Quantity Limitations Passenger aircraft/rail : 5 L  
(49 CFR 173.27)  
DOT Quantity Limitations Cargo aircraft only (49 : 60 L  
CFR 175.75)  
DOT Vessel Stowage Location : B - (i) The material may be stowed "on deck" or "under deck" on a cargo vessel and on a passenger vessel carrying a number of passengers limited to not more than the larger of 25 passengers, or one passenger per each 3 m of overall vessel length; and (ii) "On deck only" on passenger vessels in which the number of passengers specified in paragraph (k)(2)(i) of this section is exceeded.

### Additional information

Emergency Response Guide (ERG) Number : 128  
Other information : No supplementary information available.

### Transport by sea

No additional information available

### Air transport

No additional information available

## SECTION 15: Regulatory information

### 15.1. US Federal regulations

AVM Adhesive 501	
All chemical substances in this product are listed in the EPA (Environment Protection Agency) TSCA (Toxic Substances Control Act) Inventory or are exempt	
SARA Section 311/312 Hazard Classes	Physical hazard - Flammable (gases, aerosols, liquids, or solids) Health hazard - Skin corrosion or Irritation Health hazard - Serious eye damage or eye irritation Health hazard - Carcinogenicity Health hazard - Specific target organ toxicity (single or repeated exposure) Health hazard - Reproductive toxicity Health hazard - Aspiration hazard
Toluene (108-88-3)	
CERCLA RQ	1000 lb
Section 313	Listed on US SARA Section 313
tert-Butyl acetate (540-88-5)	
CERCLA RQ	5000 lb
Section 313	Not Listed on US SARA Section 313

### 15.2. International regulations

No additional information available.

### 15.3. US State regulations

WARNING! This product contains chemicals known to the state of California to cause cancer, birth defects, or other reproductive harm.

Toluene (108-88-3)				
U.S. - California - Proposition 65 - Carcinogens List	U.S. - California - Proposition 65 - Developmental Toxicity	U.S. - California - Proposition 65 - Reproductive Toxicity - Female	U.S. - California - Proposition 65 - Reproductive Toxicity - Male	No significant risk level (NSRL)
No	Yes	No	No	7000 µg/day

# AVM Adhesive 501

## Safety Data Sheet

Prepared according to Federal Register / Vol. 77, No. 58 / Monday, March 26, 2012 / Rules and Regulations

### **Toluene (108-88-3)**

U.S. - Massachusetts - Right To Know List  
U.S. - New Jersey - Right to Know Hazardous Substance List  
U.S. - Pennsylvania - RTK (Right to Know) - Environmental Hazard List  
U.S. - Pennsylvania - RTK (Right to Know) List

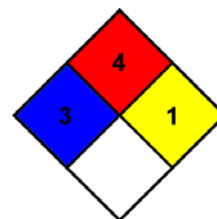
### **tert-Butyl acetate (540-88-5)**

U.S. - Massachusetts - Right To Know List  
U.S. - New Jersey - Right to Know Hazardous Substance List  
U.S. - Pennsylvania - RTK (Right to Know) - Environmental Hazard List

## **SECTION 16: Other information**

Indication of changes : Revision 1.0: New SDS Created.  
Revision date : 03/22/2018  
Other information : Author: BCS.

NFPA health hazard : 3 - Materials that, under emergency conditions, can cause serious or permanent injury.  
NFPA fire hazard : 4 - Materials that rapidly or completely vaporize at atmospheric pressure and normal ambient temperature or that are readily dispersed in air and burn readily.  
NFPA reactivity : 1 - Materials that in themselves are normally stable but can become unstable at elevated temperatures and pressures.



### **Hazard Rating**

Health : 3\*  
Flammability : 4  
Physical : 1  
Personal protection :

This information is based on our current knowledge and is intended to describe the product for the purposes of health, safety and environmental requirements only. It should not therefore be construed as guaranteeing any specific property of the product



# **MATERIAL SAFETY DATA SHEET**

## **AVM Drain Boards 2000, 2200, 6000, 6020, 9000, 9020, 9080, XL, 9900 & SWD Series**

AVM INDUSTRIES, INC.  
8245 Remmet Ave  
Canoga Park, CA 91304

Phone: (818) 888-0050  
(888) 414-1041  
Fax: (818) 888-0030

### **PRODUCT IDENTIFICATION:**

AVM INDUSTRIES, INC.                      NAME: AVM Drain Boards

#### Components:

Non-woven polypropylene fabric:      (AVM Drain Boards 2000, 2200, 6000, 6020 & SWD)

Woven monofilament fabric:              (AVM Drain Boards 9000 & 9020)

Extruded high impact polystyrene sheet and/or polyethylene

D.O.T. Proper Shipping Name:        Not a regulated material

### **HAZARDOUS INGREDIENTS:**

This product does not meet the definition given in 29 CFR Part 1910.1200 (OSHA).  
Information is furnished as a customer service.

### **OCCUPATIONAL CONTROL PROCEDURES:**

Eye Protection:                              As required by site-specific conditions. Not generally needed.

Skin Protection:                             None required.

Respiratory Protection:                  Not generally required unless needed to prevent respiratory irritation.

Ventilation:                                    Use adequate ventilation to control exposure below recommended levels.

### **EFFECTS OF OVEREXPOSURE:**

Eyes:    Dust may cause mechanical irritation.

Skin:     No known effect.

Inhalation:                                   Dust may produce mechanical irritation to the mucous membranes of the nose, throat and upper respiratory tract.

Chronic:                                        No anticipated chronic effects.

Existing health conditions affected by exposure:      No known effects.

# **MATERIAL SAFETY DATA SHEET**

## **AVM Drain Boards 2000, 2200, 6000, 6020, 9000, 9020, 9080, XL, 9900 & SWD Series**

### **EMERGENCY AND FIRST AID PROCEDURES:**

Eyes: Flush with water.  
Skin: Rinse with water.  
Inhalation: Remove from exposure.  
Ingestion: N/A.

### **FIRE PROTECTION:**

Flash Point (Method): Greater than 400 degrees (COC, ASTM D-92)  
Fire Extinguishing Media: Dry chemical, foam, carbon dioxide.  
Special Fire Fighting Procedures: For large fires in confined area use N10SH/MSHA

approved self-contained breathing apparatus: Use water fog or spray to exposed equipment and containers.

### **REACTIVITY DATA:**

Stability: Stable  
Incompatibility: None known  
Hazardous Decomposition Products: Will not occur.  
Hazardous Polymerization: Will not occur.

### **PHYSICAL DATA:**

Physical State: Solid  
Odor: Negligible  
Viscosity: N/A  
Solubility in Water: Negligible  
Boiling Point: N/A

### **SPILL, LEAK & DISPOSAL INFORMATION:**

Spill or Leak Procedures: Solid material, normal clean-up procedure.  
Waste Disposal: Insure conformity with all applicable disposal regulations. Product does not meet the definition of hazardous waste.

### **STORAGE:**

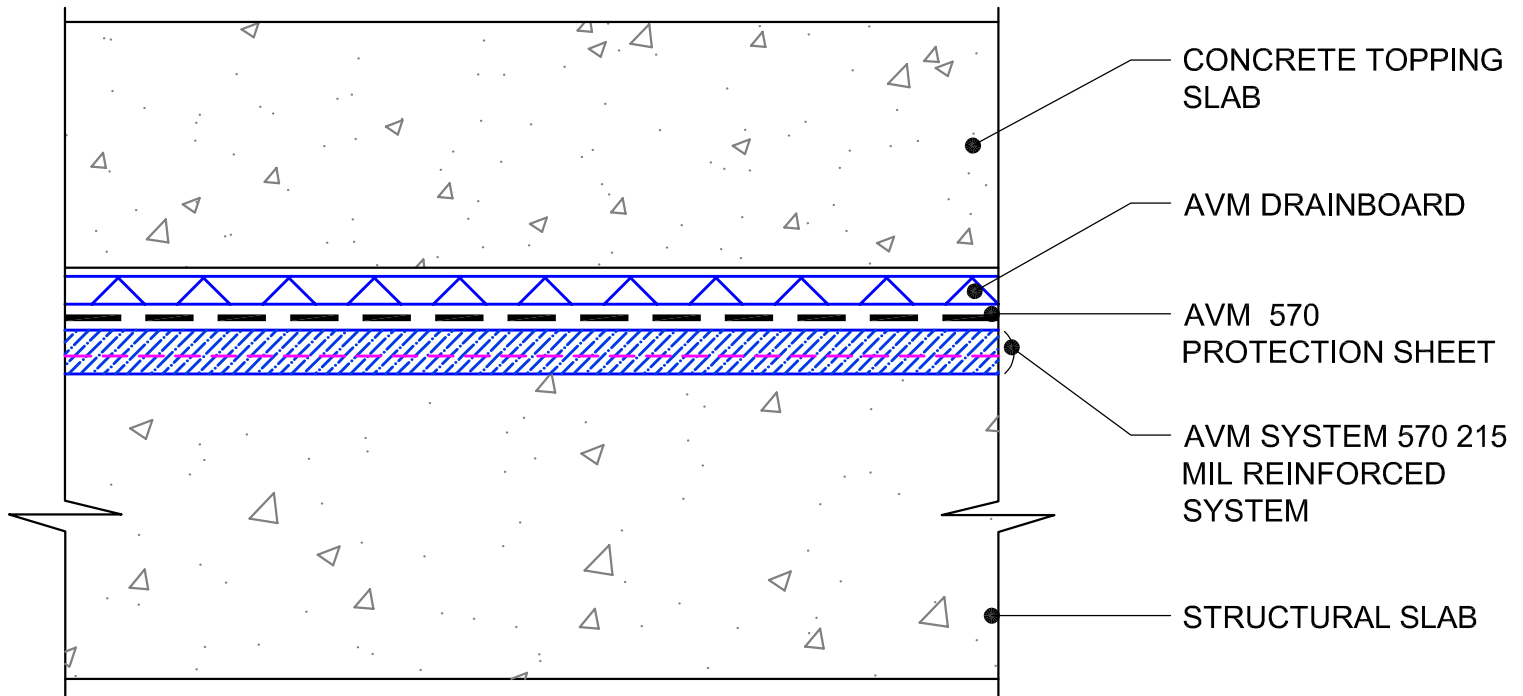
No special requirements for storage.

DETAIL #: AVM-0570-0001-C

AVM SYSTEM 570

## TYPICAL PLAZA

### Concrete Topping Slab over Structural Slab AVM Aussie Membrane 570 Hot Rubber



## USE AVM ADHESIVE 501 ON CONCRETE RECEIVING AVM SYSTEM 570

### NOTES:

1. Aussie Membrane 570 is a Hot Rubber(Hot-Applied Asphalt-Based Composition Membrane) for Between-Slabs, Planters, Roof-Gardens and similar type Waterproofing.
2. Typical membrane is 215 mils thick with fabric reinforcement. If specified differently, contact AVM for approval.
3. Contact AVM if no drain board or protection board is specified.
4. Remove/grind/repair as necessary any protrusions, sharp edges, etc that may puncture or damage the membrane.
5. Deck-to-Wall corners must be waterproofed as shown on AVM's Details.
6. Substrates must be sloped to drains and/or edges before membrane installation. (Min 1/4" per foot) Substrates must have sufficient drains and proper drainage systems to effectively evacuate excessive water.
7. If water is to drain over the edge, then edge metals MUST have sufficient weep holes (at least every 6") and must be strong enough (thick enough) to act as a concrete form.
8. Many edge details are possible. All must allow for proper water evacuation. (None should trap water) Consult AVM for details.
9. Drainage board for topping Slabs up to 4" thick for pedestrian applications: Use AVM Drain Board 6000.
10. Drainage board for topping slabs over 4" thick or for vehicular applications: Use AVM Drain Board 9000.

AVM Industries, Inc.  
8245 Remmet Ave, Canoga Park, CA 91304

Quality Waterproofing Products

888.414.1041 818.888.0050  
www.avmindustries.com

FILE NAME: 0570-0001-C-Concrete-Topping-Slab-over-Structural-Slab

Protected by Copyright - AVM Industries, Inc.

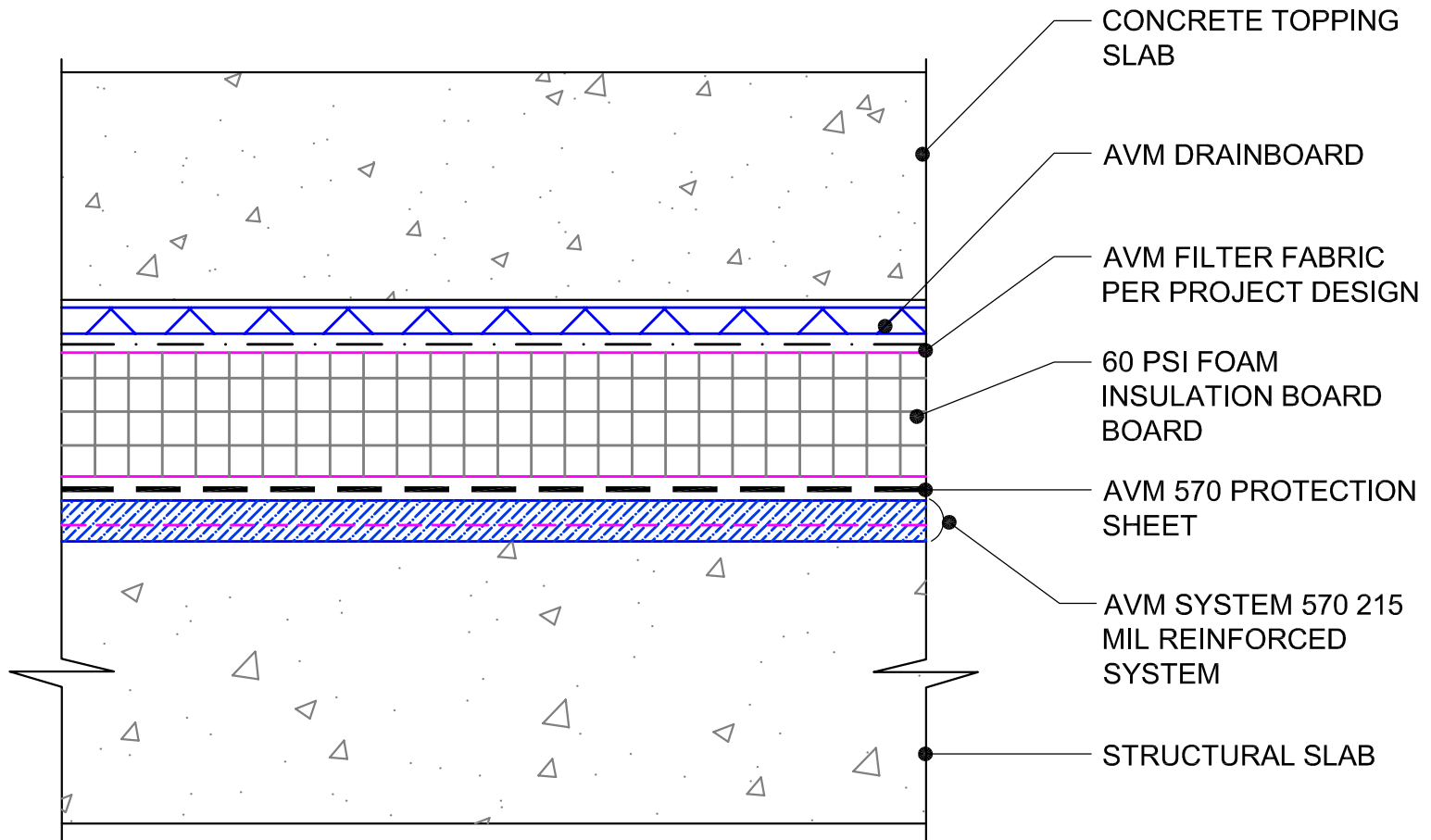
Revision Date 1/23/2019

DETAIL #: AVM-0570-0051-C

AVM SYSTEM 570

## TYPICAL PLAZA

### Insulated Concrete Topping Layer over Structural Slab AVM Aussie Membrane 570 Hot Rubber



## USE AVM ADHESIVE 501 ON CONCRETE RECEIVING AVM SYSTEM 570

### NOTES:

1. Aussie Membrane 570 is a Hot Rubber(Hot-Applied Asphalt-Based Composition Membrane) for Between-Slabs, Planters, Roof-Gardens and similar type Waterproofing.
2. Typical membrane is 215 mils thick with fabric reinforcement. If specified differently, contact AVM for approval.
3. Contact AVM if no drain board or protection board is specified.
4. Remove/grind/repair as necessary any protrusions, sharp edges, etc that may puncture or damage the membrane.
5. Deck-to-Wall corners must be waterproofed as shown on AVM's Details.
6. Substrates must be sloped to drains and/or edges before membrane installation. (Min 1/4" per foot) Substrates must have sufficient drains and proper drainage systems to effectively evacuate excessive water.
7. If water is to drain over the edge, then edge metals MUST have sufficient weep holes (at least every 6") and must be strong enough (thick enough) to act as a concrete form.
8. Many edge details are possible. All must allow for proper water evacuation. (None should trap water) Consult AVM for details.
9. Drainage board for topping Slabs up to 4" thick for pedestrian applications: Use AVM Drain Board 6000.
10. Drainage board for topping slabs over 4" thick or for vehicular applications: Use AVM Drain Board 9000.

AVM Industries, Inc.  
8245 Remmet Ave, Canoga Park, CA 91304

Quality Waterproofing Products

888.414.1041 818.888.0050  
www.avmindustries.com

FILE NAME: 0570-0051-C-Insulated-Concrete-Topping-Layer-over-Structural-Slab

Protected by Copyright - AVM Industries, Inc.

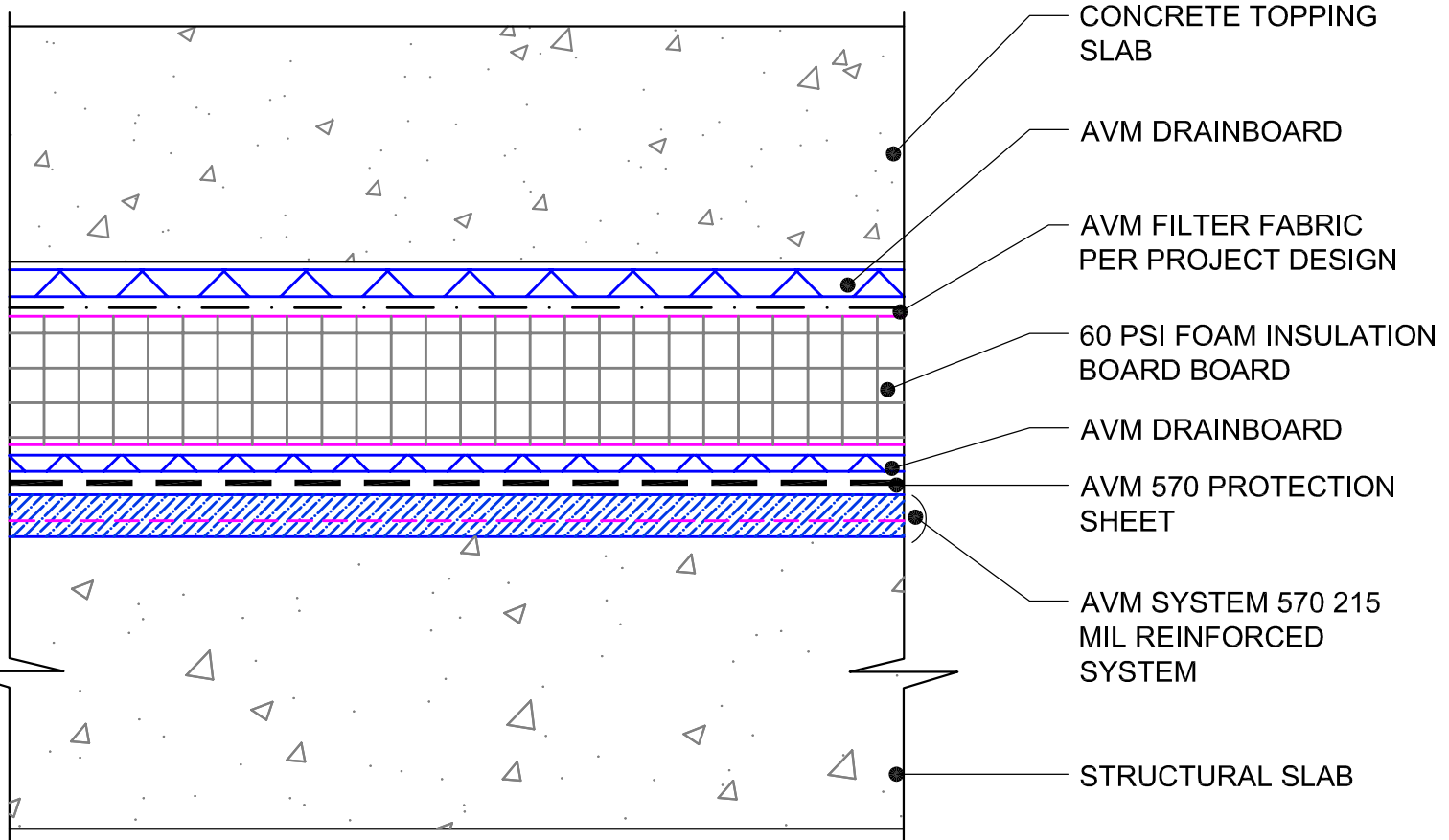
Revision Date 1/23/2019

DETAIL #: AVM-0570-0061-C

AVM SYSTEM 570

## TYPICAL PLAZA

### Insulated Concrete Topping Layer with Double Drain Board over Structural Slab AVM Aussie Membrane 570 Hot Rubber



## USE AVM ADHESIVE 501 ON CONCRETE RECEIVING AVM SYSTEM 570

### NOTES:

1. Aussie Membrane 570 is a Hot Rubber(Hot-Applied Asphalt-Based Composition Membrane) for Between-Slabs, Planters, Roof-Gardens and similar type Waterproofing.
2. Typical membrane is 215 mils thick with fabric reinforcement. If specified differently, contact AVM for approval.
3. Contact AVM if no drain board or protection board is specified.
4. Remove/grind/repair as necessary any protrusions, sharp edges, etc that may puncture or damage the membrane.
5. Deck-to-Wall corners must be waterproofed as shown on AVM's Details.
6. Substrates must be sloped to drains and/or edges before membrane installation. (Min 1/4" per foot) Substrates must have sufficient drains and proper drainage systems to effectively evacuate excessive water.
7. If water is to drain over the edge, then edge metals MUST have sufficient weep holes (at least every 6") and must be strong enough (thick enough) to act as a concrete form.
8. Many edge details are possible. All must allow for proper water evacuation. (None should trap water) Consult AVM for details.
9. Drainage board for topping Slabs up to 4" thick for pedestrian applications: Use AVM Drain Board 6000.
10. Drainage board for topping slabs over 4" thick or for vehicular applications: Use AVM Drain Board 9000.

AVM Industries, Inc.  
8245 Remmet Ave, Canoga Park, CA 91304

Quality Waterproofing Products

888.414.1041 818.888.0050  
www.avmindustries.com

FILE NAME: **0570-0061-C-Insulated-Concrete-Topping-Layer-with-Double-Drain-Board-over-Structural-Slab**

Protected by Copyright - AVM Industries, Inc.

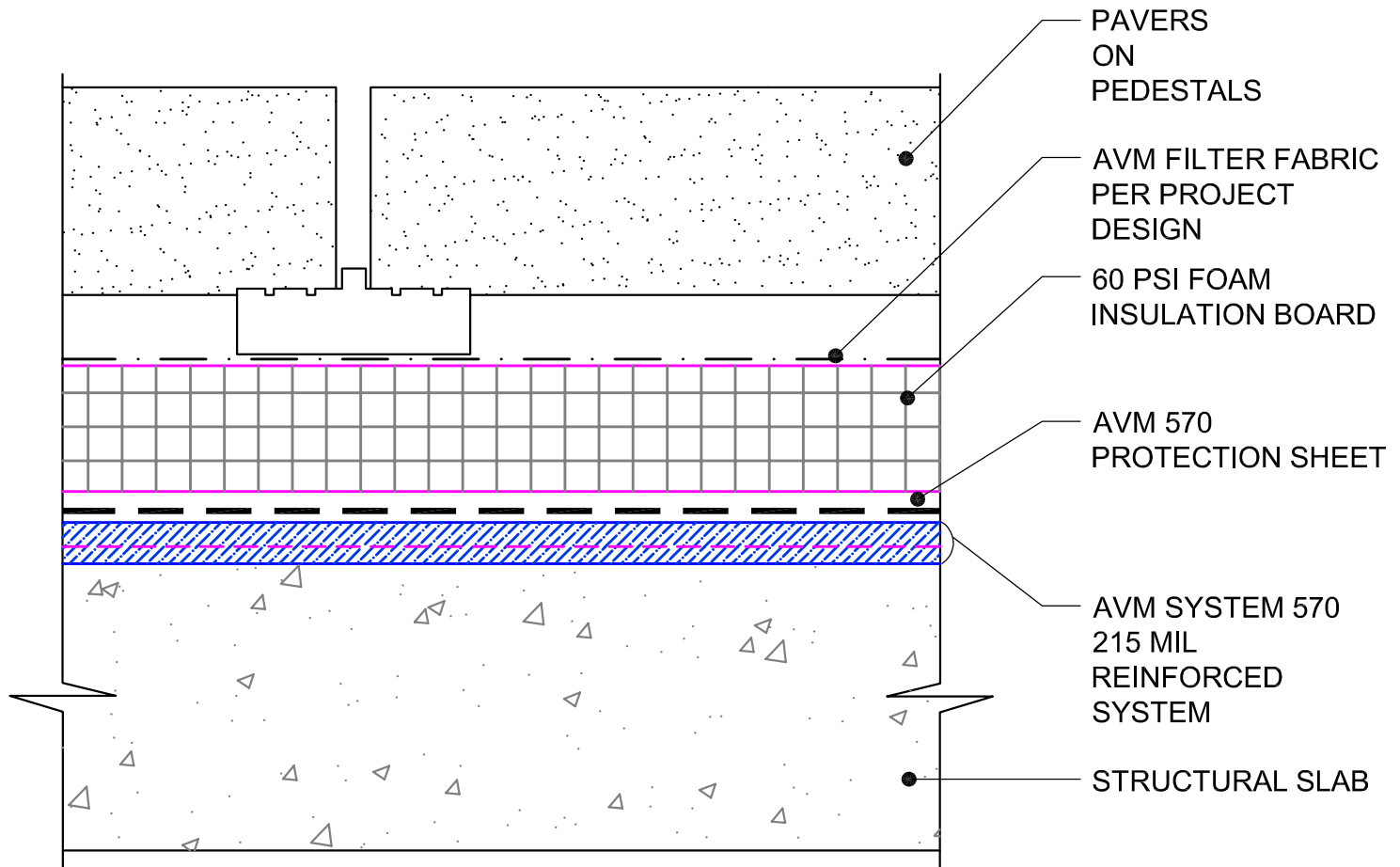
Revision Date 1/23/2019

DETAIL #: AVM-0570-0210-C

AVM SYSTEM 570

## PLAZA DECK

Pavers on Pedestals without  
Drainboard over Structural Slab  
AVM Aussie Membrane 570  
Hot Rubber



**USE AVM ADHESIVE 501 ON CONCRETE RECEIVING AVM SYSTEM 570**

### NOTES:

1. Aussie Membrane 570 is a Hot Rubber(Hot-Applied Asphalt-Based Composition Membrane) for Between-Slabs, Planters, Roof-Gardens and similar type Waterproofing.
2. Typical membrane is 215 mils thick with fabric reinforcement. If specified differently, contact AVM for approval.
3. Contact AVM if no drain board or protection board is specified.
4. Remove/grind/repair as necessary any protrusions, sharp edges, etc that may puncture or damage the membrane.
5. Deck-to-Wall corners must be waterproofed as shown on AVM's Details.
6. Substrates must be sloped to drains and/or edges before membrane installation. (Min 1/4" per foot) Substrates must have sufficient drains and proper drainage systems to effectively evacuate excessive water.
7. If water is to drain over the edge, then edge metals MUST have sufficient weep holes (at least every 6") and must be strong enough (thick enough) to act as a concrete form.
8. Many edge details are possible. All must allow for proper water evacuation. (None should trap water) Consult AVM for details.

AVM Industries, Inc.  
8245 Remmet Ave, Canoga Park, CA 91304

Quality Waterproofing Products

888.414.1041 818.888.0050  
www.avmindustries.com

FILE NAME: **0570-0210-C-Pavers-on-Pedestals-without-Drainboard-over-Structural-Slab**

Protected by Copyright - AVM Industries, Inc.

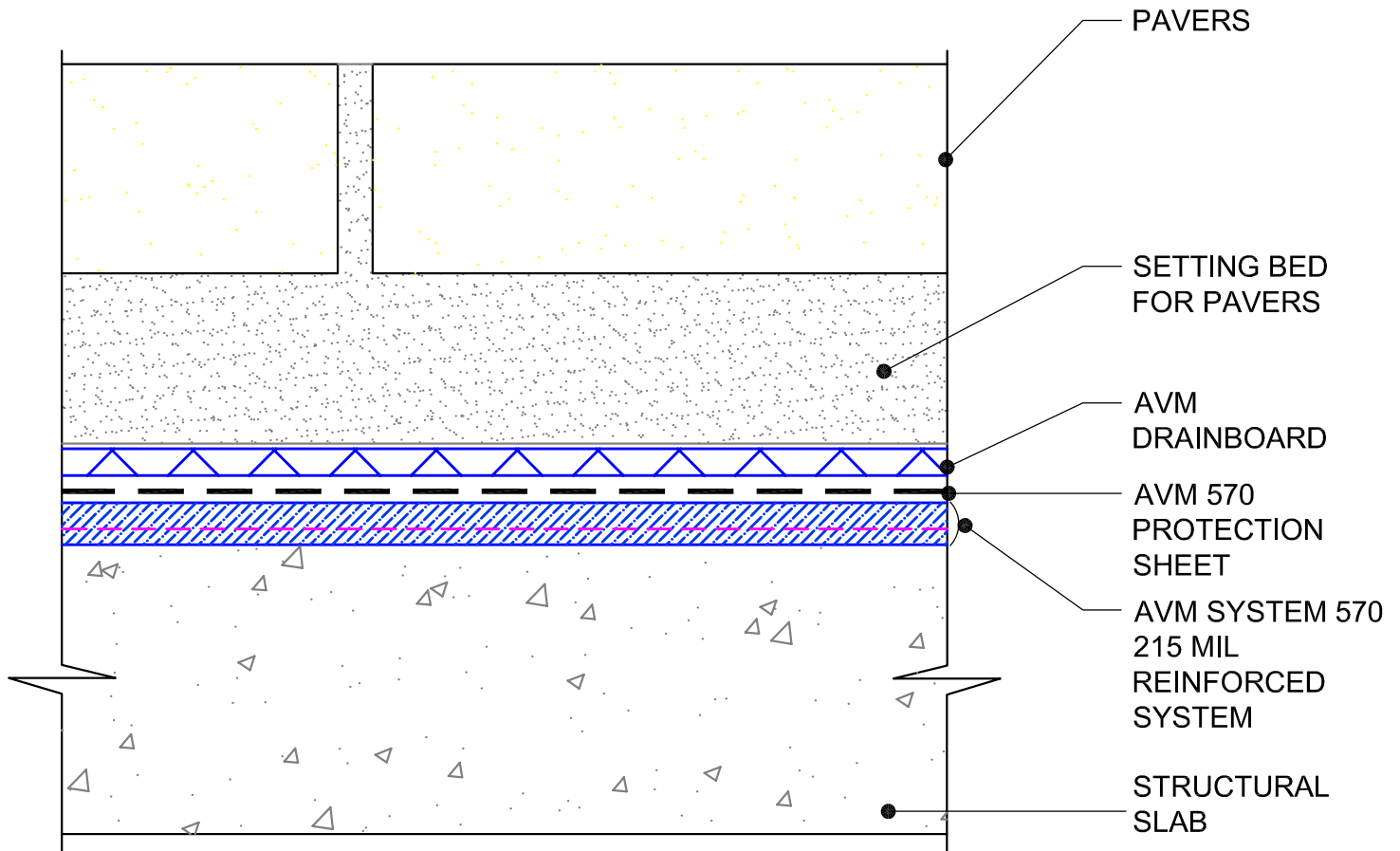
Revision Date 1/23/2019

DETAIL #: AVM-0570-0230-C

AVM SYSTEM 570

PLAZA DECK

Pavers in Setting Bed  
over Structural Slab  
AVM Aussie Membrane 570  
Hot Rubber



**USE AVM ADHESIVE 501 ON CONCRETE RECEIVING AVM SYSTEM 570**

**NOTES:**

1. Aussie Membrane 570 is a Hot Rubber(Hot-Applied Asphalt-Based Composition Membrane) for Between-Slabs, Planters, Roof-Gardens and similar type Waterproofing.
2. Typical membrane is 215 mils thick with fabric reinforcement. If specified differently, contact AVM for approval.
3. Contact AVM if no drain board or protection board is specified.
4. Remove/grind/repair as necessary any protrusions, sharp edges, etc that may puncture or damage the membrane.
5. Deck-to-Wall corners must be waterproofed as shown on AVM's Details.
6. Substrates must be sloped to drains and/or edges before membrane installation. (Min 1/4" per foot) Substrates must have sufficient drains and proper drainage systems to effectively evacuate excessive water.
7. If water is to drain over the edge, then edge metals MUST have sufficient weep holes (at least every 6") and must be strong enough (thick enough) to act as a concrete form.
8. Many edge details are possible. All must allow for proper water evacuation. (None should trap water) Consult AVM for details.
9. Drainage board for topping Slabs up to 4" thick for pedestrian applications: Use AVM Drain Board 6000.
10. Drainage board for topping slabs over 4" thick or for vehicular applications:Use AVM Drain Board 9000.

AVM Industries, Inc.  
8245 Remmet Ave, Canoga Park, CA 91304

Quality Waterproofing Products

888.414.1041 818.888.0050  
www.avmindustries.com

**FILE NAME: 0570-0230-C-Pavers-in-Setting-Bed-over-Structural-Slab**

Protected by Copyright - AVM Industries, Inc.

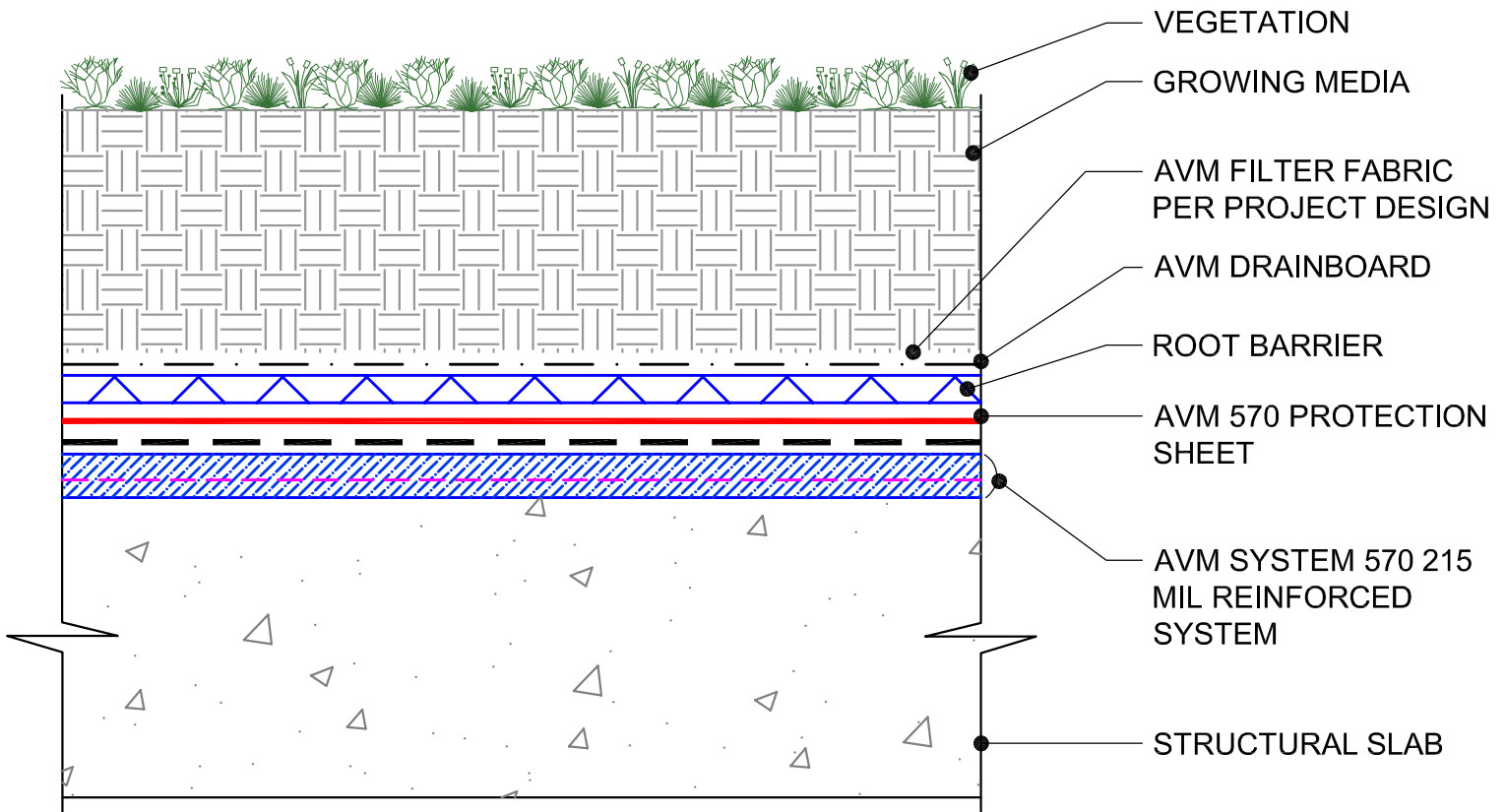
Revision Date 1/23/2019

DETAIL #: AVM-0570-0401-C

AVM SYSTEM 570

## TYPICAL PLAZA

### Landscaped Assembly over Structural Slab AVM Aussie Membrane 570 Hot Rubber



## USE AVM ADHESIVE 501 ON CONCRETE RECEIVING AVM SYSTEM 570

### NOTES:

1. Aussie Membrane 570 is a Hot Rubber(Hot-Applied Asphalt-Based Composition Membrane) for Between-Slabs, Planters, Roof-Gardens and similar type Waterproofing.
2. Typical membrane is 215 mils thick with fabric reinforcement. If specified differently, contact AVM for approval.
3. Contact AVM if no drain board or protection board is specified.
4. Remove/grind/repair as necessary any protrusions, sharp edges, etc that may puncture or damage the membrane.
5. Deck-to-Wall corners must be waterproofed as shown on AVM's Details.
6. Substrates must be sloped to drains and/or edges before membrane installation. (Min 1/4" per foot) Substrates must have sufficient drains and proper drainage systems to effectively evacuate excessive water.

AVM Industries, Inc.  
8245 Remmet Ave, Canoga Park, CA 91304

Quality Waterproofing Products

888.414.1041 818.888.0050  
www.avmindustries.com

FILE NAME: 0570-0401-C-Landscaped-Assembly-over-Structural-Slab

Protected by Copyright - AVM Industries, Inc.

Revision Date 1/23/2019

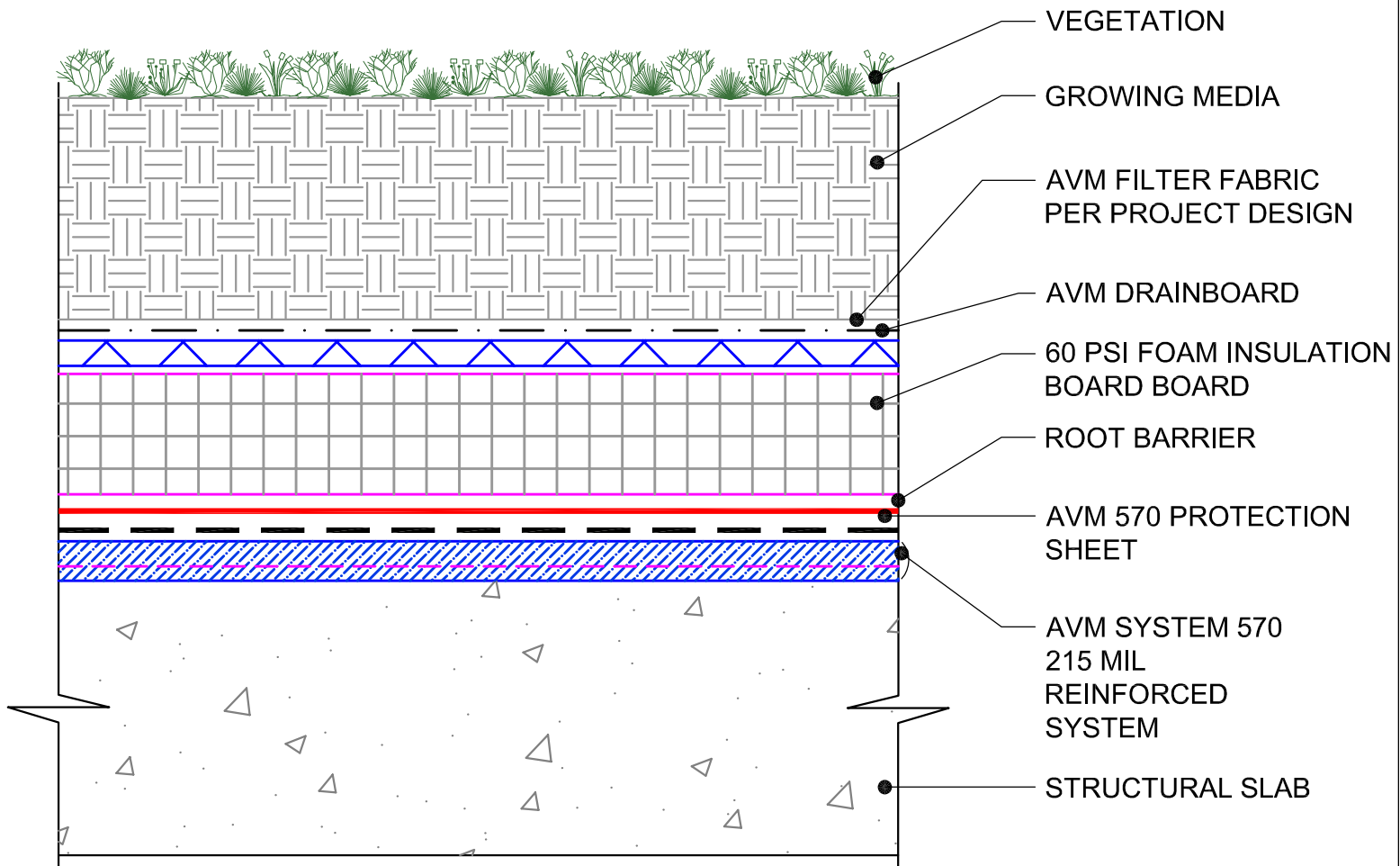


DETAIL #: AVM-0570-0451-C

AVM SYSTEM 570

## TYPICAL PLAZA

### Insulated Landscaped Assembly over Structural Slab AVM Aussie Membrane 570 Hot Rubber



**USE AVM ADHESIVE 501 ON CONCRETE RECEIVING AVM SYSTEM 570**

#### NOTES:

1. Aussie Membrane 570 is a Hot Rubber(Hot-Applied Asphalt-Based Composition Membrane) for Between-Slabs, Planters, Roof-Gardens and similar type Waterproofing.
2. Typical membrane is 215 mils thick with fabric reinforcement. If specified differently, contact AVM for approval.
3. Contact AVM if no drain board or protection board is specified.
4. Remove/grind/repair as necessary any protrusions, sharp edges, etc that may puncture or damage the membrane.
5. Deck-to-Wall corners must be waterproofed as shown on AVM's Details.
6. Substrates must be sloped to drains and/or edges before membrane installation. (Min 1/4" per foot) Substrates must have sufficient drains and proper drainage systems to effectively evacuate excessive water.

AVM Industries, Inc.  
8245 Remmet Ave, Canoga Park, CA 91304

Quality Waterproofing Products

888.414.1041 818.888.0050  
www.avmindustries.com

FILE NAME: **0570-0451-C-Insulated-Landscaped-Assembly-over-Structural-Slab**

Protected by Copyright - AVM Industries, Inc.

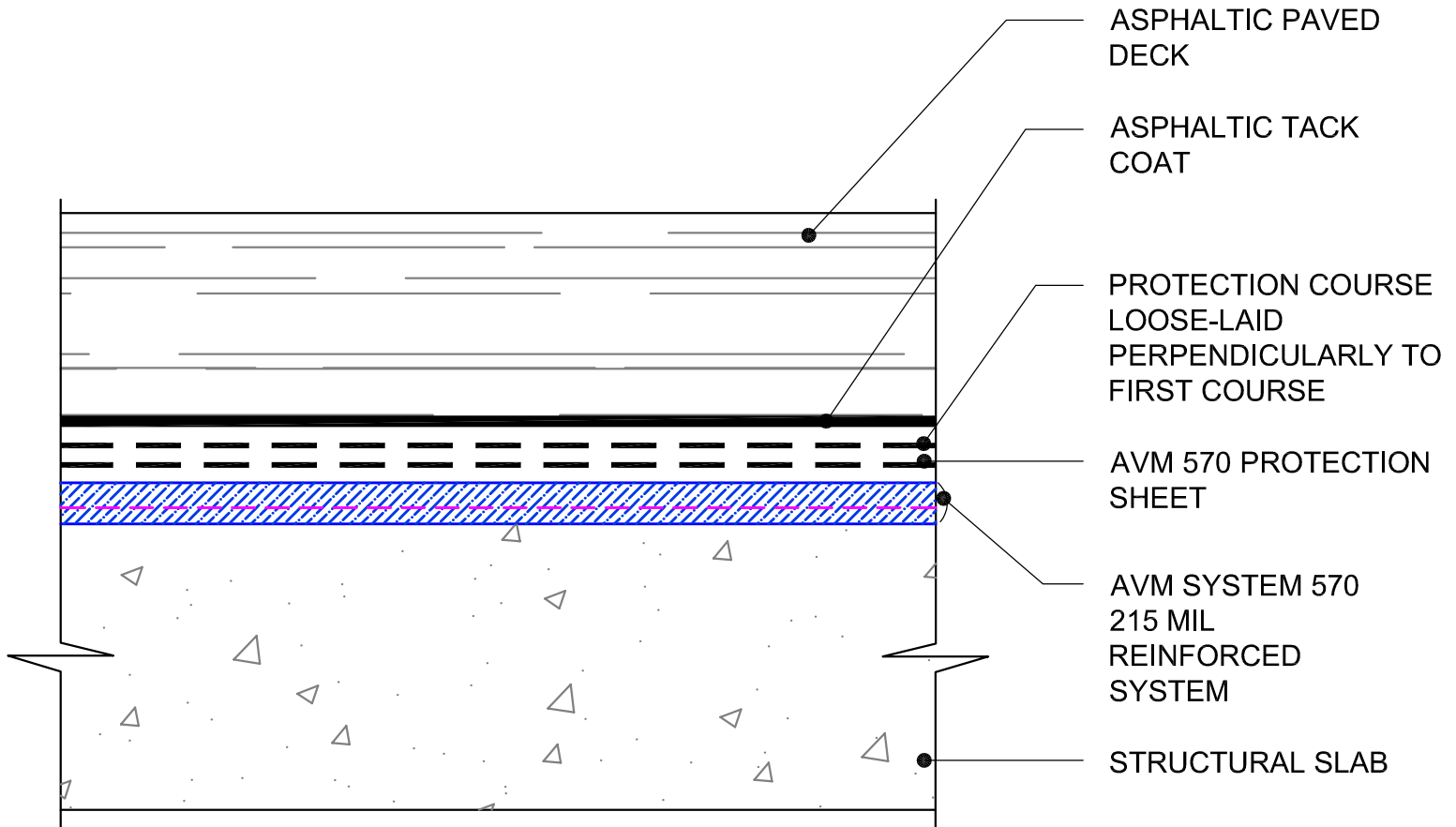
Revision Date 1/23/2019

DETAIL #: AVM-0570-0601-C

AVM SYSTEM 570

## TYPICAL PLAZA

Asphalt Paved Deck  
over Structural Slab  
AVM Aussie Membrane 570  
Hot Rubber



**USE AVM ADHESIVE 501 ON CONCRETE RECEIVING AVM SYSTEM 570**

### NOTES:

1. Aussie Membrane 570 is a Hot Rubber(Hot-Applied Asphalt-Based Composition Membrane) for Between-Slabs, Planters, Roof-Gardens and similar type Waterproofing.
2. Typical membrane is 215 mils thick with fabric reinforcement. If specified differently, contact AVM for approval.
3. Contact AVM if no drain board or protection board is specified.
4. Remove/grind/repair as necessary any protrusions, sharp edges, etc that may puncture or damage the membrane.
5. Deck-to-Wall corners must be waterproofed as shown on AVM's Details.
6. Substrates must be sloped to drains and/or edges before membrane installation. (Min 1/4" per foot) Substrates must have sufficient drains and proper drainage systems to effectively evacuate excessive water.

AVM Industries, Inc.  
8245 Remmet Ave, Canoga Park, CA 91304

Quality Waterproofing Products

888.414.1041 818.888.0050  
www.avmindustries.com

FILE NAME: **0570-0601-C-Asphalt-Paved-Deck-over-Structural-Slab**

Protected by Copyright - AVM Industries, Inc.

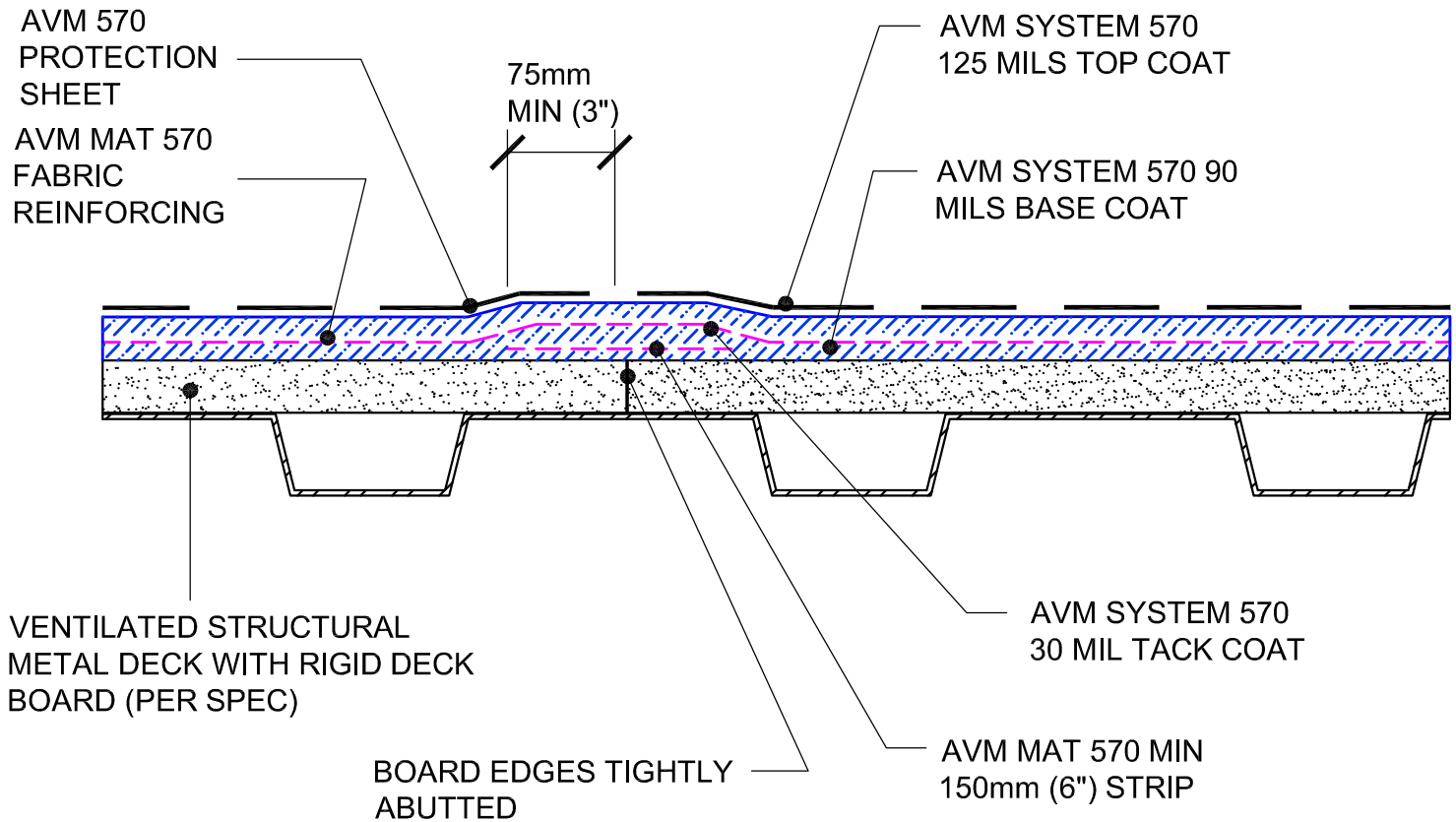
Revision Date 1/23/2019

DETAIL #: AVM-0570-2001-M

AVM SYSTEM 570

## METAL DECK

### Reinforced Hot Rubber over Metal Deck with Deck Board Neoprene Flashing at Joint Detail AVM Aussie Membrane 570 Hot Rubber



#### NOTES:

1. Aussie Membrane 570 is a Hot Rubber(Hot-Applied Asphalt-Based Composition Membrane) for Between-Slabs, Planters, Roof-Gardens and similar type Waterproofing.
2. Typical membrane is 215 mils thick with fabric reinforcement. If specified differently, contact AVM for approval.
3. Contact AVM if no drain board or protection board is specified.
4. Remove/grind/repair as necessary any protrusions, sharp edges, etc that may puncture or damage the membrane.
5. Deck-to-Wall corners must be waterproofed as shown on AVM's Details.
6. Substrates must be sloped to drains and/or edges before membrane installation. (Min 1/4" per foot) Substrates must have sufficient drains and proper drainage systems to effectively evacuate excessive water.
7. Drainage board for topping Slabs up to 4" thick for pedestrian applications: Use AVM Drain Board 6000.
8. Drainage board for topping slabs over 4" thick or for vehicular applications:Use AVM Drain Board 9000.
9. Structural metal decks must be ventilated.

AVM Industries, Inc.  
8245 Remmet Ave, Canoga Park, CA 91304

Quality Waterproofing Products

888.414.1041 818.888.0050  
www.avmindustries.com

FILE NAME: **0570-2001-M-Reinforced-Hot-Rubber-over-Metal-Deck-With-Deck-Board-Neoprene-Flashing-at-Joint-Detail**

Protected by Copyright - AVM Industries, Inc.

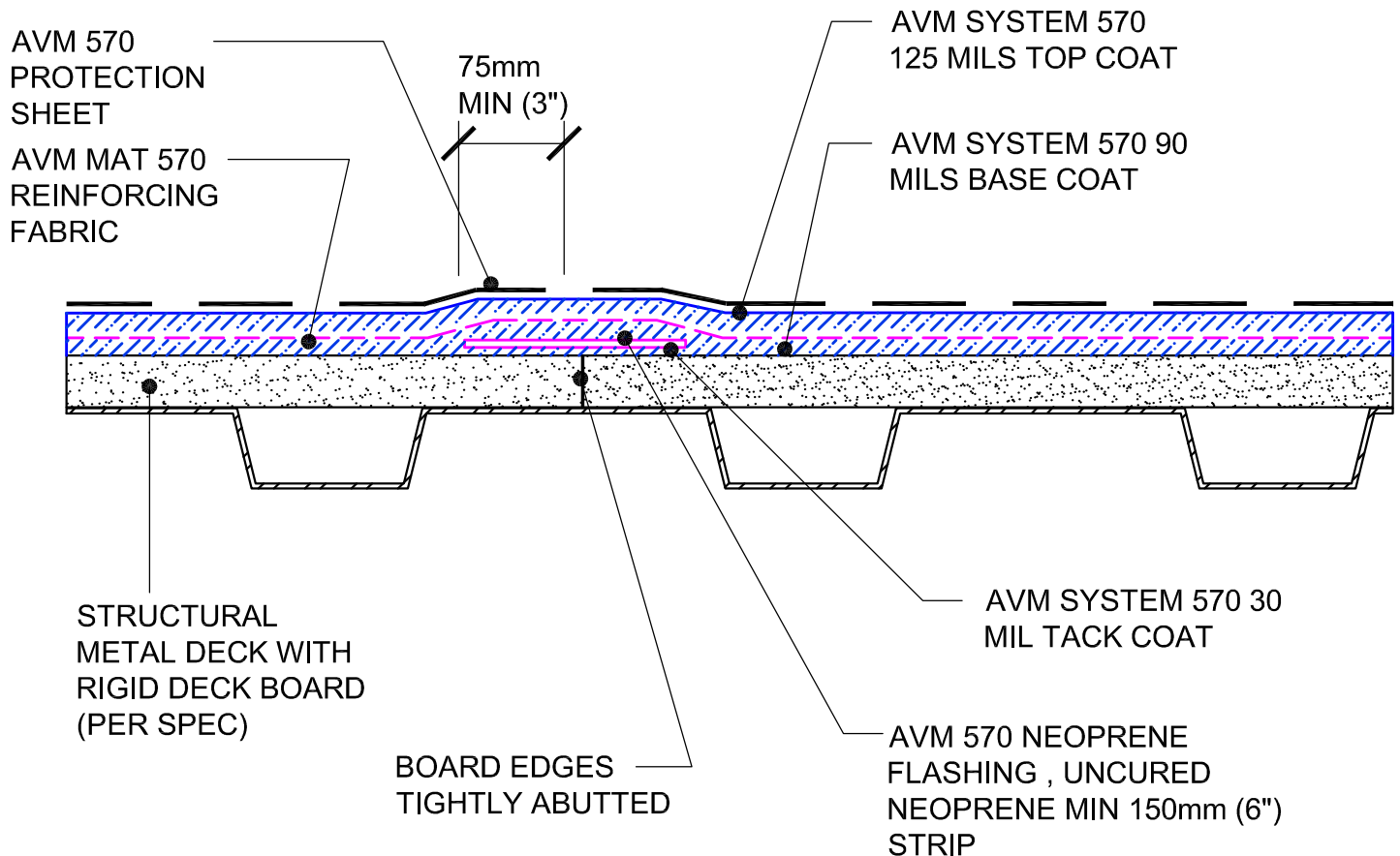
Revision Date 1/23/2019

DETAIL #: AVM-0570-2021-M

AVM SYSTEM 570

## METAL DECK

### Reinforced Hot Rubber at Cold Joints AVM Aussie Membrane 570 Hot Rubber



#### NOTES:

1. Aussie Membrane 570 is a Hot Rubber(Hot-Applied Asphalt-Based Composition Membrane) for Between-Slabs, Planters, Roof-Gardens and similar type Waterproofing.
2. Typical membrane is 215 mils thick with fabric reinforcement. If specified differently, contact AVM for approval.
3. Contact AVM if no drain board or protection board is specified.
4. Remove/grind/repair as necessary any protrusions, sharp edges, etc that may puncture or damage the membrane.
5. Deck-to-Wall corners must be waterproofed as shown on AVM's Details.
6. Substrates must be sloped to drains and/or edges before membrane installation. (Min 1/4" per foot) Substrates must have sufficient drains and proper drainage systems to effectively evacuate excessive water.
7. Drainage board for topping Slabs up to 4" thick for pedestrian applications: Use AVM Drain Board 6000.
8. Drainage board for topping slabs over 4" thick or for vehicular applications: Use AVM Drain Board 9000.
9. Structural metal decks must be ventilated.

AVM Industries, Inc.  
8245 Remmet Ave, Canoga Park, CA 91304

Quality Waterproofing Products

888.414.1041 818.888.0050  
www.avmindustries.com

FILE NAME: 0570-2021-M-Reinforced-Hot-Rubber-at-Cold-Joints

Protected by Copyright - AVM Industries, Inc.

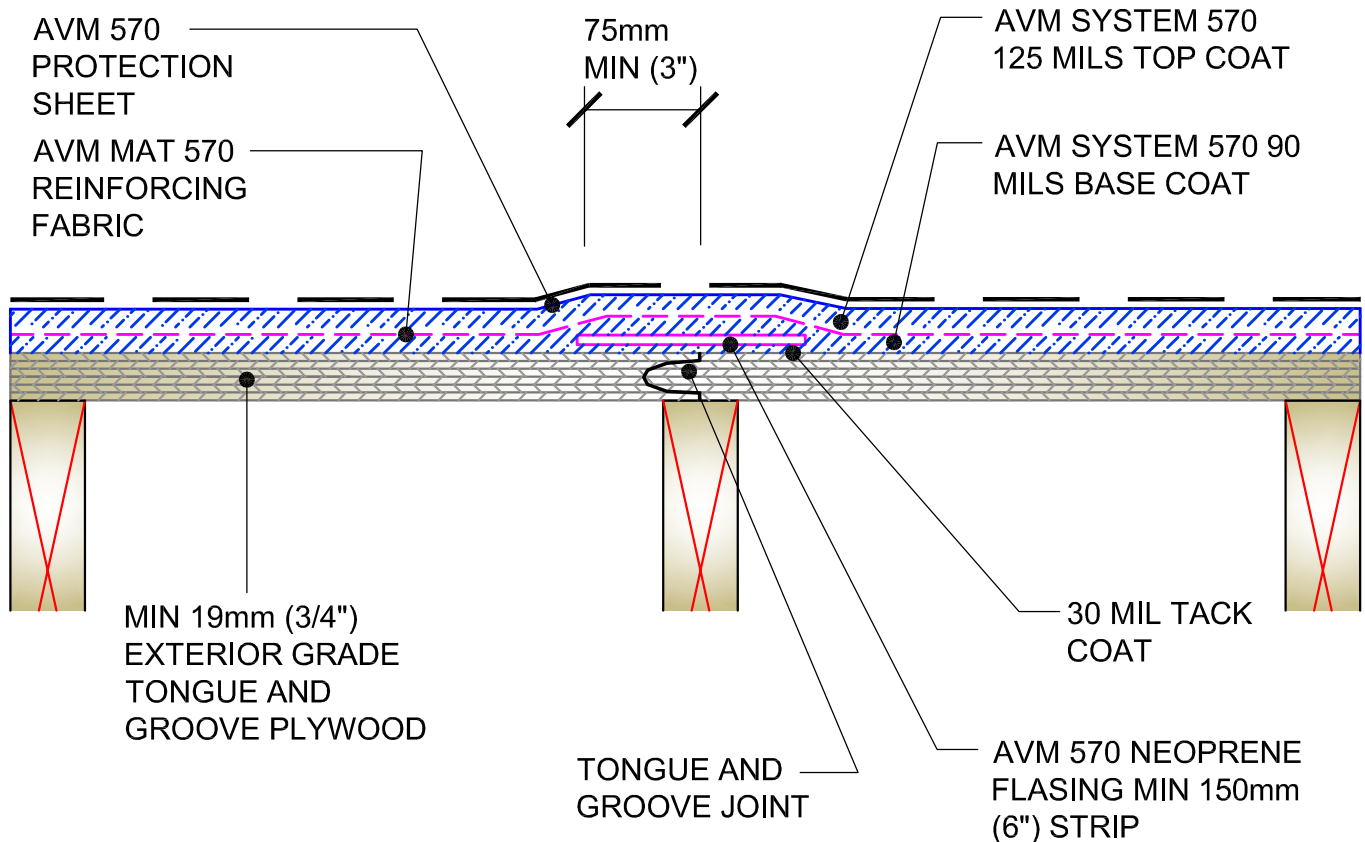
Revision Date 1/23/2019

DETAIL #: AVM-0570-2501-W

AVM SYSTEM 570

## PLYWOOD DECK

### Reinforced Hot Rubber over Tongue and Groove Plywood Neoprene Flushing at Joint Details AVM Aussie Membrane 570 Hot Rubber



#### NOTES:

1. Aussie Membrane 570 is a Hot Rubber(Hot-Applied Asphalt-Based Composition Membrane) for Between-Slabs, Planters, Roof-Gardens and similar type Waterproofing.
2. Typical membrane is 215 mils thick with fabric reinforcement. If specified differently, contact AVM for approval.
3. Contact AVM if no drain board or protection board is specified.
4. Remove/grind/repair as necessary any protrusions, sharp edges, etc that may puncture or damage the membrane.
5. Deck-to-Wall corners must be waterproofed as shown on AVM's Details.
6. Substrates must be sloped to drains and/or edges before membrane installation. (Min 1/4" per foot) Substrates must have sufficient drains and proper drainage systems to effectively evacuate excessive water.
7. If water is to drain over the edge, then edge metals MUST have sufficient weep holes (at least every 6") and must be strong enough (thick enough) to act as a concrete form.
8. Many edge details are possible. All must allow for proper water evacuation. (None should trap water) Consult AVM for details.
9. Make sure all nails are flush with the plywood surface or slightly sunken in below it. (Nails protruding above the plywood surface may puncture the membrane)
10. Reinforce the Aussie Membrane 570 at all plywood joints, cracks, metal transitions, penetrations, drains, etc.

AVM Industries, Inc.  
8245 Remmet Ave, Canoga Park, CA 91304

Quality Waterproofing Products

888.414.1041 818.888.0050  
www.avmindustries.com

FILE NAME: **0570-2501-W-Reinforced-Hot-Rubber-over-Tongue-and-Groove-Plywood-Neoprene-Flushing-at-Joint-Details**

Protected by Copyright - AVM Industries, Inc.

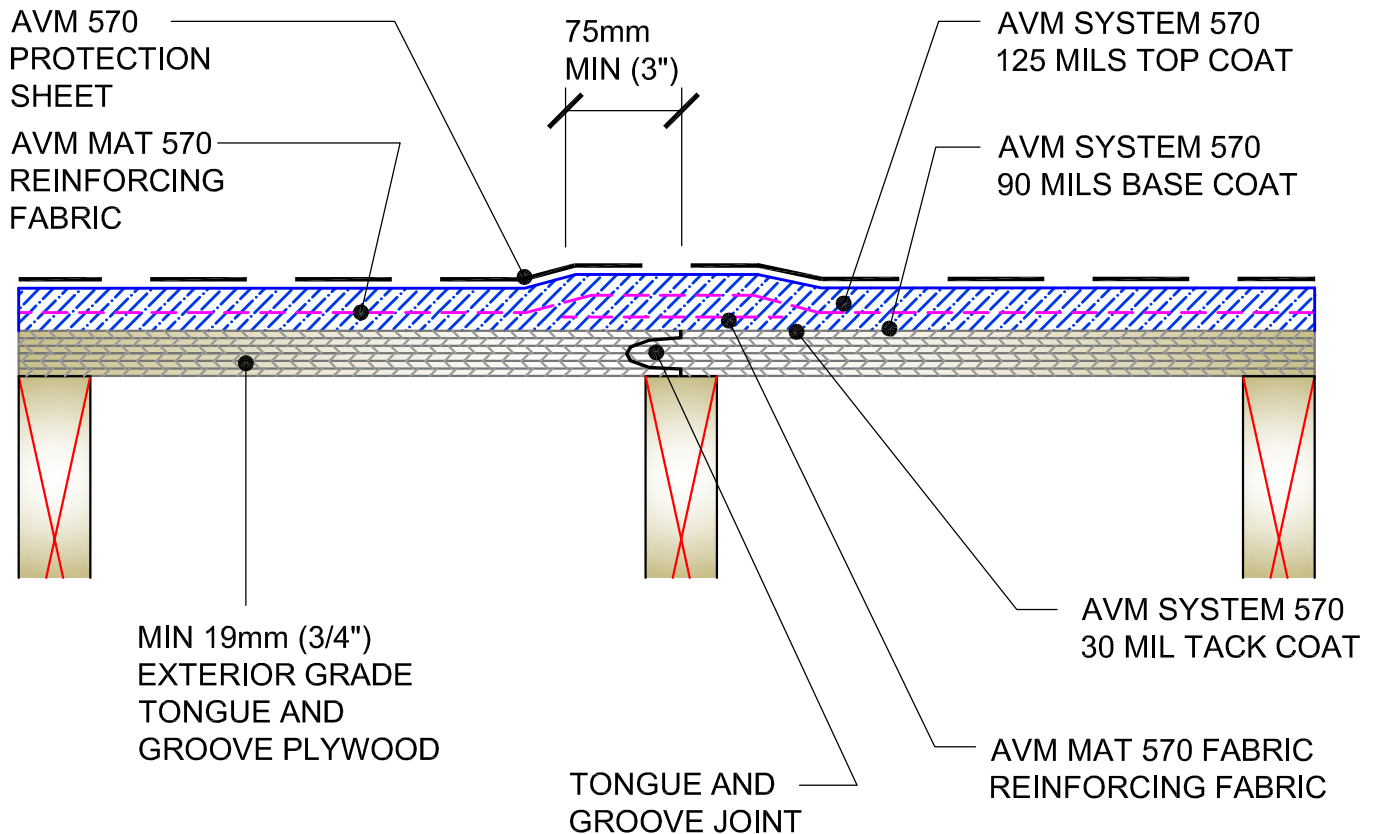
Revision Date 1/23/2019

DETAIL #: AVM-0570-2521-W

AVM SYSTEM 570

## PLYWOOD DECK

### Reinforced Hot Rubber over Tongue and Groove Plywood Fabric Reinforcement at Joint Detail AVM Aussie Membrane 570 Hot Rubber



#### NOTES:

1. Aussie Membrane 570 is a Hot Rubber(Hot-Applied Asphalt-Based Composition Membrane) for Between-Slabs, Planters, Roof-Gardens and similar type Waterproofing.
2. Typical membrane is 215 mils thick with fabric reinforcement. If specified differently, contact AVM for approval.
3. Contact AVM if no drain board or protection board is specified.
4. Remove/grind/repair as necessary any protrusions, sharp edges, etc that may puncture or damage the membrane.
5. Deck-to-Wall corners must be waterproofed as shown on AVM's Details.
6. Substrates must be sloped to drains and/or edges before membrane installation. (Min 1/4" per foot) Substrates must have sufficient drains and proper drainage systems to effectively evacuate excessive water.
7. If water is to drain over the edge, then edge metals MUST have sufficient weep holes (at least every 6") and must be strong enough (thick enough) to act as a concrete form.
8. Many edge details are possible. All must allow for proper water evacuation. (None should trap water) Consult AVM for details.
9. Make sure all nails are flush with the plywood surface or slightly sunken in below it. (Nails protruding above the plywood surface may puncture the membrane)
10. Reinforce the Aussie Membrane 570 at all plywood joints, cracks, metal transitions, penetrations, drains, etc.

AVM Industries, Inc.  
8245 Remmet Ave, Canoga Park, CA 91304

Quality Waterproofing Products

888.414.1041 818.888.0050  
www.avmindustries.com

FILE NAME: **0570-2521-W/Reinforced-Hot-Rubber-over-Tongue-and-Groove-Plywood-Fabric-Reinforcement-at-Joint-Detail**

Protected by Copyright - AVM Industries, Inc.

Revision Date 1/23/2019

DETAIL #: AVM-0570-4001

AVM SYSTEM 570

PLAZA DECK

Deck to Wall Inside Corner Detail  
AVM Aussie Membrane 570  
Hot Rubber



AVM SYSTEM  
570 30 MIL  
TACK COAT

WALL

AVM 570  
NEOPRENE  
FLASHING

PLAZA DECK

**STEP 1**

APPLY TACK COAT  
AND INSTALL FIRST  
LAYER OF FLASHING  
AS SHOWN

AVM 570  
NEOPRENE  
FLASHING

WALL

WALL

SETTING BED  
FOR PAVERS

AVM SYSTEM  
570 30 MIL  
TACK COAT

PLAZA DECK

**STEP 2**

APPLY ANOTHER TACK  
COAT AND INSTALL  
SECOND LAYER OF  
FLASHING AS SHOWN

PLAZA DECK

**STEP 3**

COMPLETELY COAT NEOPRENE FLASHING WITH AVM SYSTEM 570  
IMMEDIATELY AFTER INSTALLATION

AVM Industries, Inc.  
8245 Remmet Ave, Canoga Park, CA 91304

Quality Waterproofing Products

888.414.1041 818.888.0050  
www.avmindustries.com

FILE NAME: 0570-4001-Deck-to-Wall-Inside-Corner-Detail

Protected by Copyright - AVM Industries, Inc.

Revision Date 1/23/2019



DETAIL #: AVM-0570-4011

AVM SYSTEM 570

PLAZA DECK

Deck to Wall Outside Corner Detail  
AVM Aussie Membrane 570  
Hot Rubber



AVM SYSTEM 570 30 ML  
TACK COAT

WALL

PLAZA DECK

AVM 570  
NEOPRENE  
FLASHING

WALL

AVM 570 NEOPRENE  
FLASHING

STEP 1

APPLY ADHESIVE AND  
INSTALL FIRST LAYER OF  
FLASHING AS SHOWN

AVM SYSTEM  
570 30 ML TACK  
COAT

WALL

PLAZA DECK

STEP 2

APPLY ANOTHER TACK  
COAT AND INSTALL  
SECOND LAYER OF  
FLASHING AS SHOWN

STEP 3

COMPLETELY COAT NEOPRENE FLASHING WITH AVM SYSTEM  
570 90 MIL BASE COAT IMMEDIATELY AFTER INSTALLATION

AVM Industries, Inc.  
8245 Remmet Ave, Canoga Park, CA 91304

Quality Waterproofing Products

888.414.1041 818.888.0050  
www.avmindustries.com

FILE NAME: **0570-4011-Deck-to-Wall-Outside-Corner-Detail**  
Protected by Copyright - AVM Industries, Inc.

Revision Date 1/23/2019

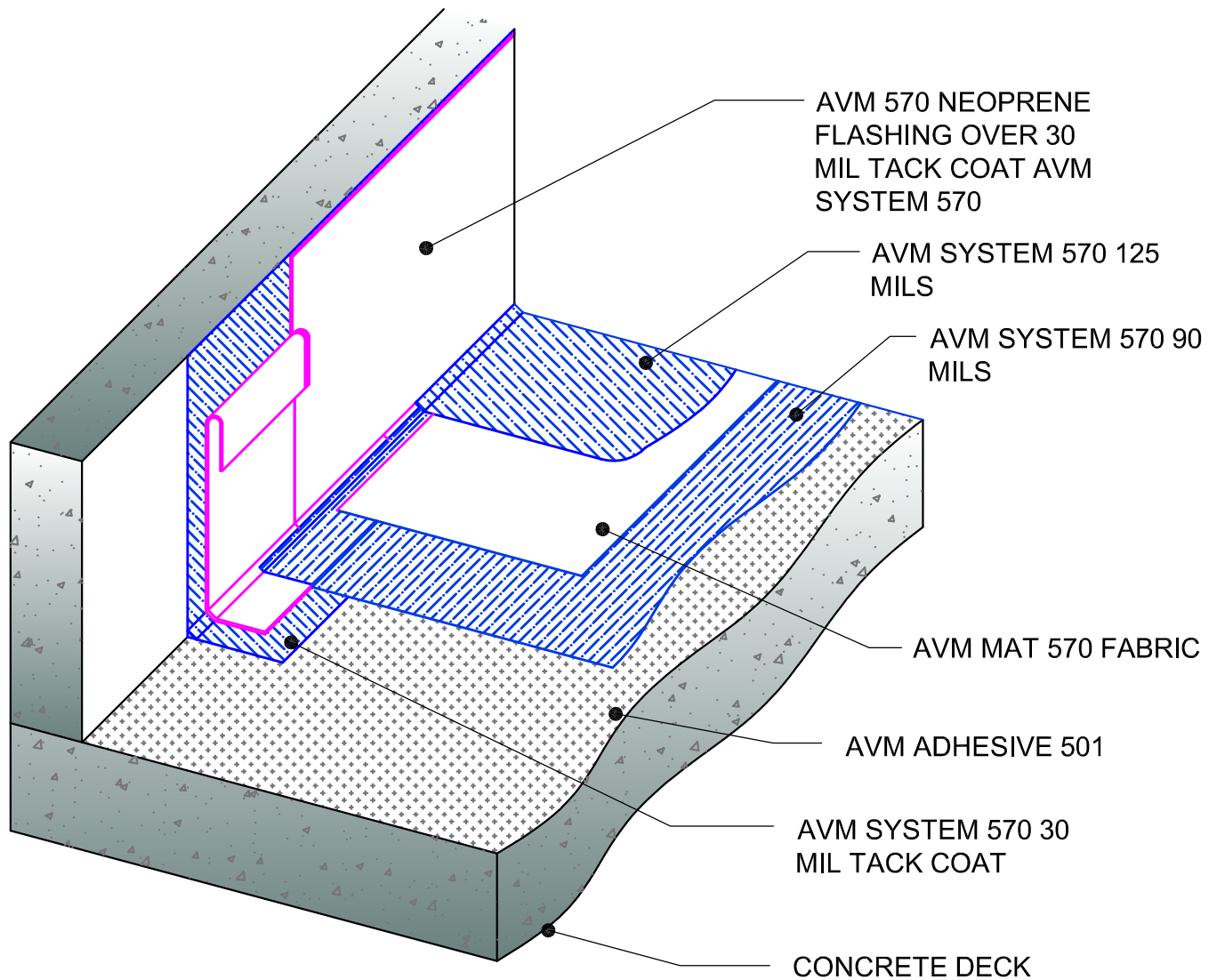


DETAIL #: AVM-0570-4051

AVM SYSTEM 570

## CONCRETE DECK

Fabric Reinforced System and  
Neoprene flashing Details  
AVM Aussie Membrane 570  
Hot Rubber

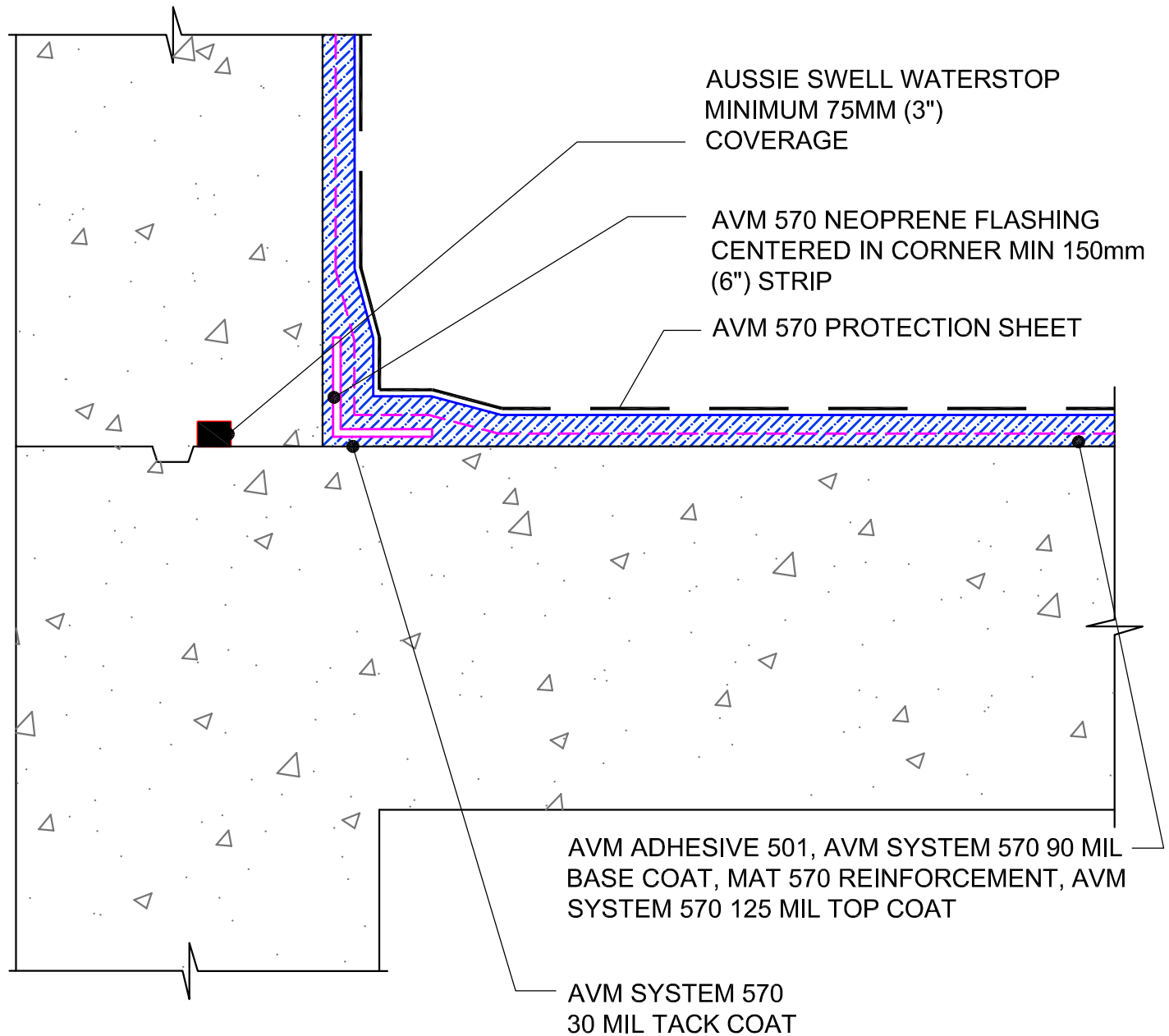


DETAIL #: AVM-0570-4201

AVM SYSTEM 570

CONCRETE DECK

Reinforced Hot Rubber  
at Cold Joints  
AVM Membrane 570  
Hot Rubber



DETAIL #: AVM-0570-4220

AVM SYSTEM 570

## CONCRETE DECK

### Treatment of Construction Joints AVM Aussie Membrane 570 Hot Rubber



AVM SYSTEM 570  
125 MIL TOP LAYER

AVM SYSTEM 570  
90 MIL BASE COAT

CONCRETE DECK

AVM 570 PROTECTION  
SHEET

AVM MAT 570  
REINFORCING FABRIC

MAT 570 FABRIC

AVM SYSTEM 570  
30 MIL TACK COAT

AVM SYSTEM 570  
125 MIL TOP LAYER

AVM SYSTEM 570  
90 MIL BASE COAT

CONCRETE DECK

AVM 570 PROTECTION SHEET

AVM MAT 570 FABRIC

AVM 570 NEOPRENE FLASHING

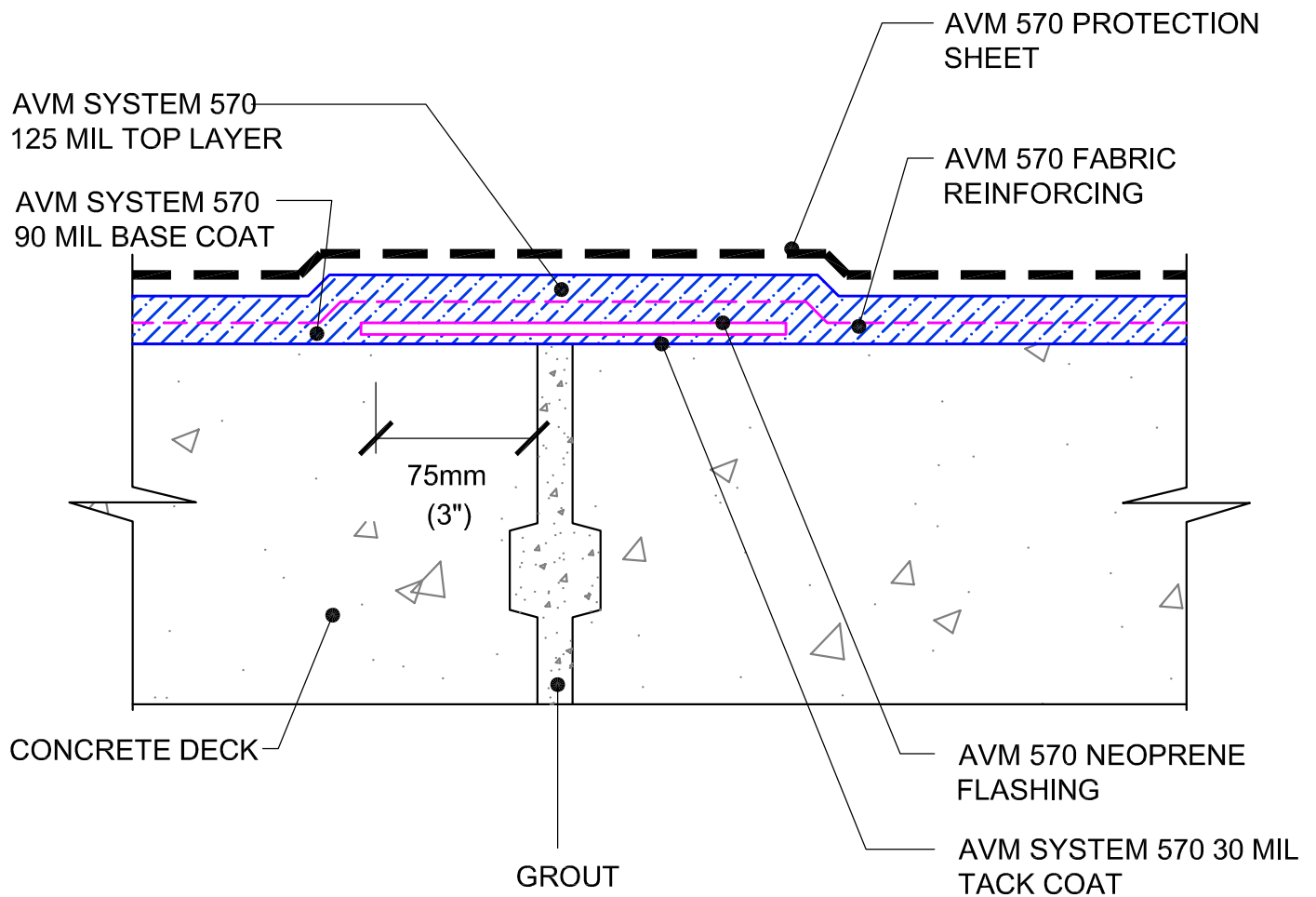
AVM SYSTEM 570  
30 MIL TACK COAT

DETAIL #: AVM-0570-4230

AVM SYSTEM 570

## CONCRETE DECK

### Precast Joint Treatment AVM Aussie Membrane 570 Hot Rubber

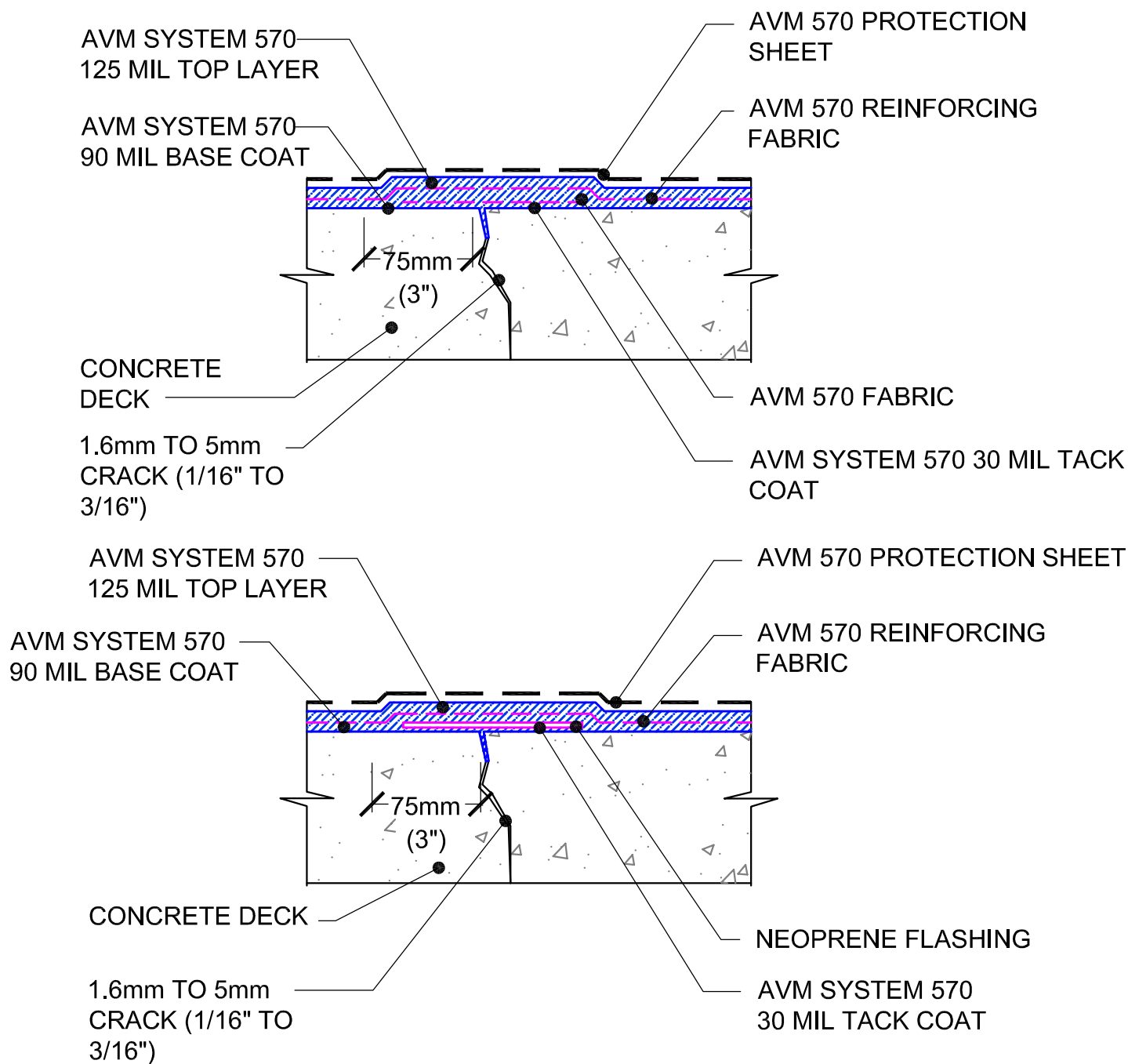


DETAIL #: AVM-0570-4401

AVM SYSTEM 570

## CONCRETE DECK

Treatment of Cracks - 1/16" to 3/16"  
AVM Aussie Membrane 570  
Hot Rubber

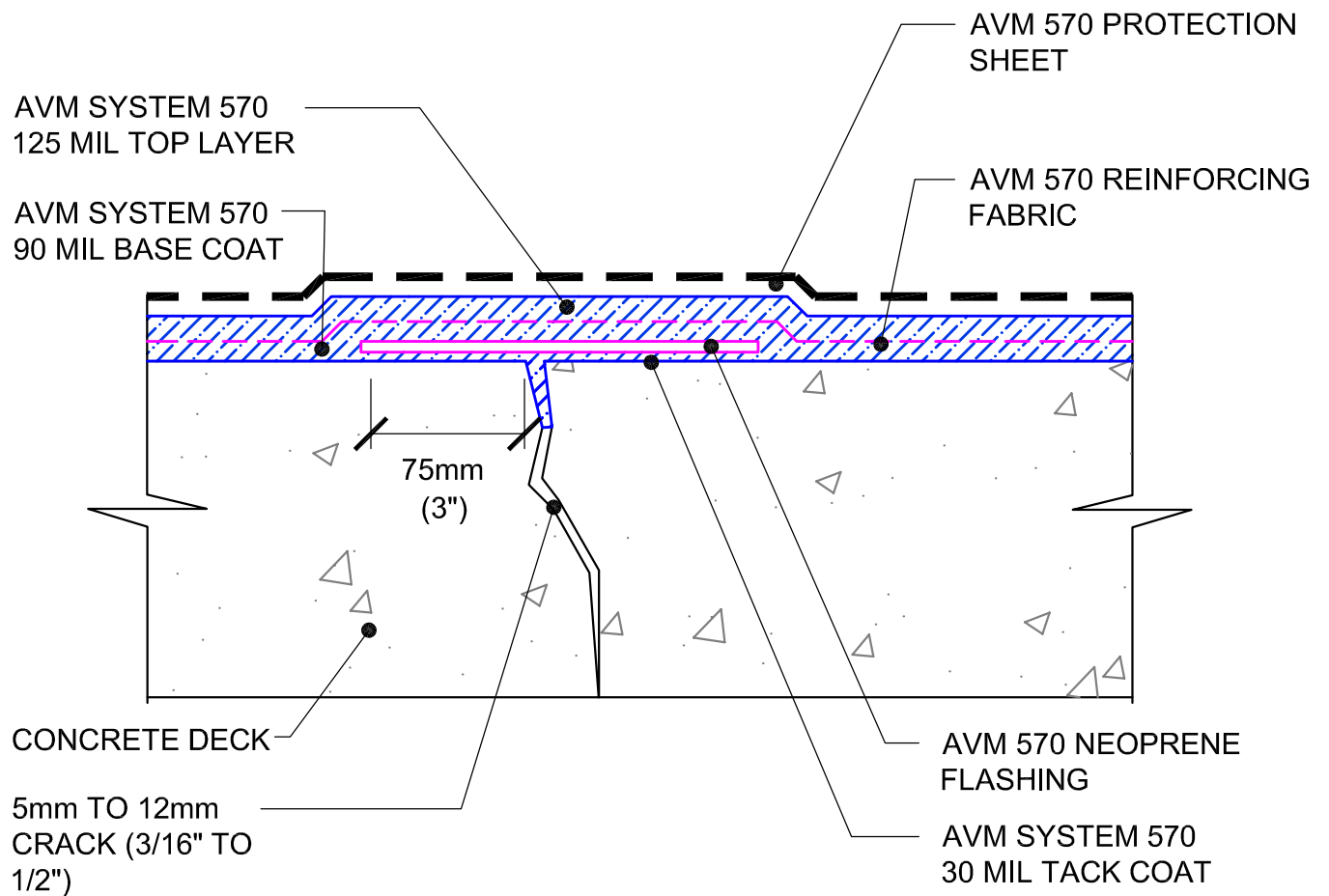


DETAIL #: AVM-0570-4420

AVM SYSTEM 570

## CONCRETE DECK

Treatment of Cracks - 3/16" - 1/2"  
AVM Aussie Membrane 570  
Hot Rubber

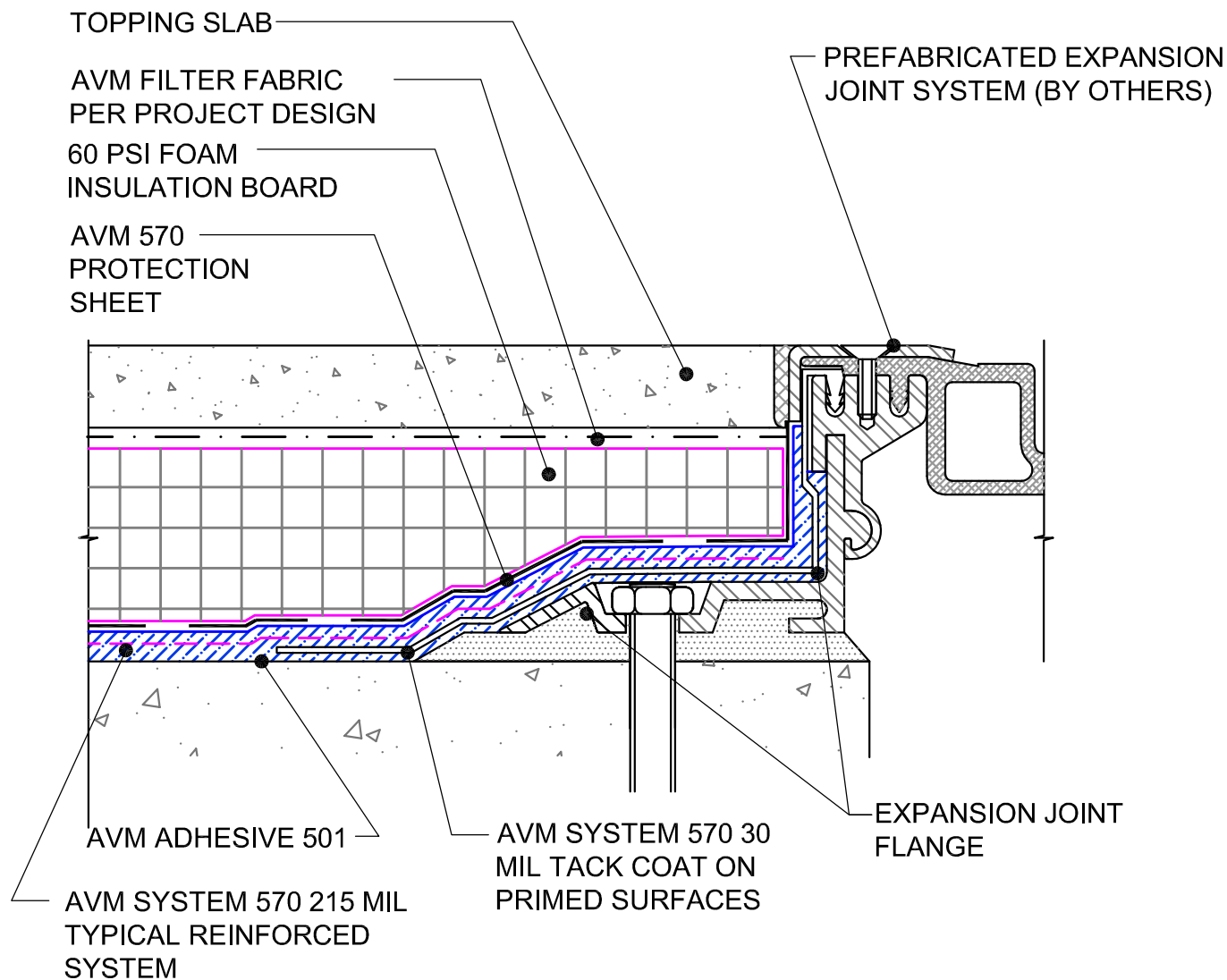


DETAIL #: AVM-0570-4601

AVM SYSTEM 570

## CONCRETE DECK

Mid-Deck to Expansion Joint  
Topping Slab  
AVM Aussie Membrane 570  
Hot Rubber



NOTE: AVM PRODUCTS ARE NOT DESIGNED TO WATERPROOF EXPANSION JOINTS. EXPANSION JOINTS REQUIRE A PROPER EXPANSION JOINT MATERIAL MANUFACTURED BY OTHERS. AVM PRODUCTS CAN BE INSTALLED OVER EXPANSION JOINT MATERIALS AS ILLUSTRATED ABOVE. CHECK WITH THE EXPANSION JOINT PRODUCT MANUFACTURER FOR MATERIAL COMPATIBILITY.

**NOTE: CONSULT WITH THE EXPANSION JOINT MANUFACTURER FOR SPECIFIC INFORMATION ON THEIR PRODUCT AND INSTALLATION PROCEDURES**

AVM Industries, Inc.  
8245 Remmet Ave, Canoga Park, CA 91304

Quality Waterproofing Products

888.414.1041 818.888.0050  
www.avmindustries.com

FILE NAME: 0570-4601-Mid-Deck-to-Expansion-Joint-Topping-Slab  
Protected by Copyright - AVM Industries, Inc.

Revision Date 1/23/2019

DETAIL #: AVM-0570-4651

AVM SYSTEM 570

CONCRETE DECK

Mid-Deck to Expansion Joint- Pavers  
AVM Aussie Membrane 570  
Hot Rubber

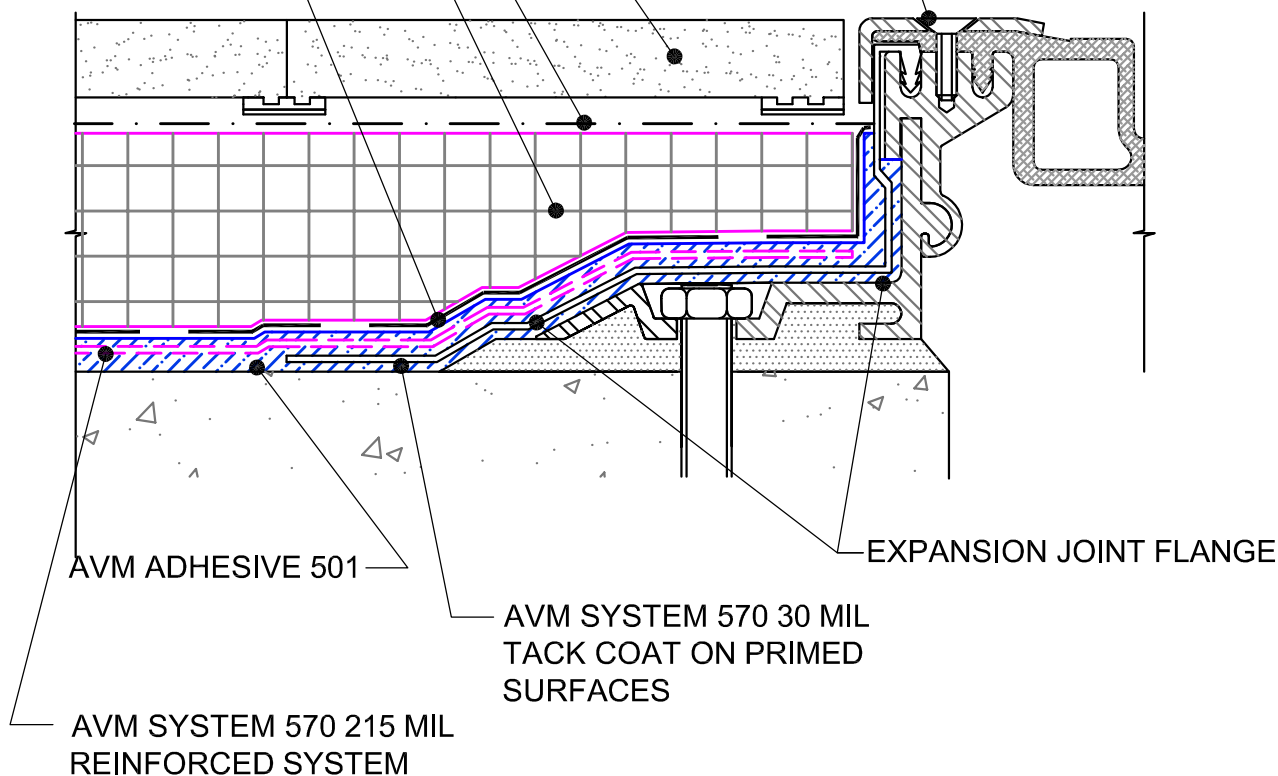


PEDESTAL AND PAVER  
SYSTEM

AVM FILTER FABRIC PER  
PROJECT DESIGN  
60 PSI FOAM INSULATION  
BOARD BOARD

AVM 570  
PROTECTION  
SHEET

PREFABRICATED  
EXPANSION JOINT SYSTEM  
(BY OTHERS)



NOTE: AVM PRODUCTS ARE NOT DESIGNED TO WATERPROOF EXPANSION JOINTS. EXPANSION JOINTS REQUIRE A PROPER EXPANSION JOINT MATERIAL MANUFACTURED BY OTHERS. AVM PRODUCTS CAN BE INSTALLED OVER EXPANSION JOINT MATERIALS AS ILLUSTRATED ABOVE. CHECK WITH THE EXPANSION JOINT PRODUCT MANUFACTURER FOR MATERIAL COMPATIBILITY.

**NOTE: CONSULT WITH THE EXPANSION JOINT  
MANUFACTURER FOR SPECIFIC INFORMATION ON THEIR  
PRODUCT AND INSTALLATION PROCEDURES**

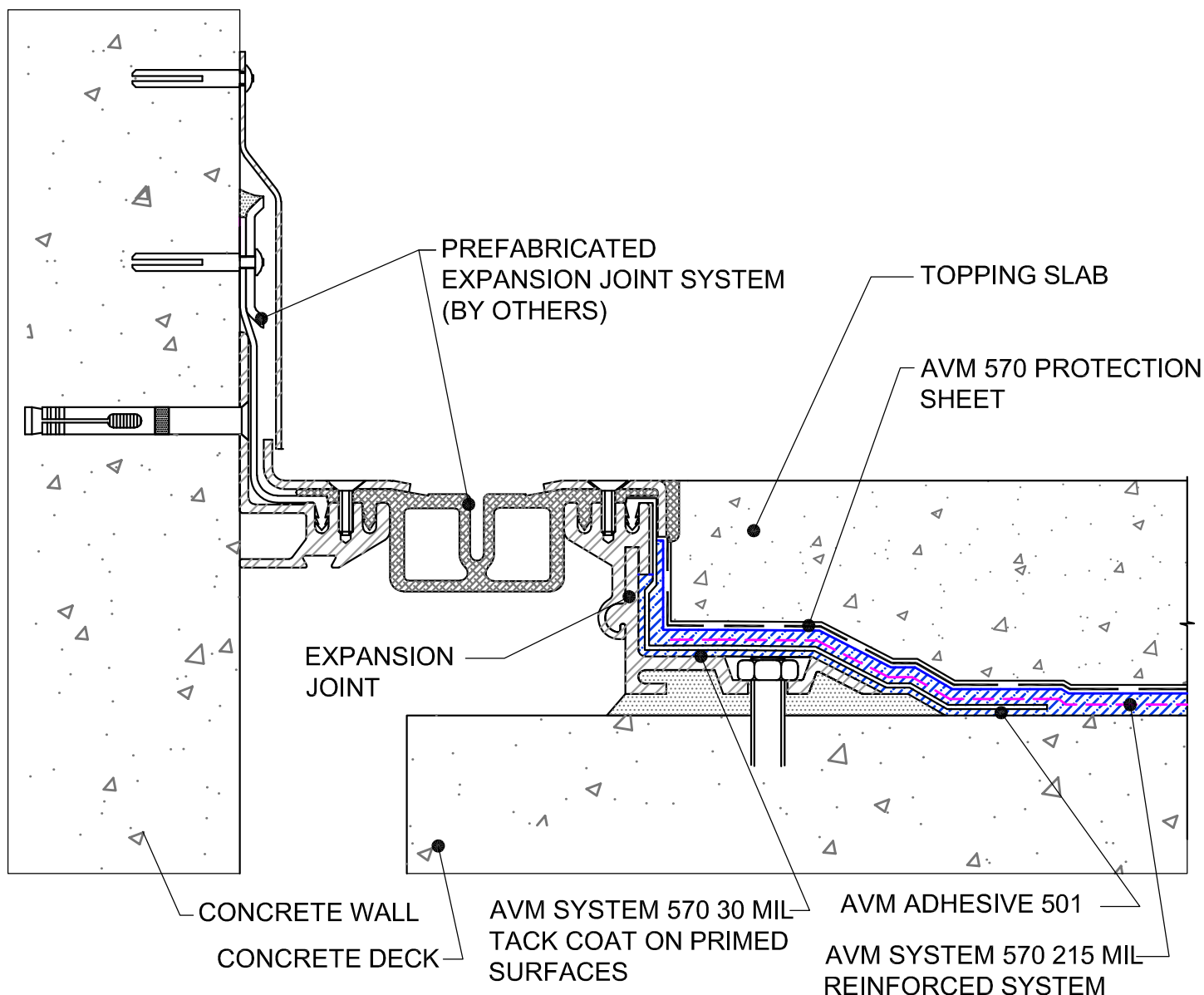


DETAIL #: AVM-0570-4701

AVM SYSTEM 570

CONCRETE DECK

Deck to Wall Expansion Joint  
AVM Aussie Membrane 570  
Hot Rubber



NOTE: AVM PRODUCTS ARE NOT DESIGNED TO WATERPROOF EXPANSION JOINTS. EXPANSION JOINTS REQUIRE A PROPER EXPANSION JOINT MATERIAL MANUFACTURED BY OTHERS. AVM PRODUCTS CAN BE INSTALLED OVER EXPANSION JOINT MATERIALS AS ILLUSTRATED ABOVE. CHECK WITH THE EXPANSION JOINT PRODUCT MANUFACTURER FOR MATERIAL COMPATIBILITY.

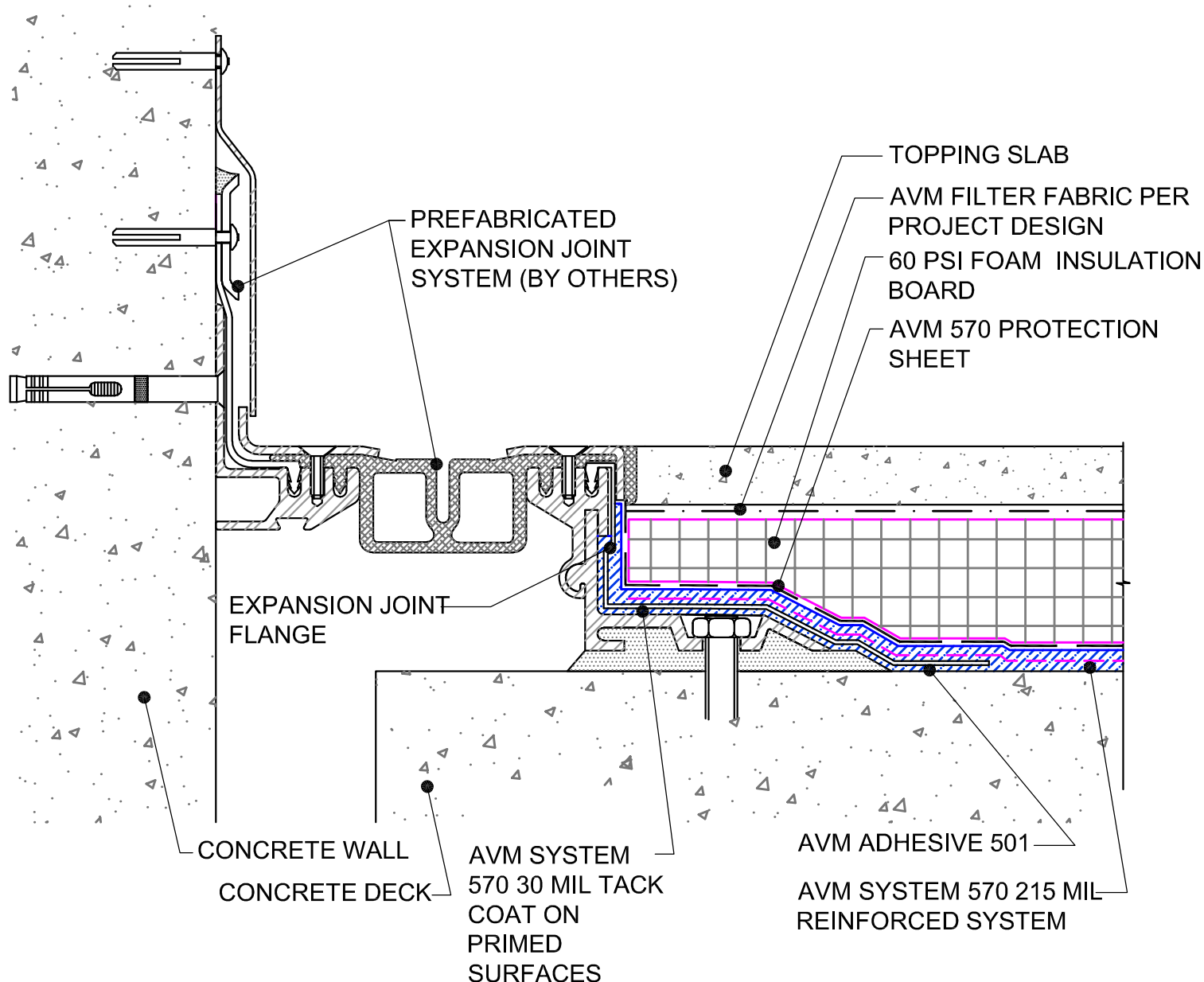
**NOTE: CONSULT WITH THE EXPANSION JOINT  
MANUFACTURER FOR SPECIFIC INFORMATION ON THEIR  
PRODUCT AND INSTALLATION PROCEDURES**

DETAIL #: AVM-0570-4751

AVM SYSTEM 570

## CONCRETE DECK

Deck to Wall Expansion Joint  
with Insulation  
AVM Aussie Membrane 570  
Hot Rubber



NOTE: AVM PRODUCTS ARE NOT DESIGNED TO WATERPROOF EXPANSION JOINTS. EXPANSION JOINTS REQUIRE A PROPER EXPANSION JOINT MATERIAL MANUFACTURED BY OTHERS. AVM PRODUCTS CAN BE INSTALLED OVER EXPANSION JOINT MATERIALS AS ILLUSTRATED ABOVE. CHECK WITH THE EXPANSION JOINT PRODUCT MANUFACTURER FOR MATERIAL COMPATIBILITY.

**NOTE: CONSULT WITH THE EXPANSION JOINT  
MANUFACTURER FOR SPECIFIC INFORMATION ON THEIR  
PRODUCT AND INSTALLATION PROCEDURES**

AVM Industries, Inc.  
8245 Remmet Ave, Canoga Park, CA 91304

Quality Waterproofing Products

888.414.1041 818.888.0050  
[www.avmindustries.com](http://www.avmindustries.com)

FILE NAME: **0570-4751-Deck-to-Wall-Expansion-Joint-with-Insulation**  
Protected by Copyright - AVM Industries, Inc.

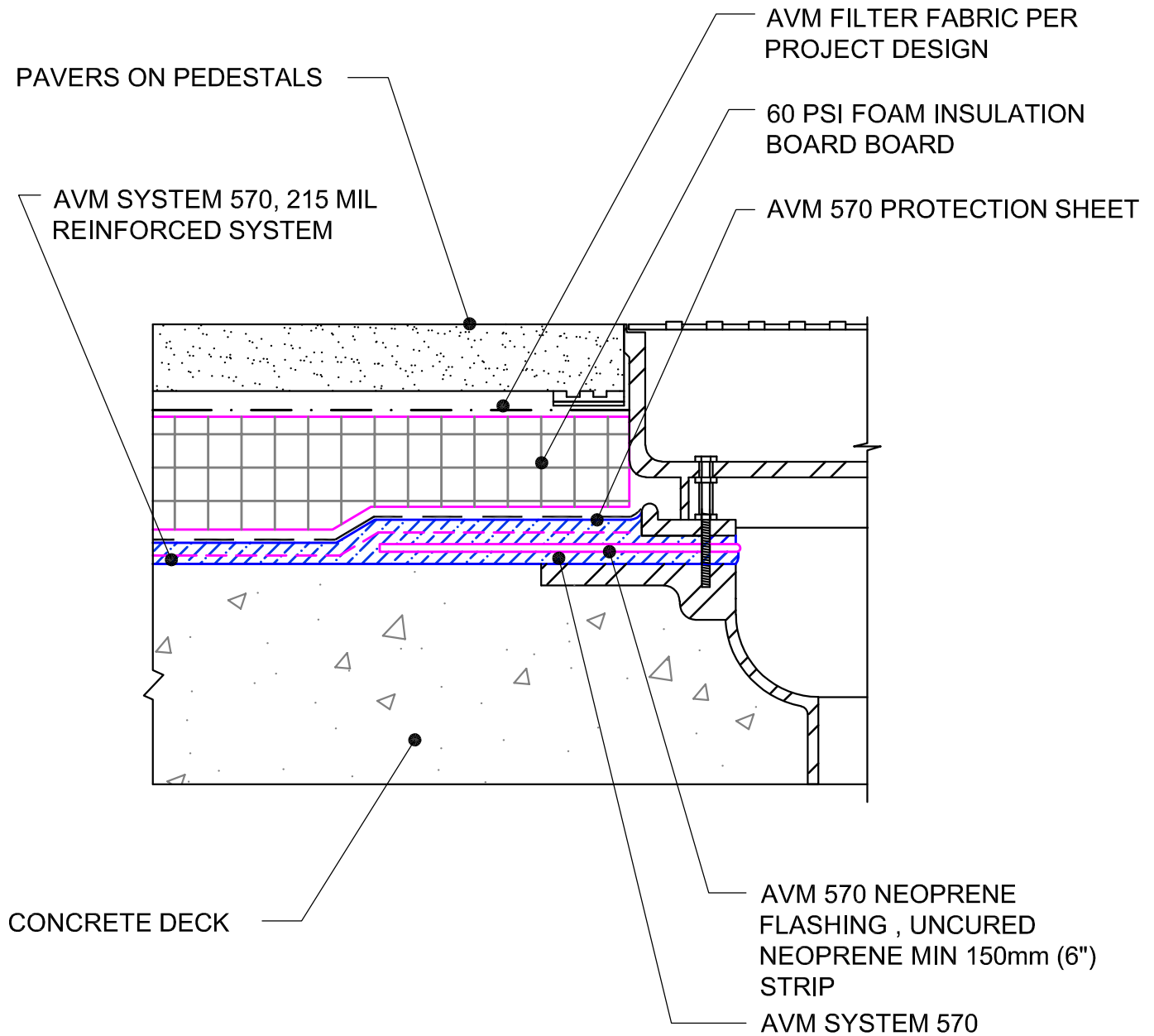
Revision Date 1/23/2019

DETAIL #: AVM-0570-6001

AVM SYSTEM 570

## CONCRETE DECK

Drain Detail (Typical)  
AVM Aussie Membrane 570  
Hot Rubber

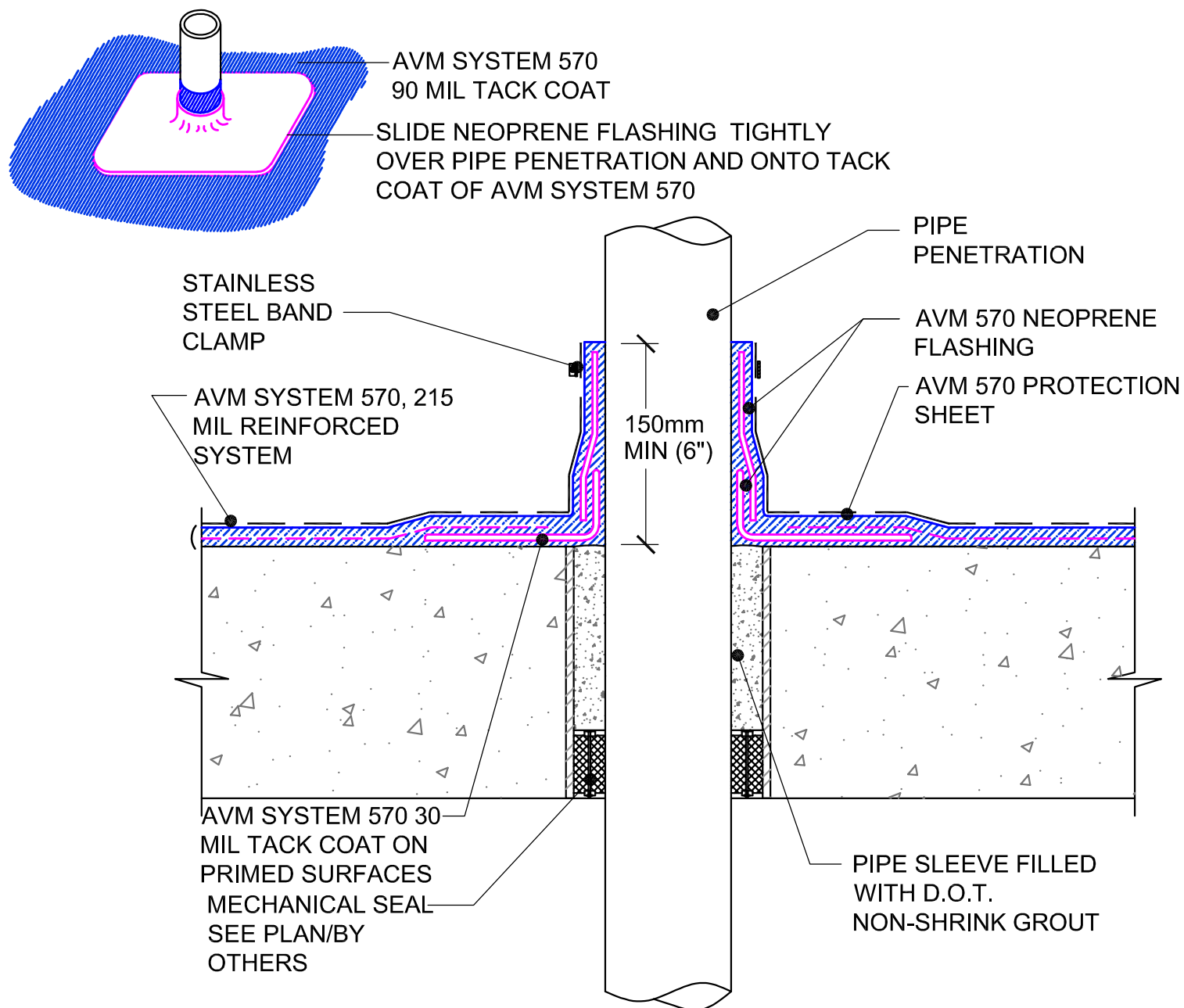


DETAIL #: AVM-0570-6201

AVM SYSTEM 570

CONCRETE DECK

Vertical or Horizontal Pipe Penetrations  
AVM Aussie Membrane 570  
Hot Rubber



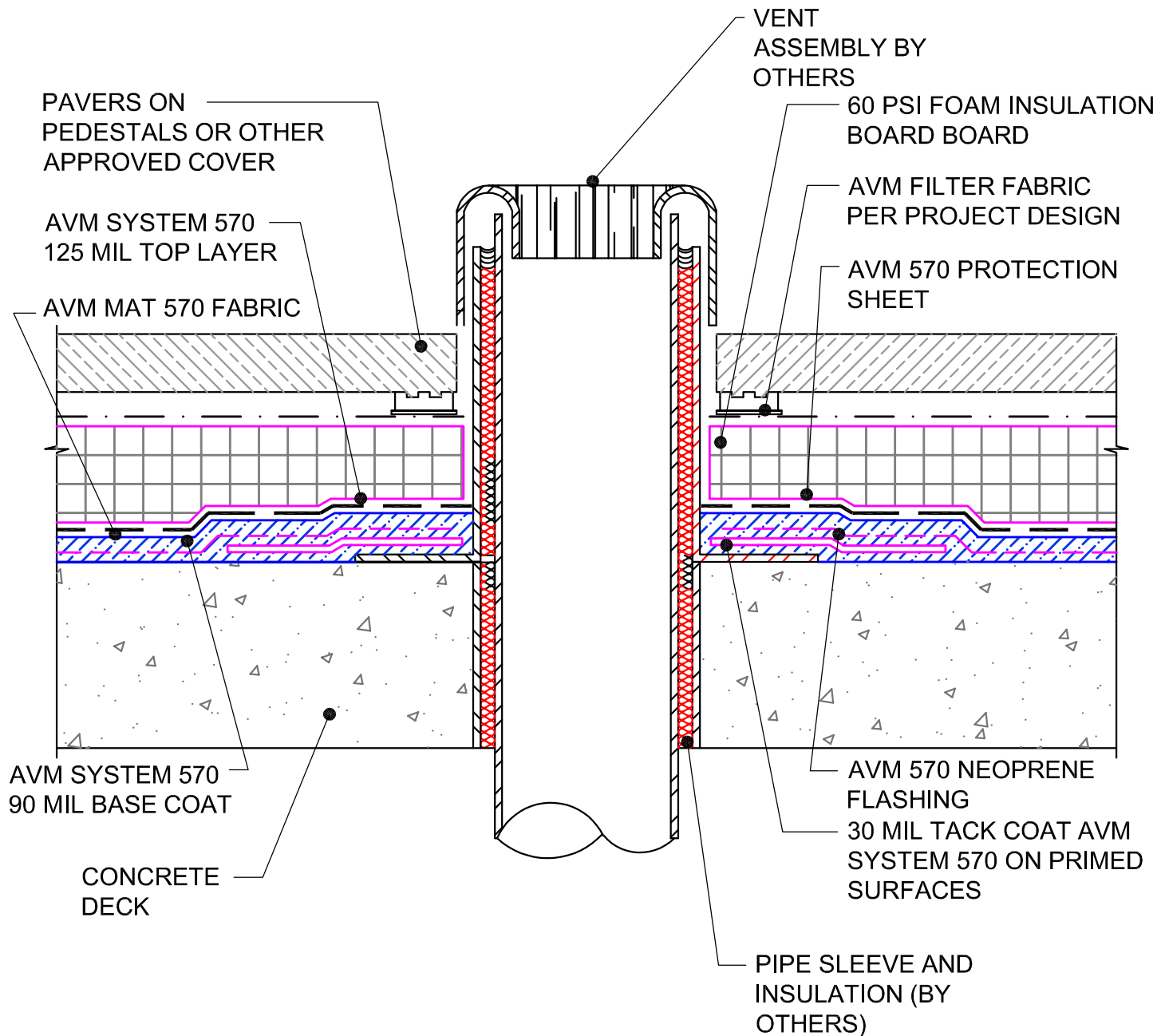
NOTE: CLEAN ALL PENETRATIONS OF DIRT, RUST AND OIL. ROUGHEN SURFACE OF PIPE BEFORE APPLYING PRIMER. VERIFY PENETRATION IS PROPERLY SECURED TO DECK OR WALL TO AVOID MOVEMENT OF PIPE.

DETAIL #: AVM-0570-6301

AVM SYSTEM 570

CONCRETE DECK

Vent Detail  
AVM Aussie Membrane 570  
Hot Rubber



DETAIL #: AVM-0570-6401

AVM SYSTEM 570

## FOUNDATION WALL

Termination at Grade  
AVM Aussie Membrane 570  
Hot Rubber

