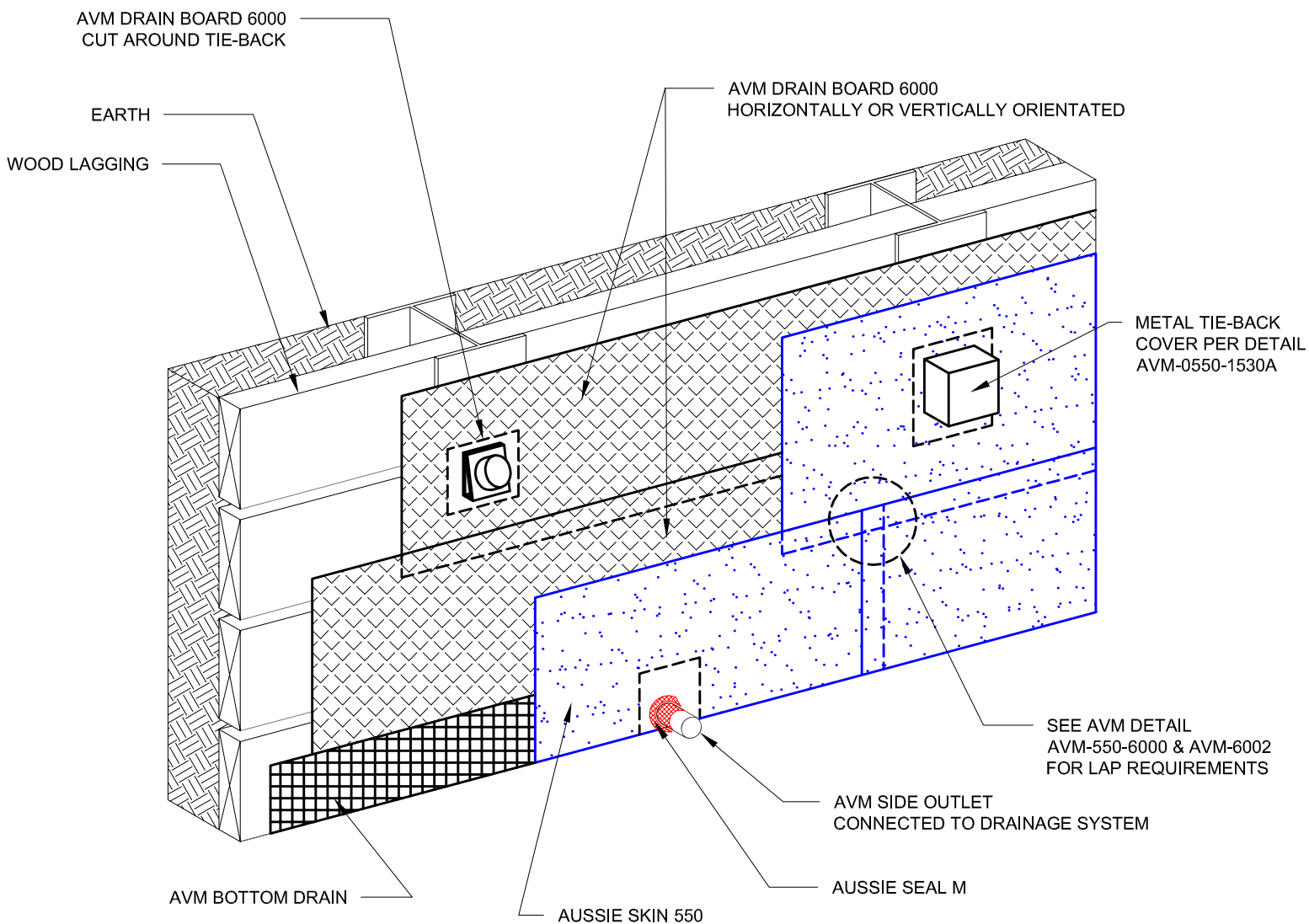


DETAIL #:
0550-0001A
AVM System 550
Aussie Skin 550

Typical Lagging Wall Single System (Non-Hydrostatic)

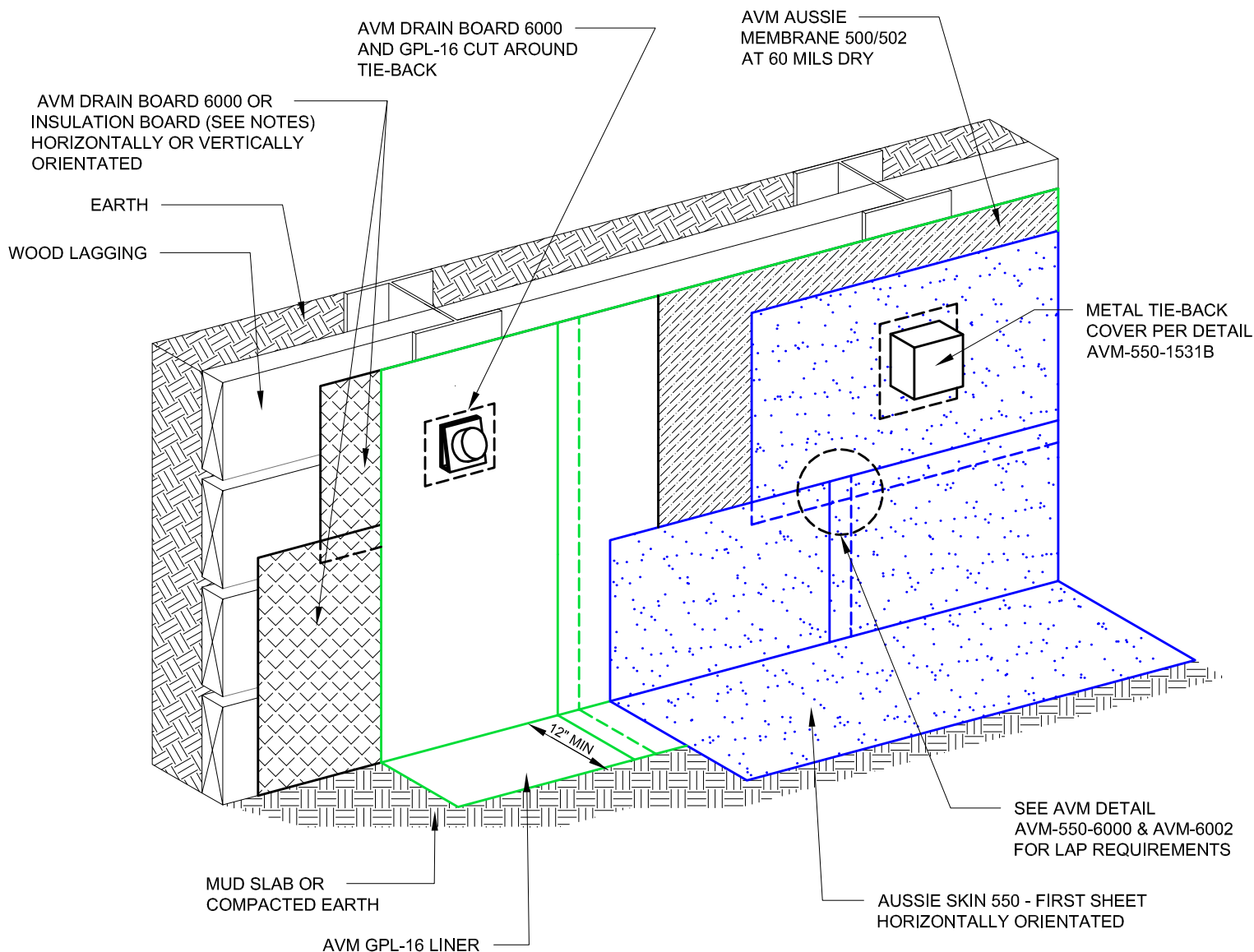


Notes:

1. Aussie Skin 550 is a Heavy, Duty, Easy to Install, Puncture Resistant Sheet Waterproofing Membrane with added technologies creating excellent adhesion between the membrane and wet Concrete or Shot-Crete.
2. Contact AVM if no drain board or protection board is specified.
3. Remove/grind/repair as necessary any other protrusions, sharp edges, etc that may puncture or damage the membrane.
4. When using nails to hang the membrane, make sure all nails are flush with the membrane's surface or slightly sunken in below it. (Nails protruding above the membrane's surface may puncture the membrane)
5. All nails, screws etc used to hang the Aussie Skin above the water table must be non-rusting and sealed with Aussie Seal M.
6. Not approved for shotcrete below the water table

DETAIL #:
0550-0001B
AVM System 550
Aussie Skin 550
Dual System Patent Pending

Typical Lagging Wall Dual System (Hydrostatic)



Notes:

1. Aussie Skin 550 is a Heavy, Duty, Easy to Install, Puncture Resistant Sheet Waterproofing Membrane with added technologies creating excellent adhesion between the membrane and wet Concrete or Shot-Crete.
2. Contact AVM if no drain board or protection board is specified.
3. Remove/grind/repair as necessary any other protrusions, sharp edges, etc that may puncture or damage the membrane.
4. When using nails to hang the membrane, make sure all nails are flush with the membrane's surface or slightly sunken in below it. (Nails protruding above the membrane's surface may puncture the membrane)
5. All nails, screws etc used to hang the Aussie Skin above the water table must be non-rusting and sealed with Aussie Seal M.
6. Install the Aussie Membrane 500/502 (min 60 mils dry) over a polyolefin liner (Min 15 Mils thick)
7. Drain board must be connected to a permanent dewatering system if used in hydrostatic conditions.

AVM Industries, Inc.
8245 Remmet Ave, Canoga Park, CA 91304

Quality Waterproofing Products

888.414.1041 818.888.0050
www.avmindustries.com

FILE NAME: 0550-0001B

Protected by Copyright - AVM Industries, Inc. Revision Date 3/7/2019

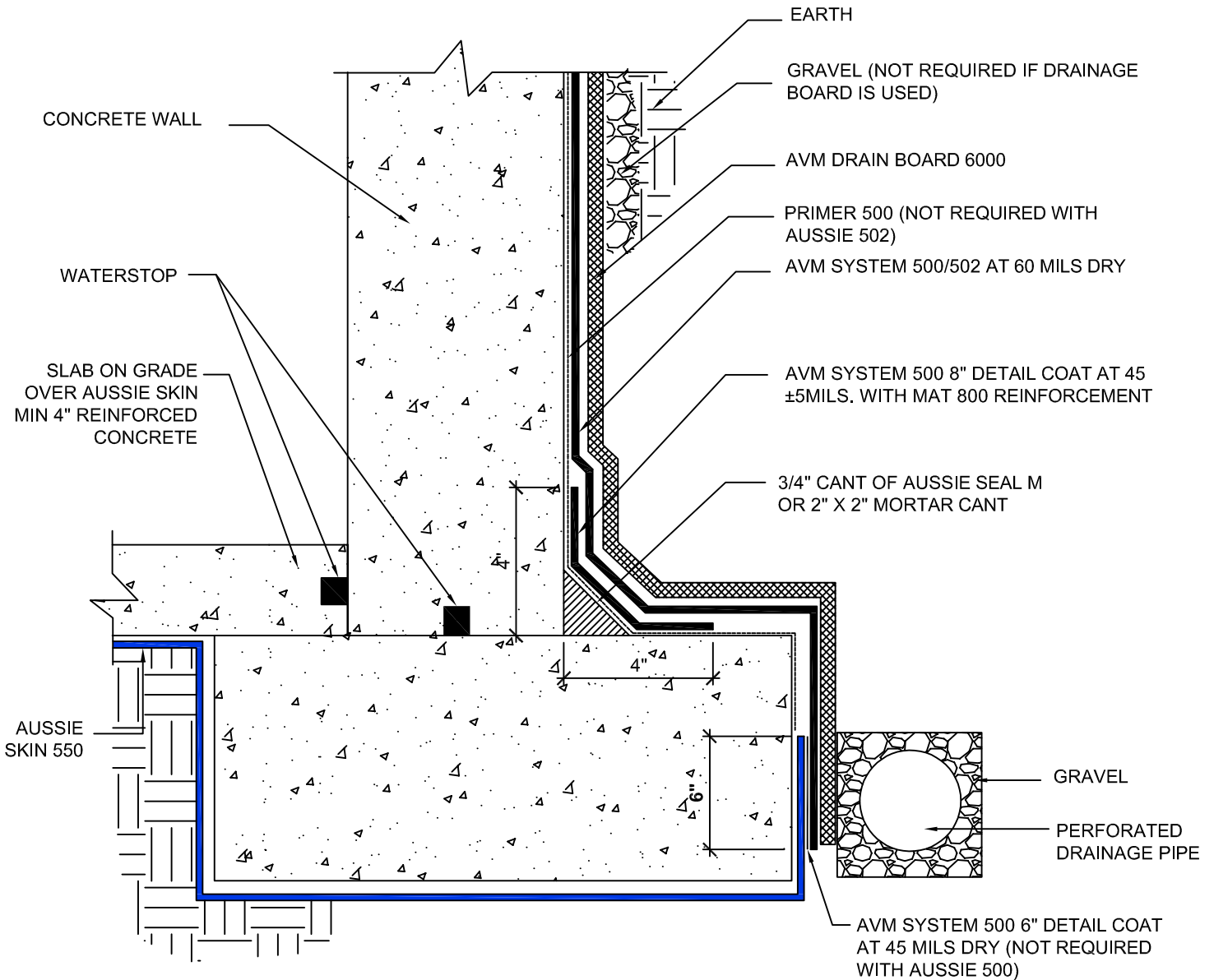
DETAIL #:

AVM-550-0002A

AVM System 550

Aussie Skin 550

Slab on Grade over Aussie Skin, Concrete Walls (500/502)



NOTES:

1. Aussie Skin 550 is a Heavy, Duty, Easy to Install, Puncture Resistant Sheet Waterproofing Membrane with added technologies creating excellent adhesion between the membrane and wet Concrete or Shot-Crete.
2. For proper membrane thickness and appropriate protection and drainage, refer to AVM System 500/502 Min Thickness Table.
3. Contact AVM if no drain board or protection board is specified.

Below Water Table Installations

Below the water table, drain board may be substituted with approved protection layer.

AVM Industries, Inc.
8245 Remmet Ave, Canoga Park, CA 91304

Quality Waterproofing Products

888.414.1041 818.888.0050
www.avmindustries.com

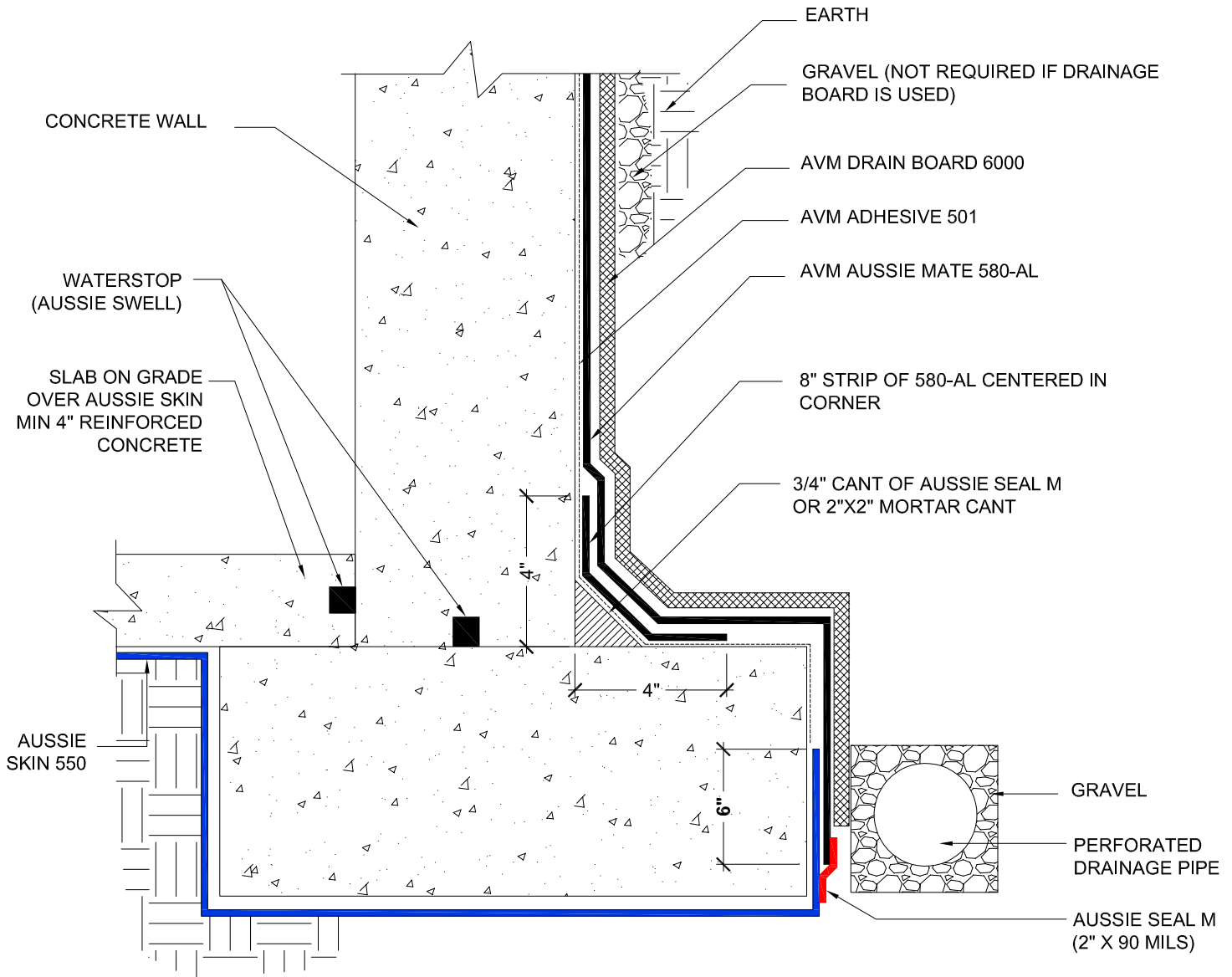
FILE NAME: 0550-0002A

Protected by Copyright - AVM Industries, Inc. Revision Date 1/15/2019

DETAIL #:
AVM-550-0002B

AVM System 550
Aussie Skin 550

Slab on Grade over Aussie Skin, Concrete Walls (Aussie Mate)



NOTES:

1. Aussie Skin 550 is a Heavy, Duty, Easy to Install, Puncture Resistant Sheet Waterproofing Membrane with added technologies creating excellent adhesion between the membrane and wet Concrete or Shot-Crete.
2. Refer to Aussie Mate Product Manual for detailed installation instructions and substrate requirements.
3. Contact AVM if no drain board or protection board is specified.

Below Water Table Installations

Below the water table, drain board may be substituted with approved protection layer.

AVM Industries, Inc.
8245 Remmet Ave, Canoga Park, CA 91304

Quality Waterproofing Products

888.414.1041 818.888.0050
www.avmindustries.com

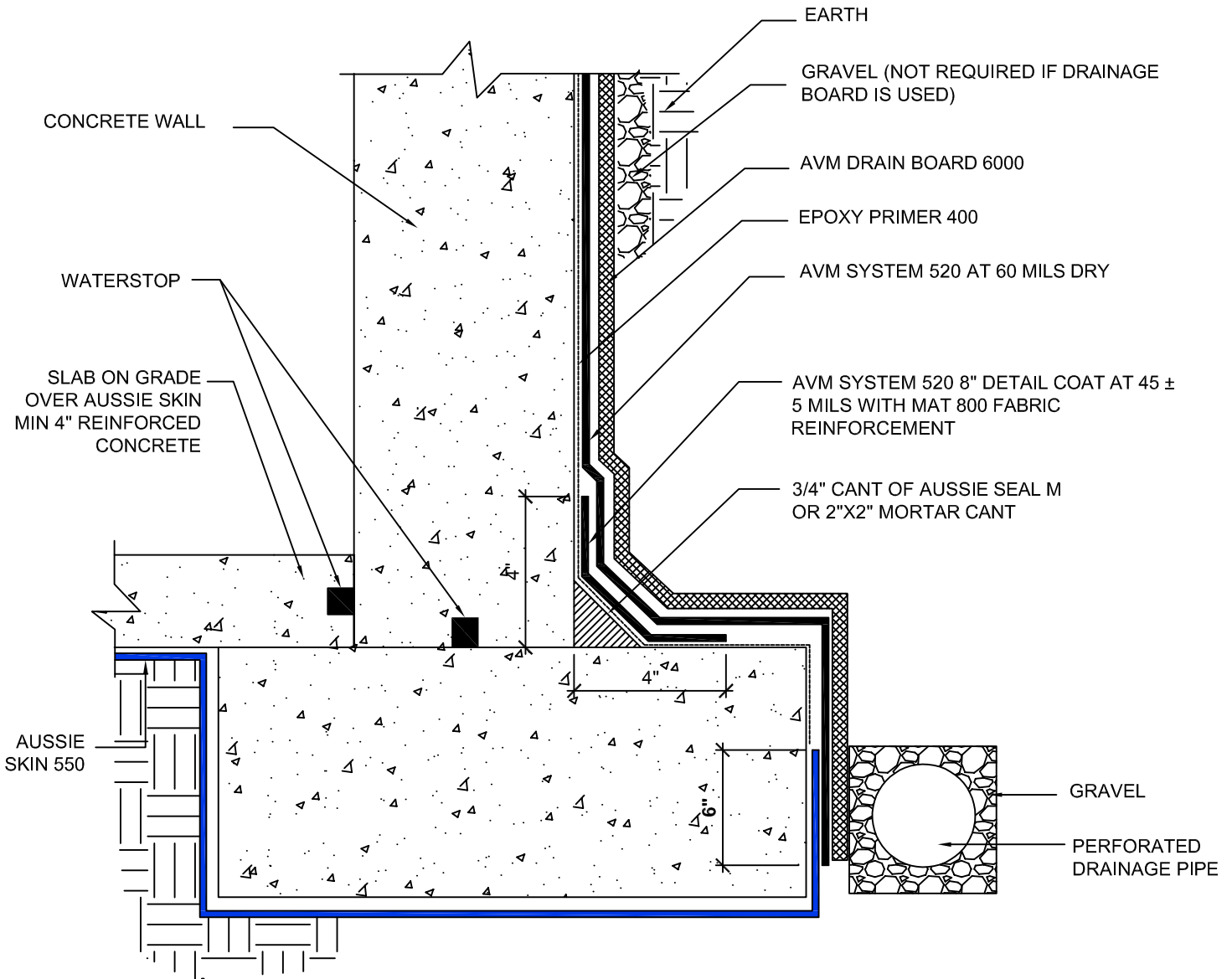
FILE NAME: 0550-0002B

Protected by Copyright - AVM Industries, Inc. Revision Date 12/03/2018

DETAIL #:
AVM-550-0002C

AVM System 550
Aussie Skin 550

Slab on Grade over Aussie Skin, Concrete Walls (520)



NOTES:

1. Aussie Skin 550 is a Heavy, Duty, Easy to Install, Puncture Resistant Sheet Waterproofing Membrane with added technologies creating excellent adhesion between the membrane and wet Concrete or Shot-Crete.
2. For proper membrane thickness and appropriate protection and drainage, refer to AVM System 520 Min Thickness Table.
3. Contact AVM if no drain board or protection board is specified.

Below Water Table Installations

Below the water table, drain board may be substituted with approved protection layer.

AVM Industries, Inc.
8245 Remmet Ave, Canoga Park, CA 91304

Quality Waterproofing Products

888.414.1041 818.888.0050
www.avmindustries.com

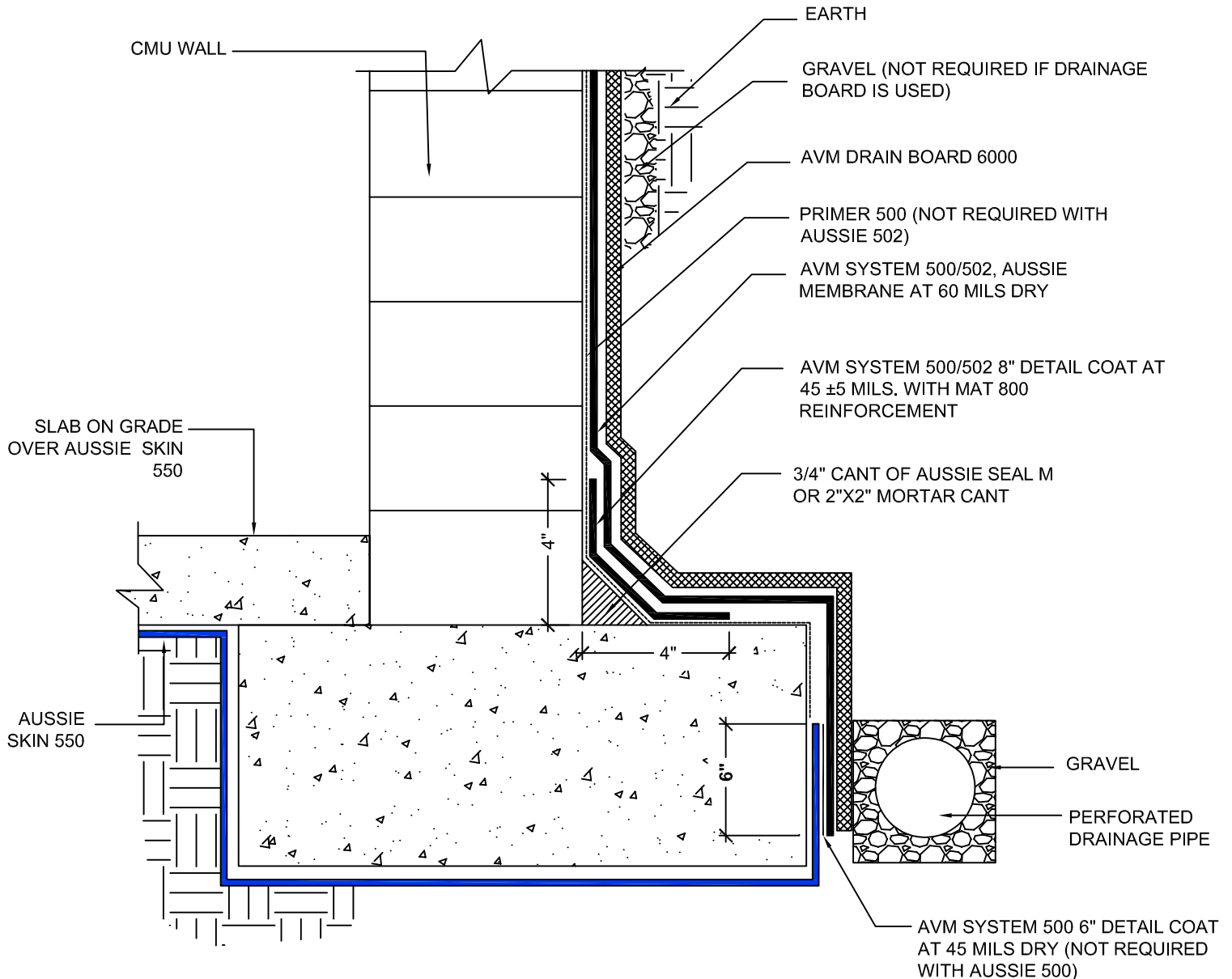
FILE NAME: 0550-0002C

Protected by Copyright - AVM Industries, Inc. Revision Date 12/03/2018

DETAIL #:
AVM-550-0004A

AVM System 550
Aussie Skin 550

Slab on Grade over Aussie Skin, CMU (Block) Walls (500/502)



NOTES:

1. Aussie Skin 550 is a Heavy, Duty, Easy to Install, Puncture Resistant Sheet Waterproofing Membrane with added technologies creating excellent adhesion between the membrane and wet Concrete or Shot-Crete.
2. For proper membrane thickness and appropriate protection and drainage, refer to AVM System 500/502 Min Thickness Table.
3. Contact AVM if no drain board or protection board is specified.

Below Water Table Installations

Below the water table, drain board may be substituted with approved protection layer.

AVM Industries, Inc.
8245 Remmet Ave, Canoga Park, CA 91304

Quality Waterproofing Products

888.414.1041 818.888.0050
www.avmindustries.com

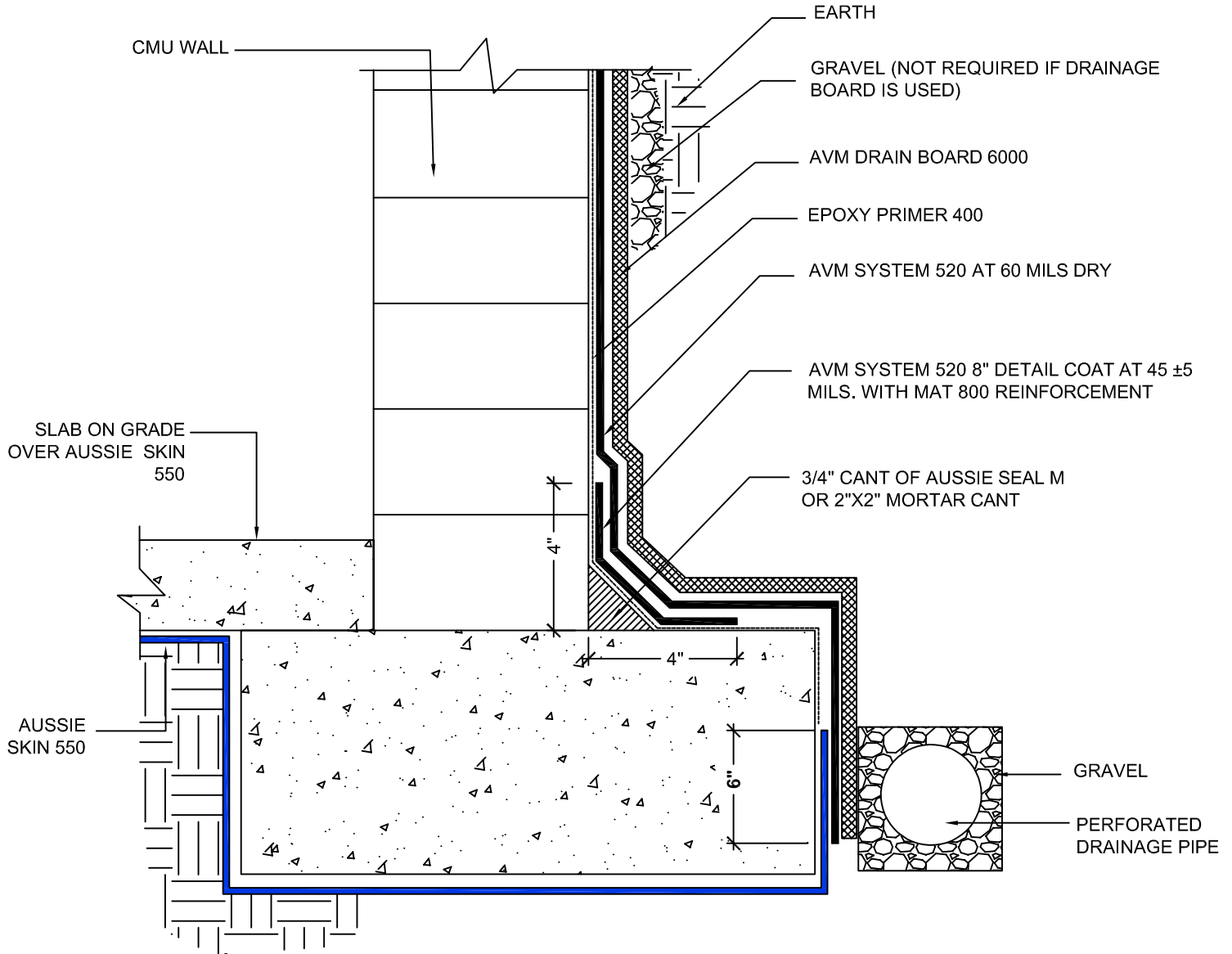
FILE NAME: 0550-0004A

Protected by Copyright - AVM Industries, Inc. Revision Date 1/15/2019

DETAIL #:
AVM-550-0004B

AVM System 550
Aussie Skin 550

**Slab on Grade over Aussie Skin, CMU
(Block) Walls (520)**



NOTES:

1. Aussie Skin 550 is a Heavy, Duty, Easy to Install, Puncture Resistant Sheet Waterproofing Membrane with added technologies creating excellent adhesion between the membrane and wet Concrete or Shot-Crete.
2. For proper membrane thickness and appropriate protection and drainage, refer to AVM System 520 Min Thickness Table.
3. Contact AVM if no drain board or protection board is specified.

Below Water Table Installations

Below the water table, drain board may be substituted with approved protection layer.

AVM Industries, Inc.
8245 Remmet Ave, Canoga Park, CA 91304

Quality Waterproofing Products

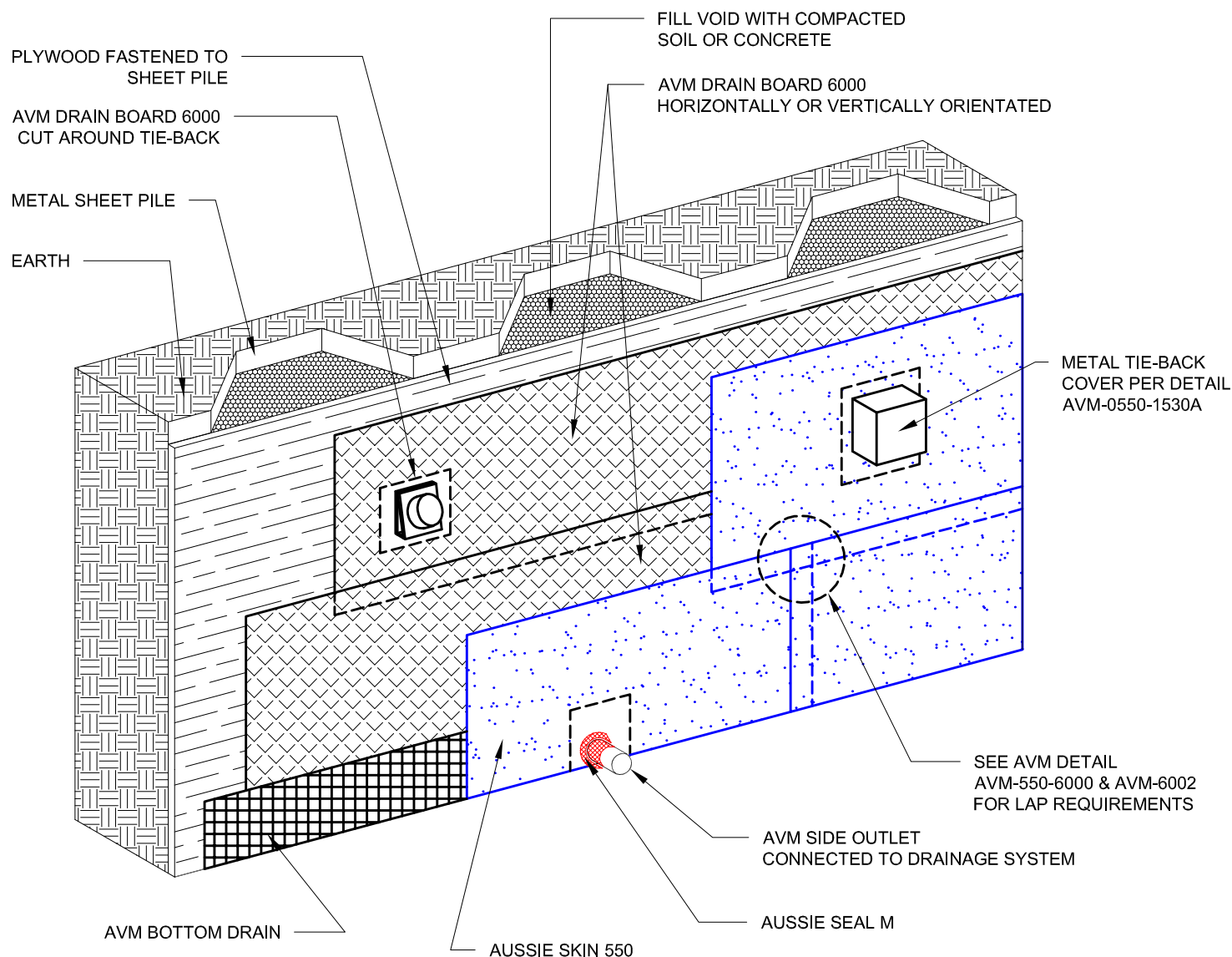
888.414.1041 818.888.0050
www.avmindustries.com

FILE NAME: 0550-0004B

Protected by Copyright - AVM Industries, Inc. Revision Date 12/03/2018

DETAIL #:
0550-0005A
AVM System 550
Aussie Skin 550

Typical Lagging Wall Metal Sheet Pile with Plywood Single System (Non-Hydrostatic)



Notes:

1. Aussie Skin 550 is a Heavy, Duty, Easy to Install, Puncture Resistant Sheet Waterproofing Membrane with added technologies creating excellent adhesion between the membrane and wet Concrete or Shot-Crete.
2. Contact AVM if no drain board or protection board is specified.
3. Remove/grind/repair as necessary any other protrusions, sharp edges, etc that may puncture or damage the membrane.
4. When using nails to hang the membrane, make sure all nails are flush with the membrane's surface or slightly sunken in below it. (Nails protruding above the membrane's surface may puncture the membrane)
5. All nails, screws etc used to hang the Aussie Skin above the water table must be non-rusting and sealed with Aussie Seal M.
6. Not approved for shotcrete below the water table

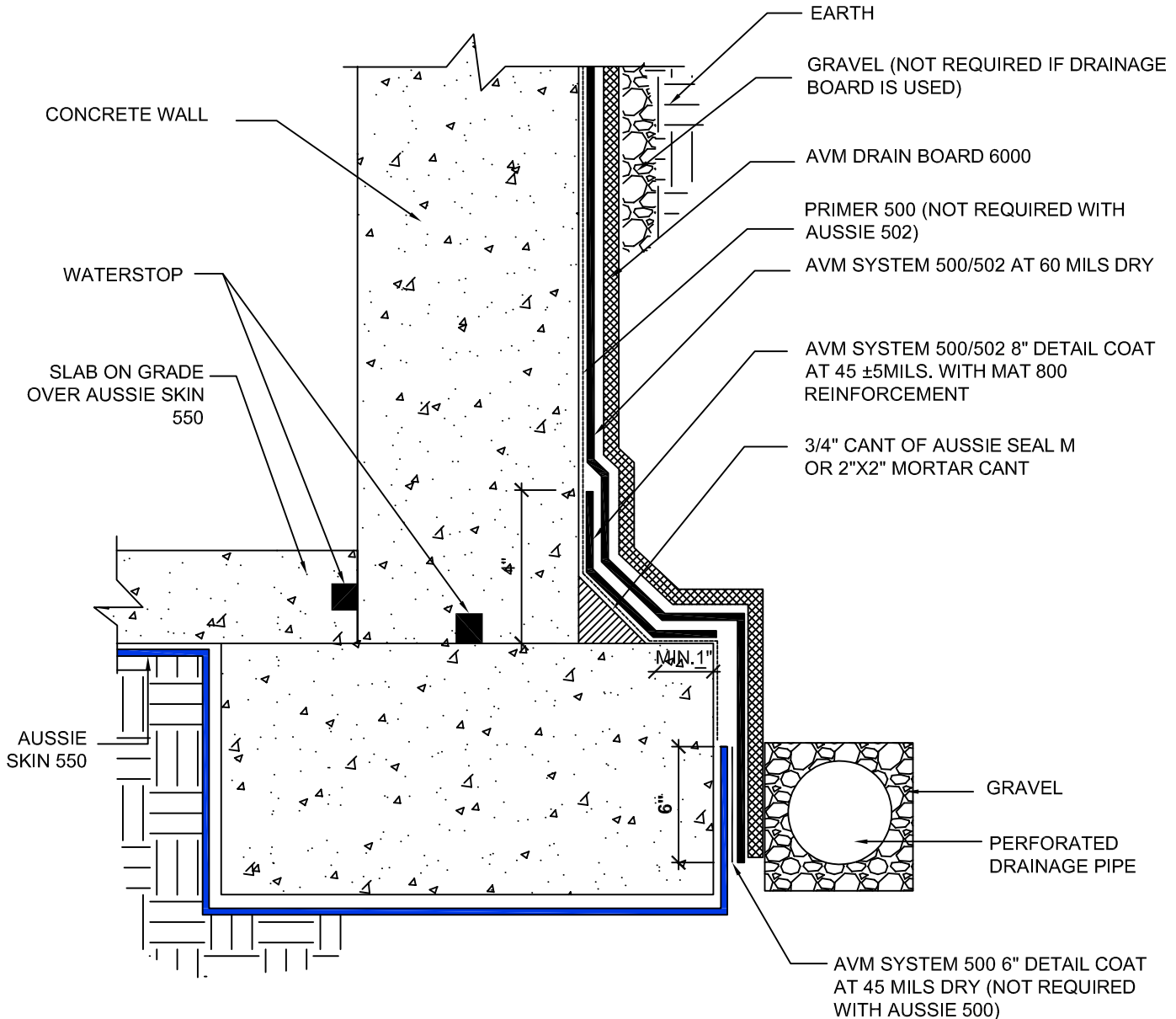
DETAIL #:

AVM-550-0006A

AVM System 550

Aussie Skin 550

Slab on Grade over Aussie Skin,
Concrete Walls, Minimal Exposed
Footing (500/502)



NOTES:

1. Aussie Skin 550 is a Heavy, Duty, Easy to Install, Puncture Resistant Sheet Waterproofing Membrane with added technologies creating excellent adhesion between the membrane and wet Concrete or Shot-Crete.
2. For proper membrane thickness and appropriate protection and drainage, refer to AVM System 500/502 Min Thickness Table.
3. Contact AVM if no drain board or protection board is specified.
4. Exposed top of footing is Less than 3"
5. Inside corner (Wall-to-Footing) shown with Water Stop

Below Water Table Installations

Below the water table, drain board may be substituted with approved protection layer.

AVM Industries, Inc.
8245 Remmet Ave, Canoga Park, CA 91304

Quality Waterproofing Products

888.414.1041 818.888.0050
www.avmindustries.com

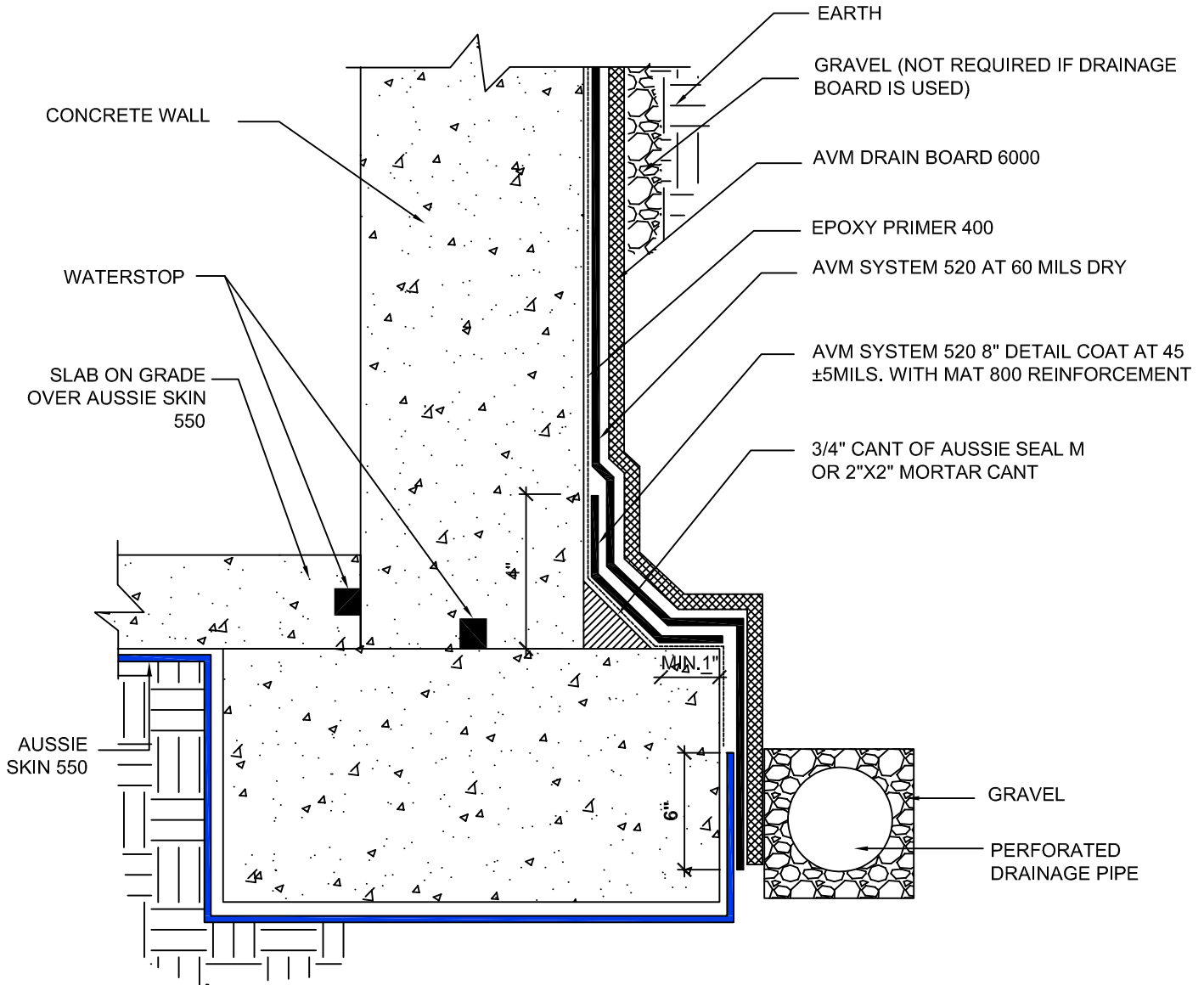
FILE NAME: 0550-0006A

Protected by Copyright - AVM Industries, Inc. Revision Date 1/15/2019

DETAIL #:
AVM-550-0006B

AVM System 550
Aussie Skin 550

**Slab on Grade over Aussie Skin,
Concrete Walls, Minimal Exposed
Footing (520)**



NOTES:

1. Aussie Skin 550 is a Heavy, Duty, Easy to Install, Puncture Resistant Sheet Waterproofing Membrane with added technologies creating excellent adhesion between the membrane and wet Concrete or Shot-Crete.
2. For proper membrane thickness and appropriate protection and drainage, refer to AVM System 520 Min Thickness Table.
3. Contact AVM if no drain board or protection board is specified.
4. Exposed top of footing is Less than 3"
5. Inside corner (Wall-to-Footing) shown with Water Stop

Below Water Table Installations

Below the water table, drain board may be substituted with approved protection layer.

AVM Industries, Inc.
8245 Remmet Ave, Canoga Park, CA 91304

Quality Waterproofing Products

888.414.1041 818.888.0050
www.avmindustries.com

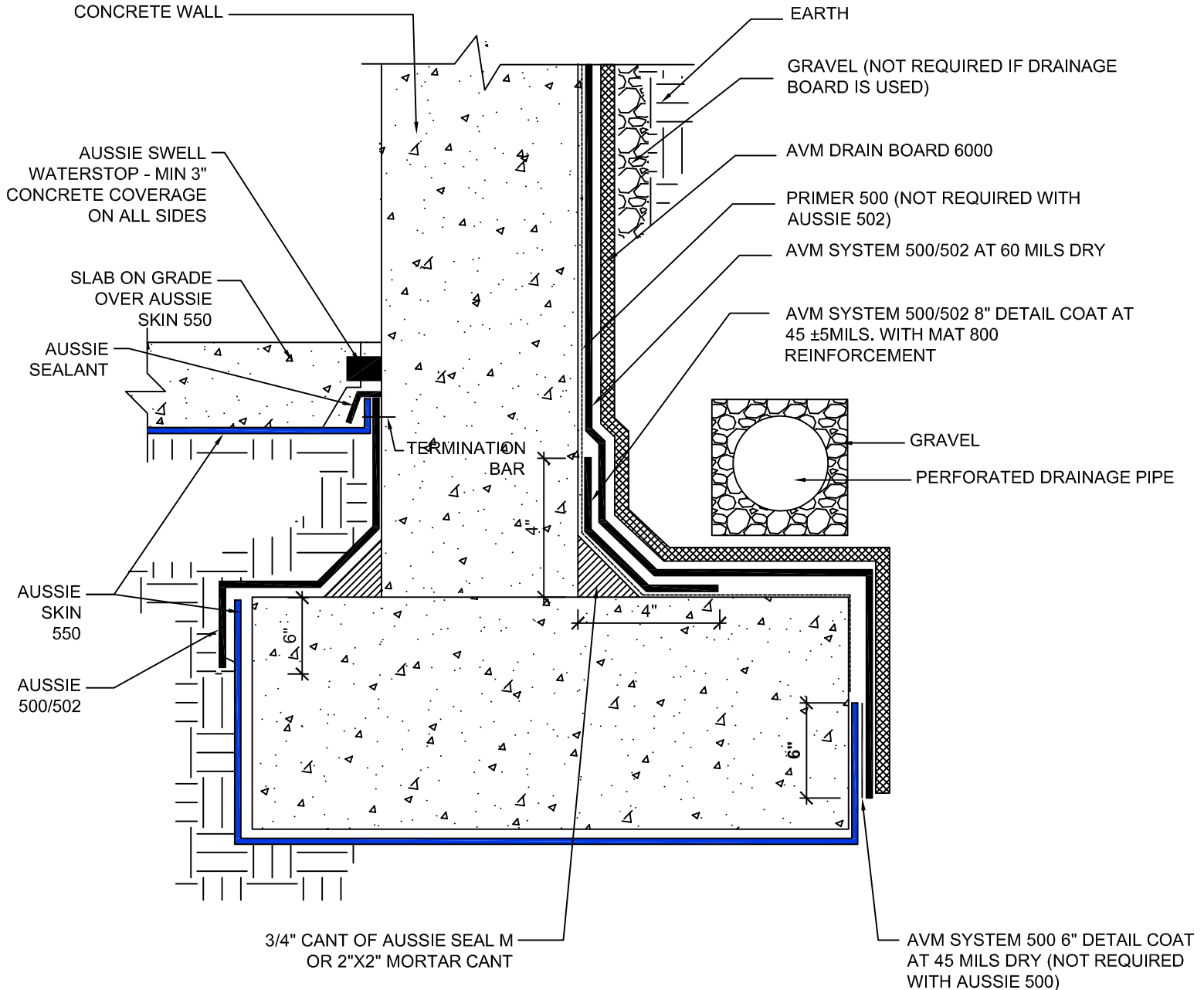
FILE NAME: 0550-0006B

Protected by Copyright - AVM Industries, Inc. Revision Date 12/03/2018

DETAIL #:
AVM-550-0008A

AVM System 550
Aussie Skin 550

Elevated Slab over Aussie Skin, Concrete Walls (500/502)



NOTES:

1. Aussie Skin 550 is a Heavy, Duty, Easy to Install, Puncture Resistant Sheet Waterproofing Membrane with added technologies creating excellent adhesion between the membrane and wet Concrete or Shot-Crete.
2. For proper membrane thickness and appropriate protection and drainage, refer to AVM System 500/502 Min Thickness Table.
3. Contact AVM if no drain board or protection board is specified.

Below Water Table Installations

Below the water table, drain board may be substituted with approved protection layer.

AVM Industries, Inc.
8245 Remmet Ave, Canoga Park, CA 91304

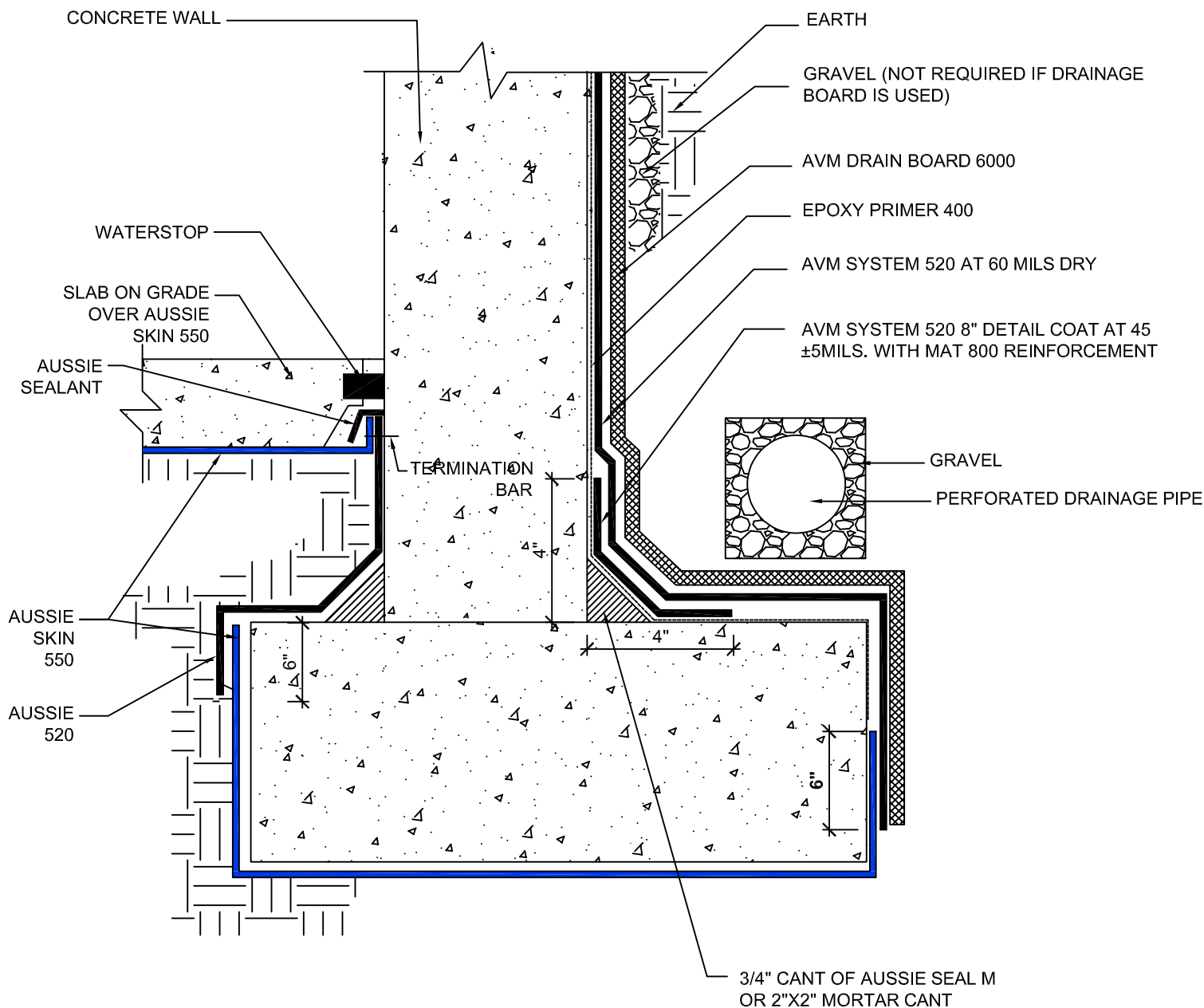
Quality Waterproofing Products

888.414.1041 818.888.0050
www.avmindustries.com

FILE NAME: 0550-0008A

Protected by Copyright - AVM Industries, Inc. Revision Date 1/15/2019

AVM System 550
Aussie Skin 550



1. Aussie Skin 550 is a Heavy, Duty, Easy to Install, Puncture Resistant Sheet Waterproofing Membrane with added technologies creating excellent adhesion between the membrane and wet Concrete or Shot-Crete.
2. For proper membrane thickness and appropriate protection and drainage, refer to AVM System 520 Min Thickness Table.
3. Contact AVM if no drain board or protection board is specified.

Below the water table, drain board may be substituted with approved protection layer.

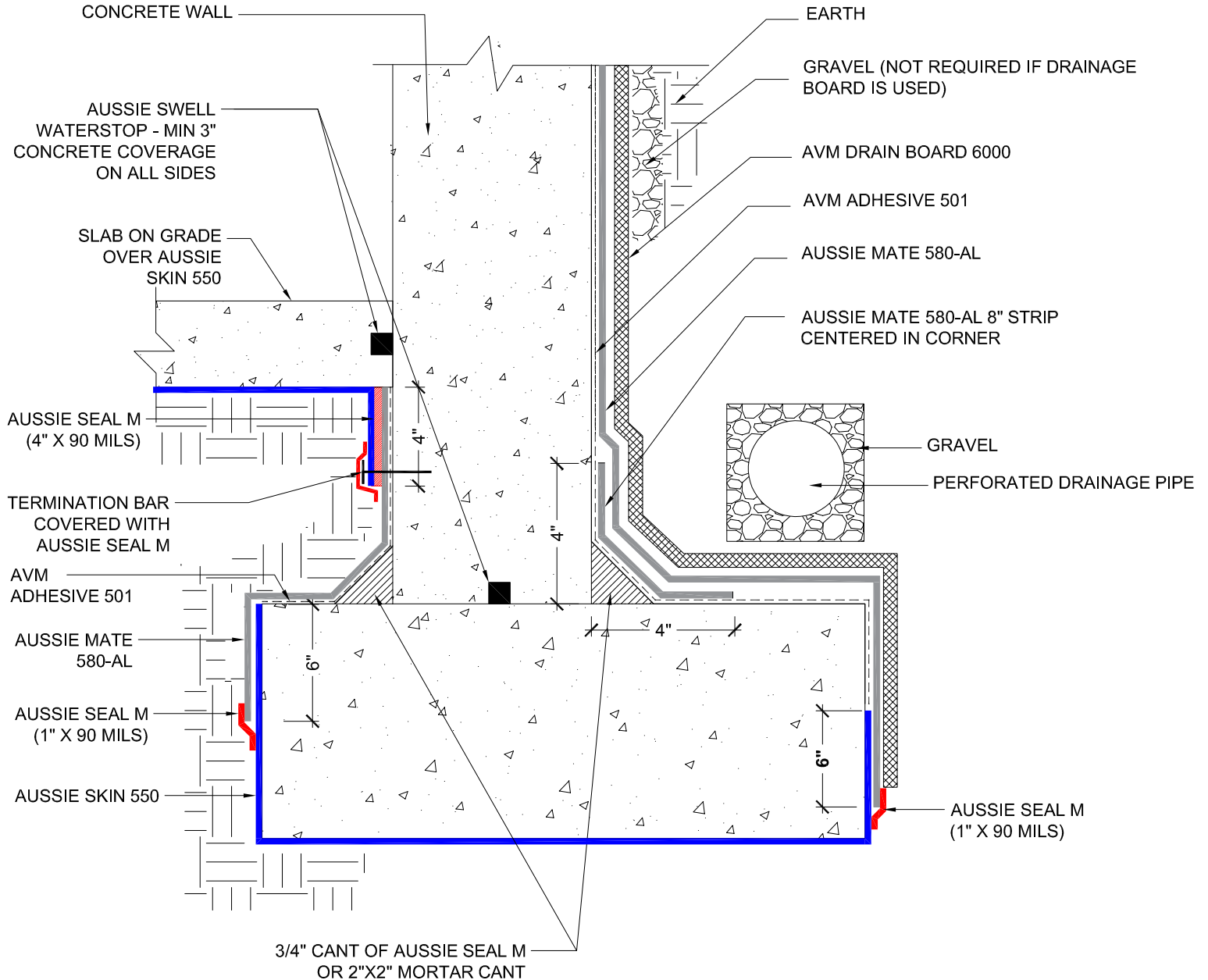
888.414.1041 818.888.0050
www.avmindustries.com

Protected by Copyright - AVM Industries, Inc. Revision Date 12/03/2018

DETAIL #:
AVM-550-0008C

AVM System 550
Aussie Skin 550

Elevated Slab over Aussie Skin, Concrete Walls Aussie Mate



NOTES:

1. Aussie Skin 550 is a Heavy, Duty, Easy to Install, Puncture Resistant Sheet Waterproofing Membrane with added technologies creating excellent adhesion between the membrane and wet Concrete or Shot-Crete.
2. Contact AVM if no drain board or protection board is specified.

Below Water Table Installations

Below the water table, drain board may be substituted with approved protection layer.

AVM Industries, Inc.
8245 Remmet Ave, Canoga Park, CA 91304

Quality Waterproofing Products

888.414.1041 818.888.0050
www.avmindustries.com

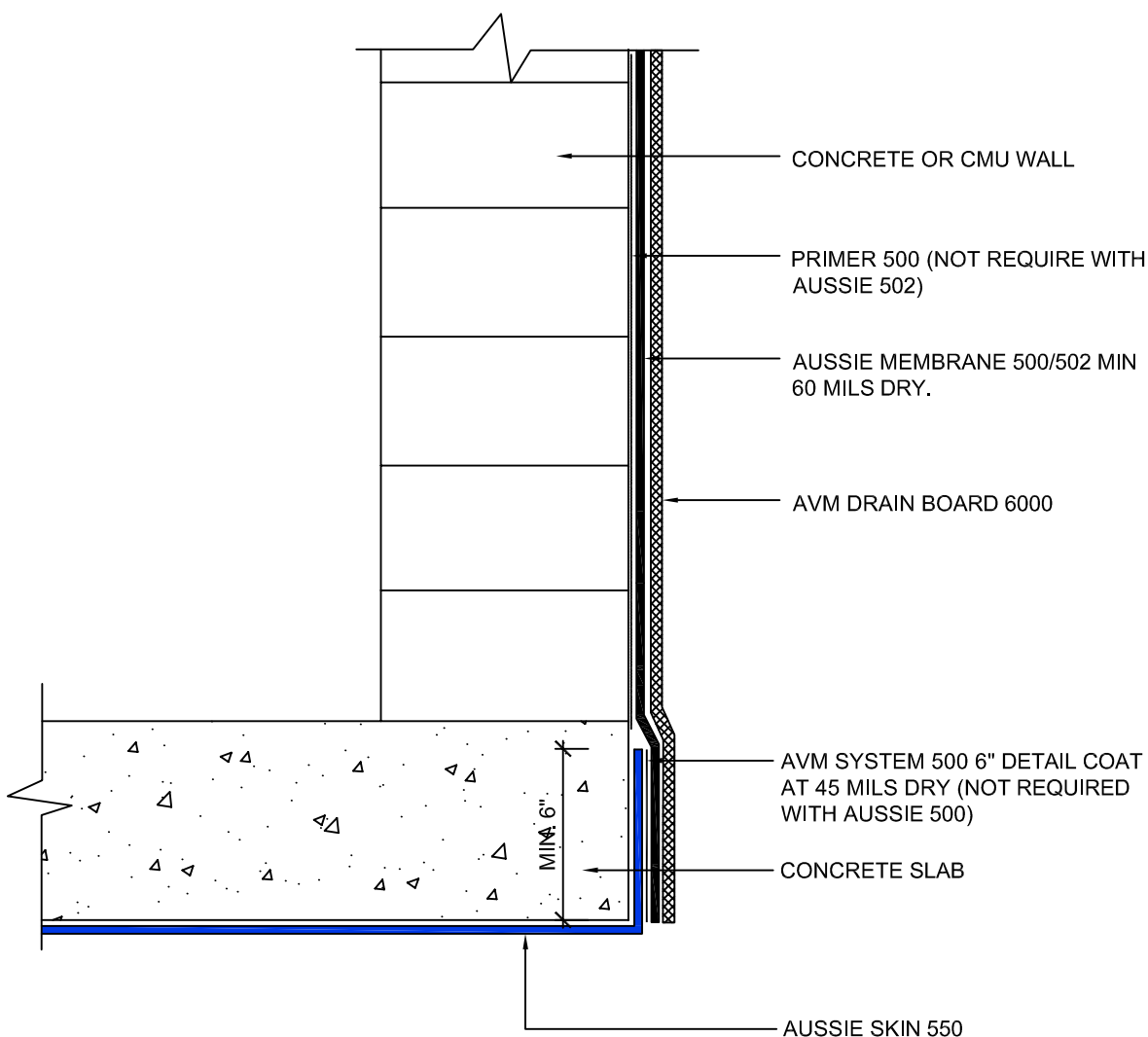
FILE NAME: 0550-0008C

Protected by Copyright - AVM Industries, Inc. Revision Date 7/29/2019

DETAIL #:
AVM-550-0012

AVM System 550
Aussie Skin 550

Aussie Membrane 500/502 Installation over Aussie Skin.

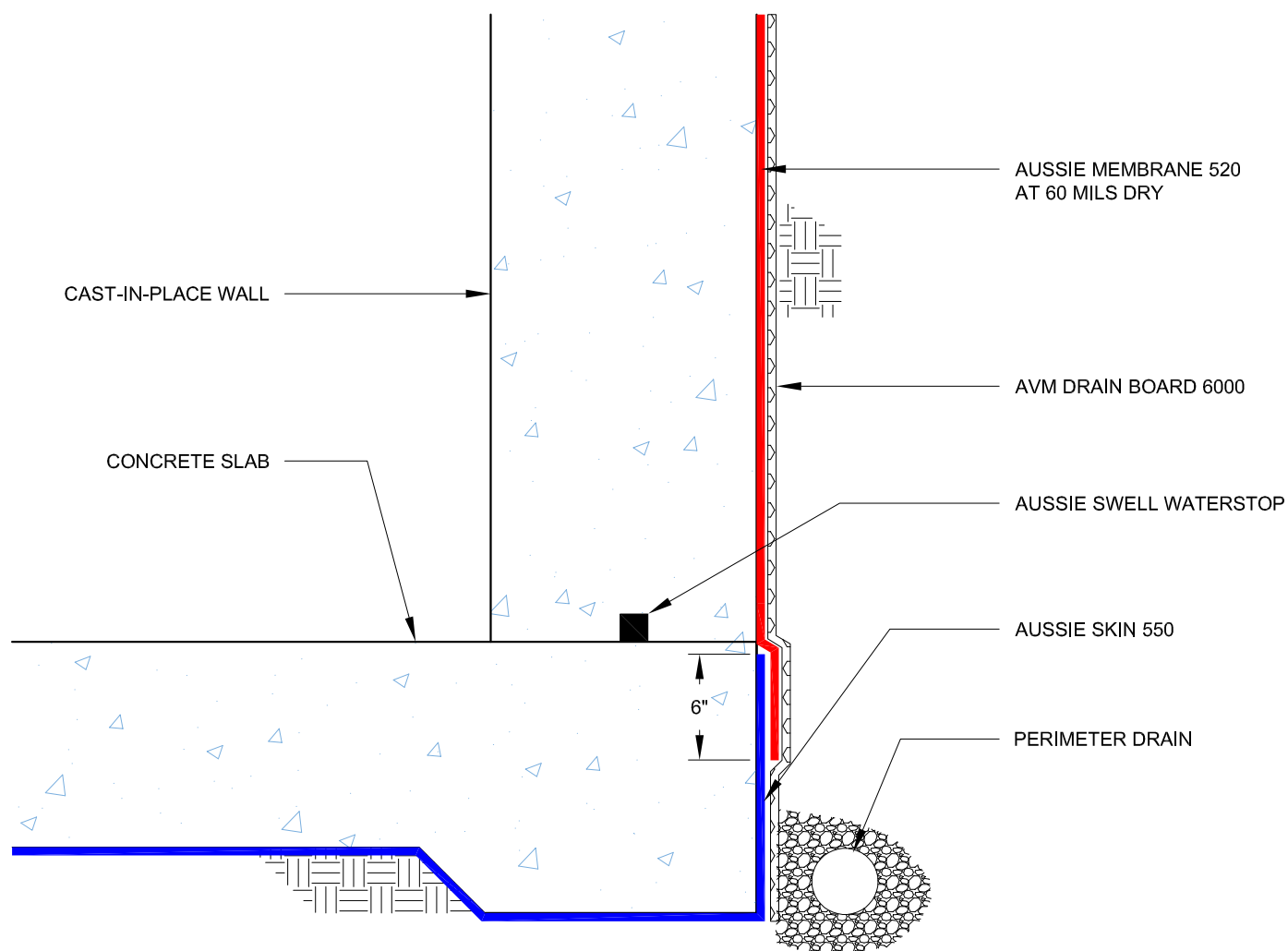


NOTES:

1. Aussie Skin 550 is a Heavy, Duty, Easy to Install, Puncture Resistant Sheet Waterproofing Membrane with added technologies creating excellent adhesion between the membrane and wet Concrete or Shot-Crete.
2. For proper membrane thickness and appropriate protection and drainage, refer to AVM System 500/502 Min Thickness Table.
3. Contact AVM if no drain board or protection board is specified.
4. Below the water table, drain board may be substituted with approved protection layer.

DETAIL #:
0550-0013
AVM System 550
Aussie Skin 550

Flush Slab Transition to Aussie Membrane 520



Notes:

1. Aussie Skin 550 is a Heavy, Duty, Easy to Install, Puncture Resistant Sheet Waterproofing Membrane with added technologies creating excellent adhesion between the membrane and wet Concrete or Shot-Crete.

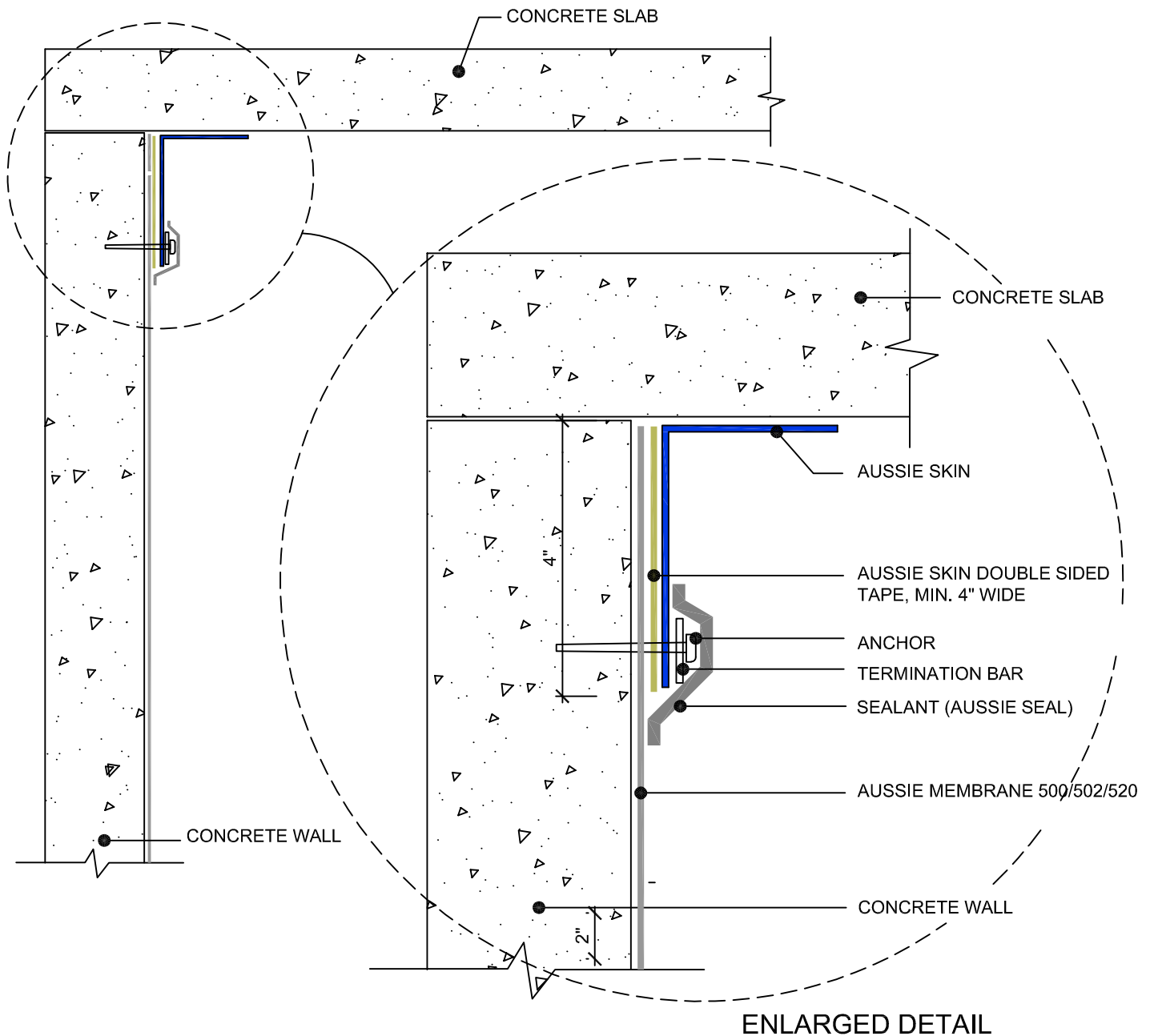
DETAIL #:

AVM-550-0014

AVM System 550

Aussie Skin 550

Aussie Skin Installation over Aussie Membrane 500/502/520.



NOTES:

1. Aussie Skin 550 is a Heavy, Duty, Easy to Install, Puncture Resistant Sheet Waterproofing Membrane with added technologies creating excellent adhesion between the membrane and wet Concrete or Shot-Crete.
2. For proper membrane thickness and appropriate protection and drainage, refer to AVM System 500/502/520 Min Thickness Table.
3. Contact AVM if no drain board or protection board is specified.
4. Below the water table, drain board may be substituted with approved protection layer.

AVM Industries, Inc.
8245 Remmet Ave, Canoga Park, CA 91304

Quality Waterproofing Products

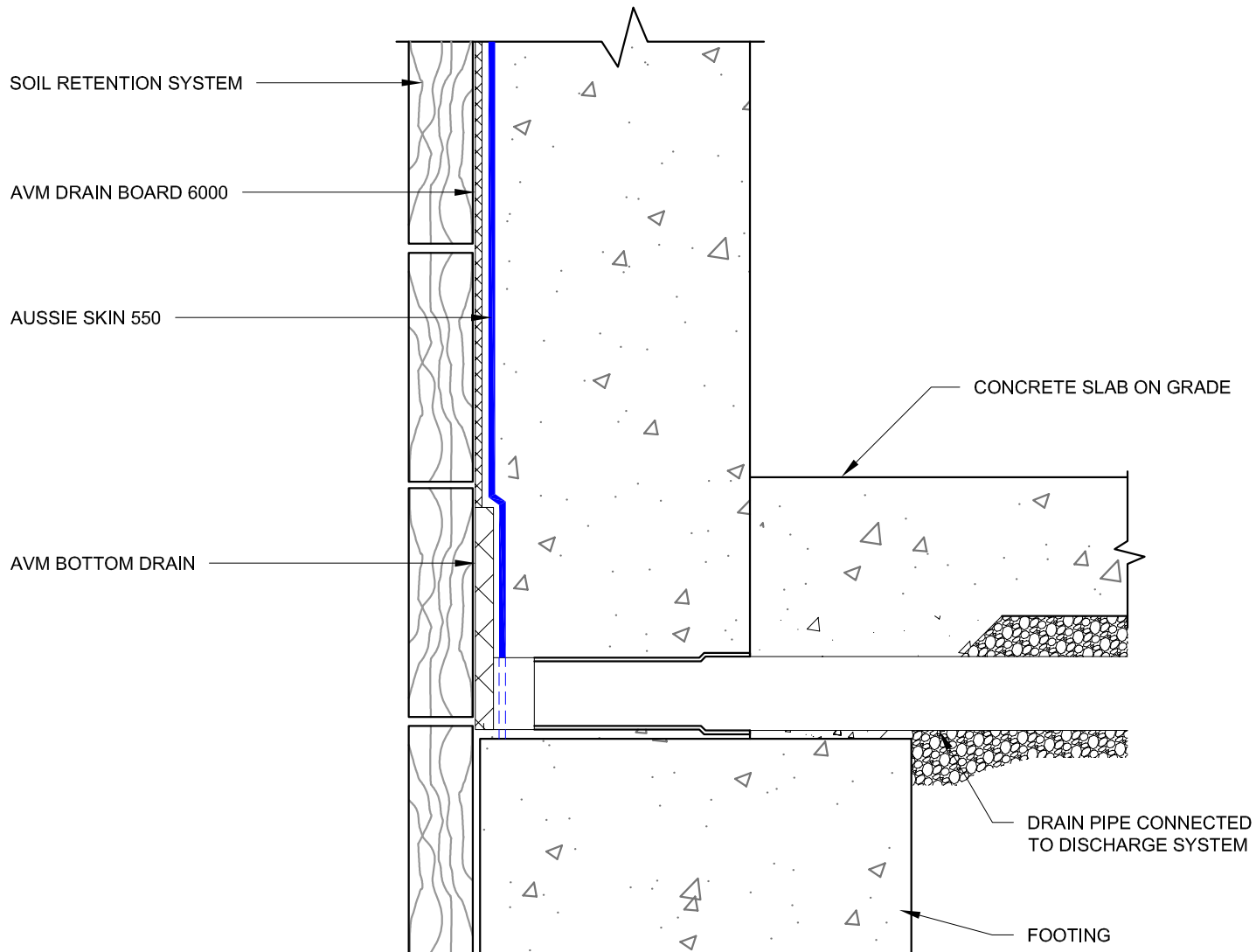
888.414.1041 818.888.0050
www.avmindustries.com

FILE NAME: 0550-0014

Protected by Copyright - AVM Industries, Inc. Revision Date 12/03/18

DETAIL #:
0550-0100
AVM System 550
Aussie Skin 550

Raised Slab Single System (Non-Hydrostatic)



Notes:

1. Aussie Skin 550 is a Heavy, Duty, Easy to Install, Puncture Resistant Sheet Waterproofing Membrane with added technologies creating excellent adhesion between the membrane and wet Concrete or Shot-Crete.

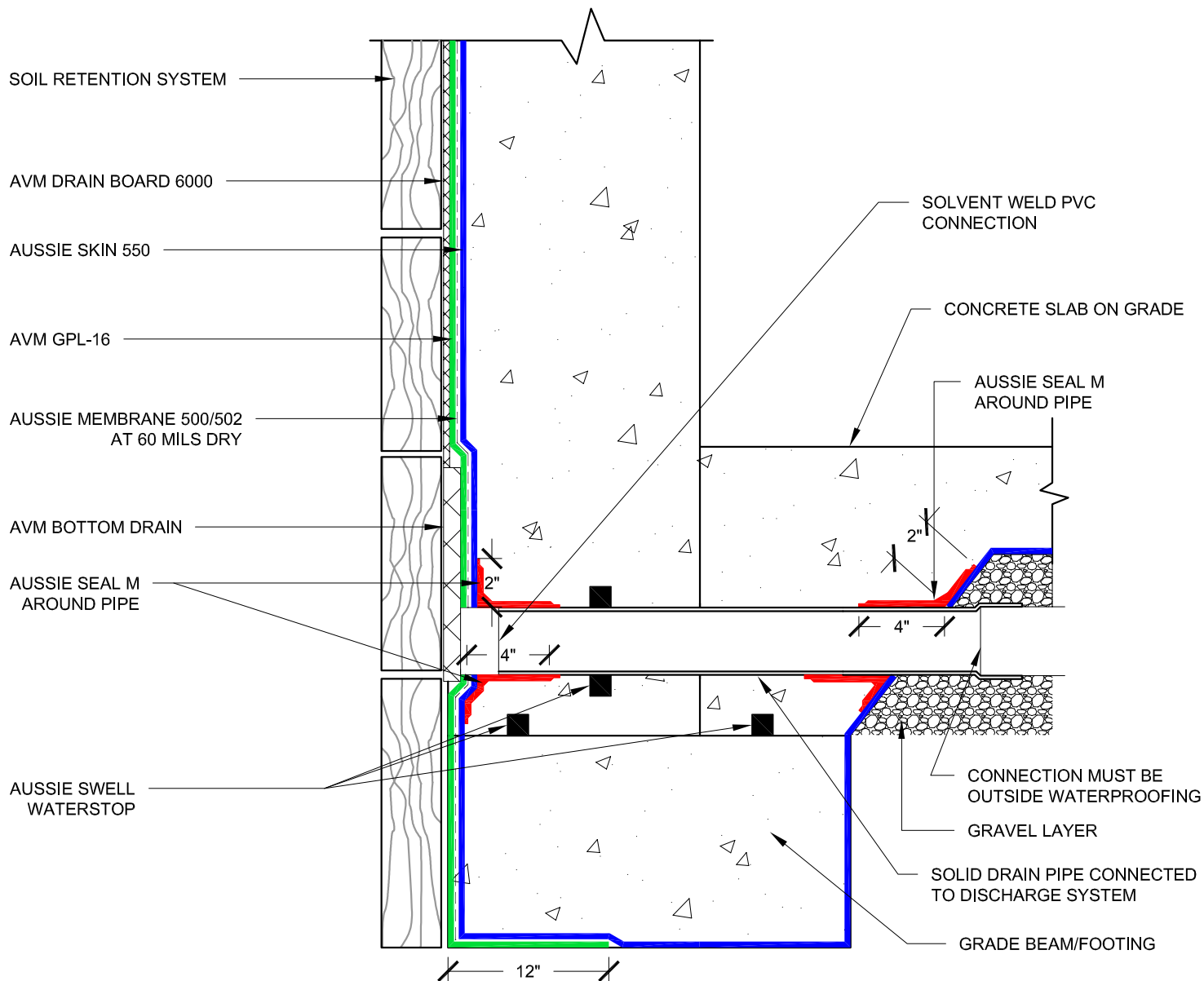
DETAIL #:
0550-0101

AVM System 550

Aussie Skin 550

Dual System Patent Pending

Raised Slab - Dual System

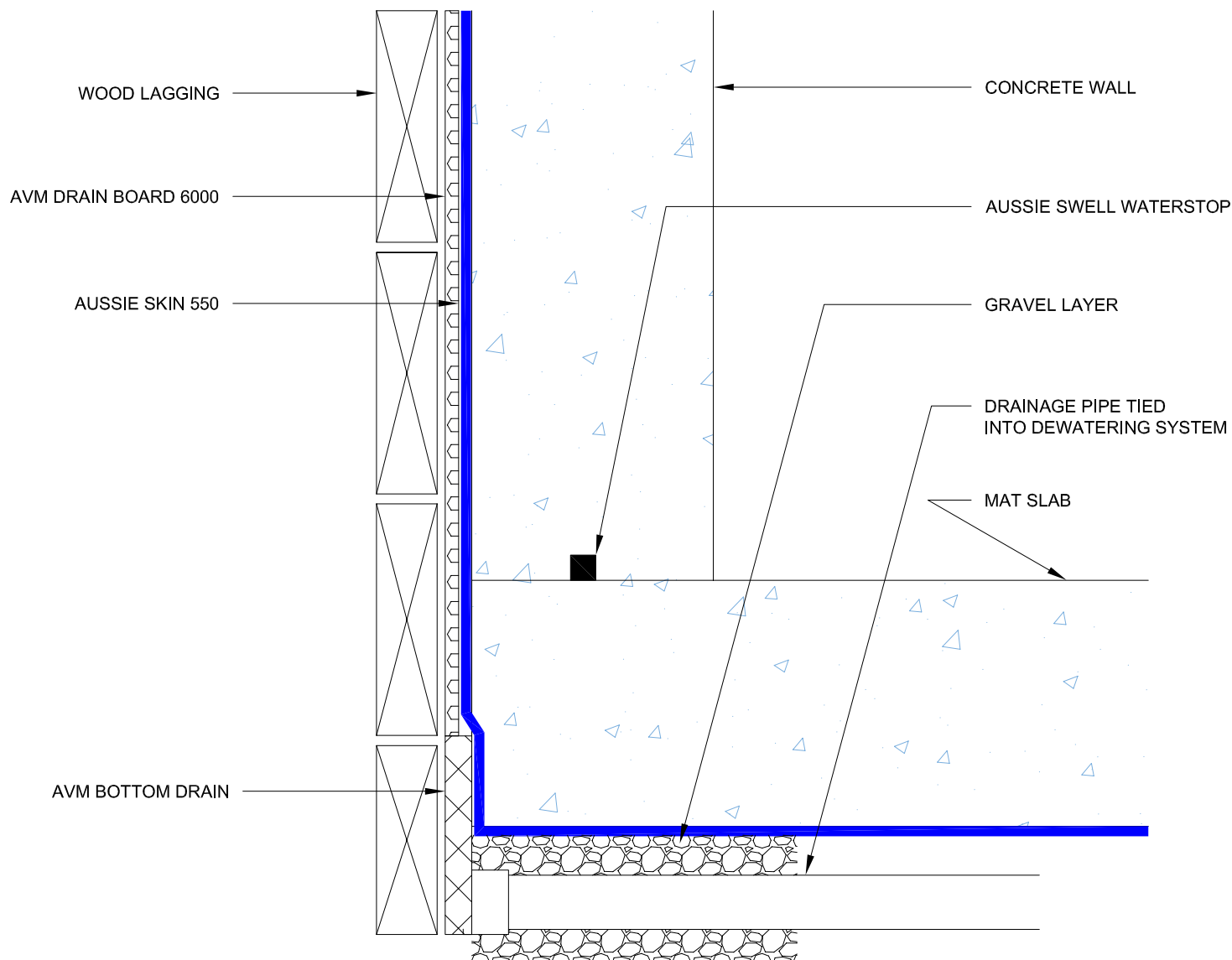


Notes:

1. Aussie Skin 550 is a Heavy, Duty, Easy to Install, Puncture Resistant Sheet Waterproofing Membrane with added technologies creating excellent adhesion between the membrane and wet Concrete or Shot-Crete.

DETAIL #:
0550-0102
AVM System 550
Aussie Skin 550

Mat Slab Drainage System Single System



Notes:

1. Aussie Skin 550 is a Heavy, Duty, Easy to Install, Puncture Resistant Sheet Waterproofing Membrane with added technologies creating excellent adhesion between the membrane and wet Concrete or Shot-Crete.

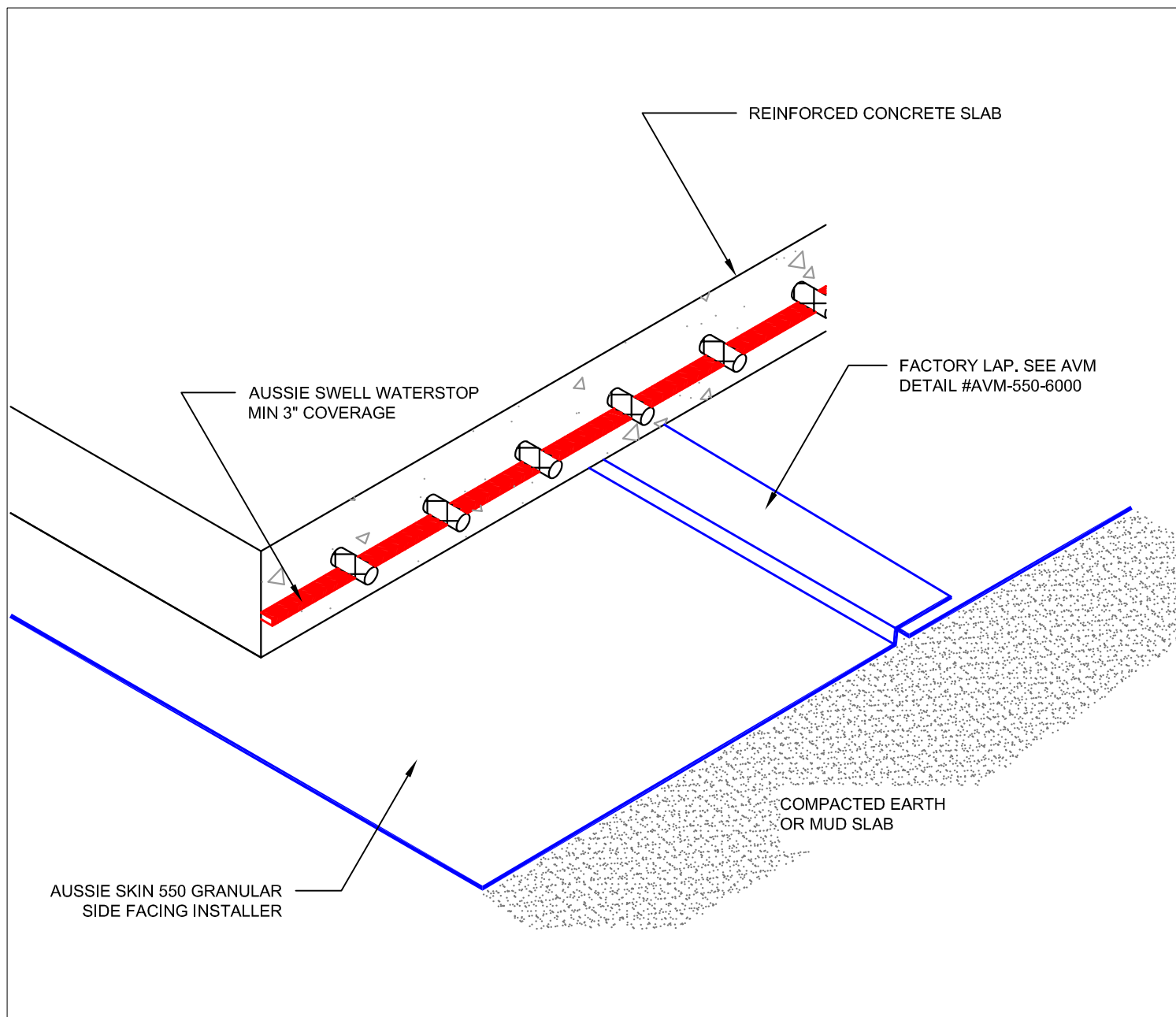
DETAIL #:

AVM-550-1500

AVM System 550

Aussie Skin 550

Under Slab Assembly

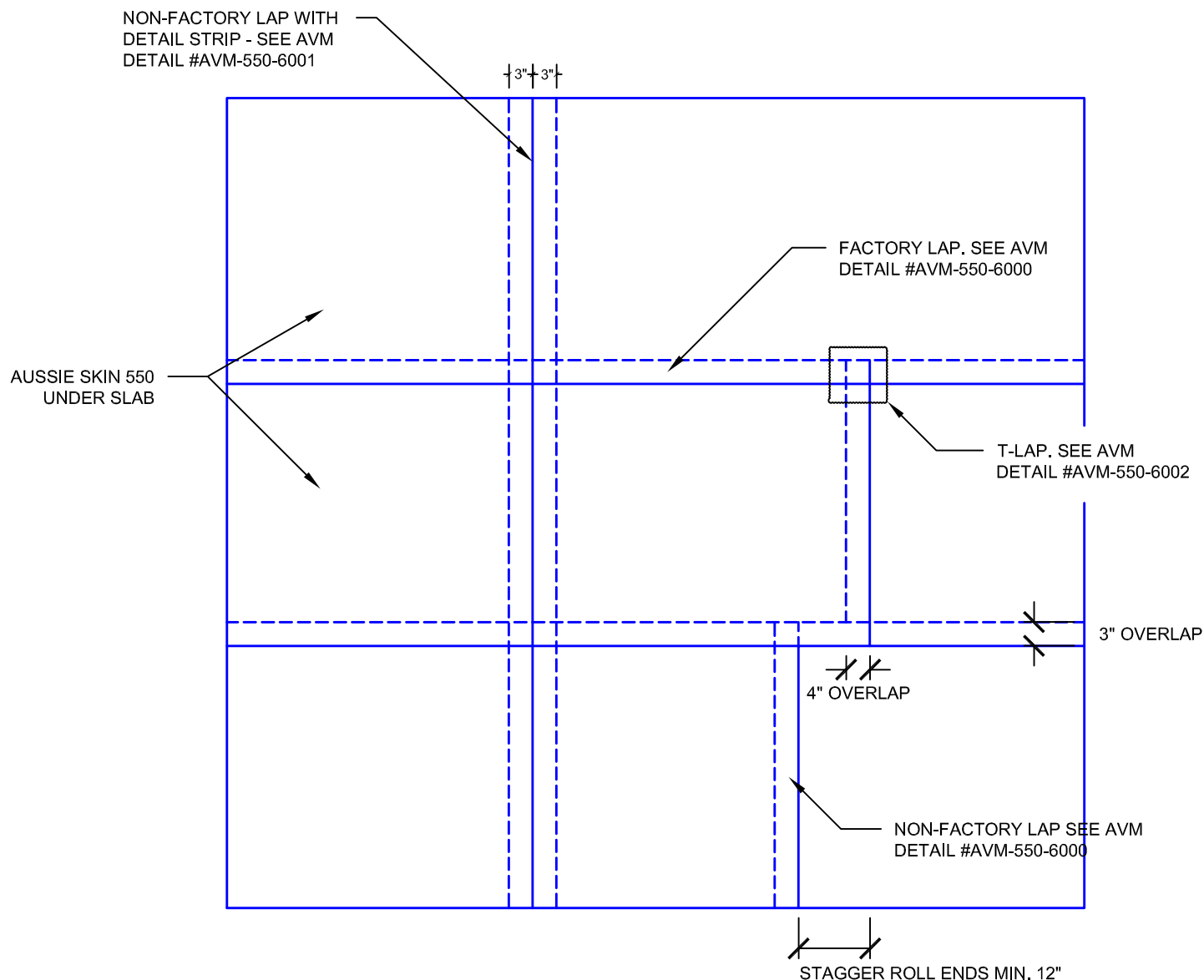


Notes:

1. Aussie Skin 550 is a Heavy, Duty, Easy to Install, Puncture Resistant Sheet Waterproofing Membrane with added technologies creating excellent adhesion between the membrane and wet Concrete or Shot-Crete.
2. All surfaces must be clean and sound before installing the lap joints. (Remove excess sand before applying double sided tape)

DETAIL #:
0550-1501
AVM System 550
Aussie Skin 550

Standard Overlap Spacing



Notes:

1. Aussie Skin 550 is a Heavy, Duty, Easy to Install, Puncture Resistant Sheet Waterproofing Membrane with added technologies creating excellent adhesion between the membrane and wet Concrete or Shot-Crete.
2. All surfaces must be clean and sound before installing the lap joints. (Remove excess sand before applying double sided tape)

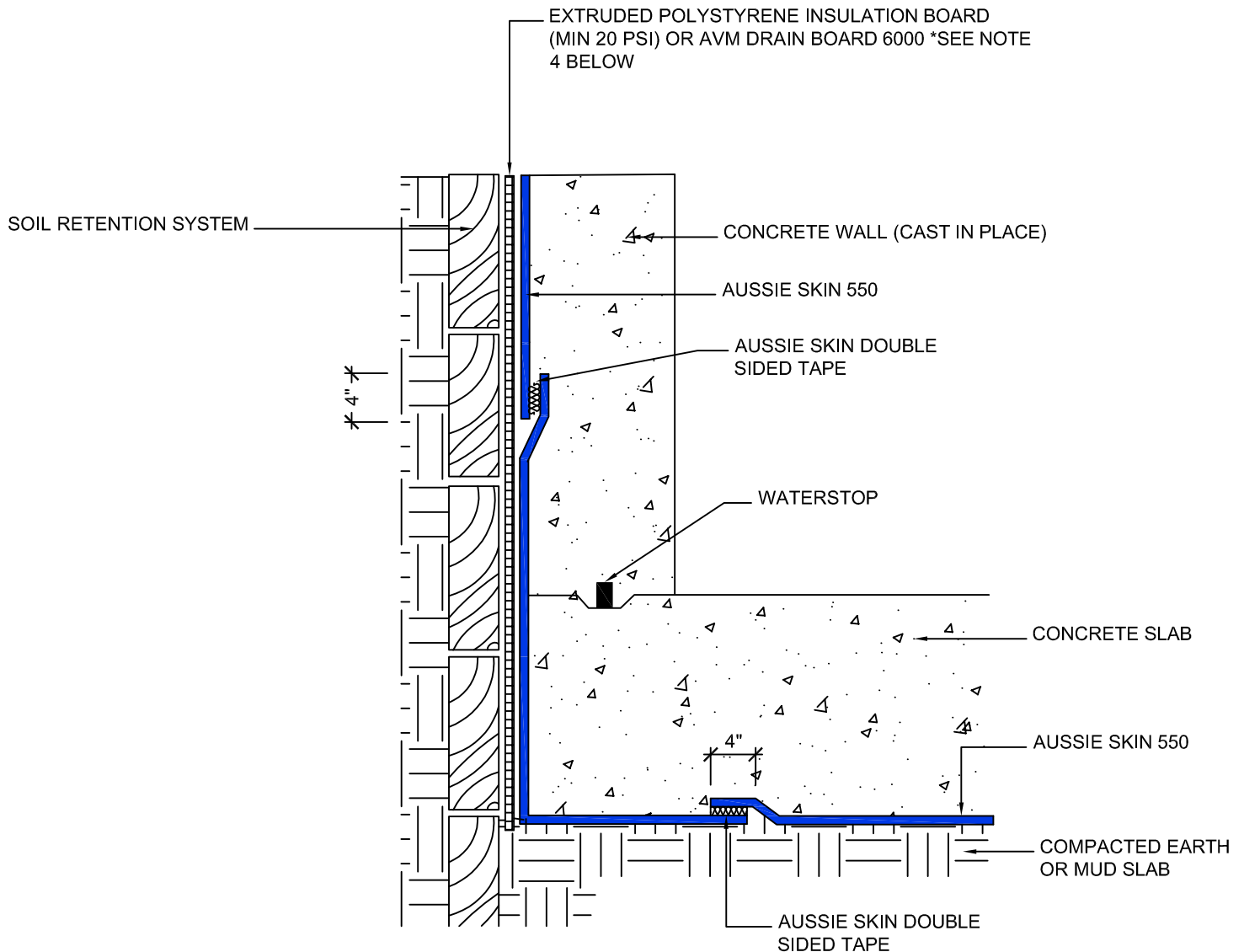
DETAIL #:

AVM-550-1510

AVM System 550

Aussie Skin 550

Blind Side Waterproofing over Lagging, Single System (Hydrostatic)



NOTES:

1. Aussie Skin 550 is a Heavy, Duty, Easy to Install, Puncture Resistant Sheet Waterproofing Membrane with added technologies creating excellent adhesion between the membrane and wet Concrete or Shot-Crete.
2. Contact AVM if no drain board or protection board is specified.
3. All nails, screws etc used to hang the Aussie Skin above the water table must be non-rusting and sealed with AVM approved Sealant.
4. Drain board must be connected to a permanent dewatering system if used in hydrostatic conditions.
5. Not approved for shot-crete below the water table.

AVM Industries, Inc.
8245 Remmet Ave, Canoga Park, CA 91304

Quality Waterproofing Products

888.414.1041 818.888.0050
www.avmindustries.com

FILE NAME: 0550-1510

Protected by Copyright - AVM Industries, Inc. Revision Date 1/14/2019

DETAIL #:

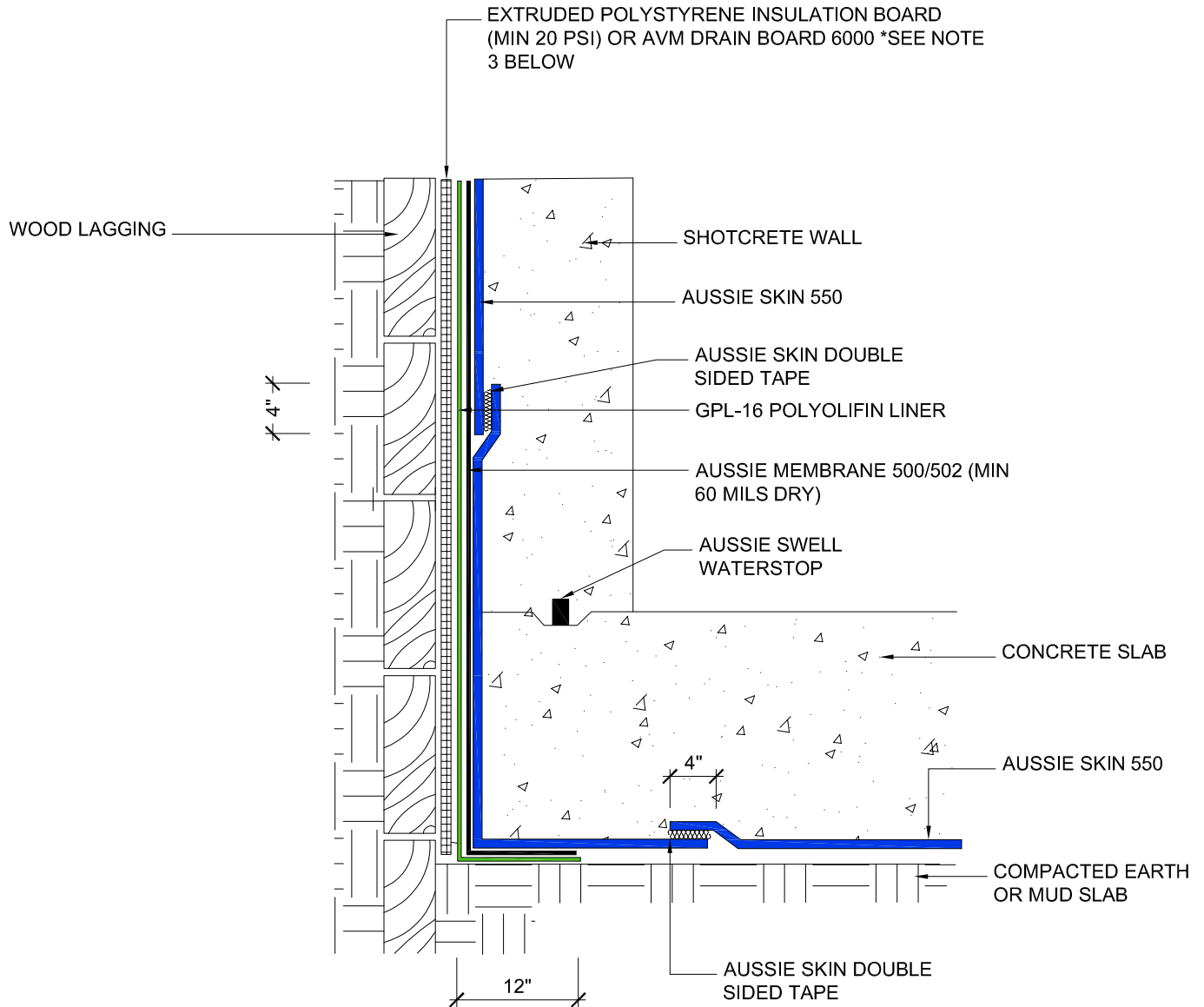
AVM-550-1520

AVM System 550

Aussie Skin 550

Dual System Patent Pending

Blind Side Waterproofing over Lagging, Dual System (Hydrostatic)



NOTES:

1. Aussie Skin 550 is a Heavy, Duty, Easy to Install, Puncture Resistant Sheet Waterproofing Membrane with added technologies creating excellent adhesion between the membrane and wet Concrete or Shot-Crete.
2. For proper membrane thickness and appropriate protection and drainage, refer to AVM System 500/502 Min Thickness Table.
3. Drain board must be connected to a permanent dewatering system if used in hydrostatic conditions.

Installation Below Water Table / Hydrostatic Conditions

1. All nails, screws etc used to hang the Aussie Skin below the water table must be non-rusting and sealed with a 3"x3" patch of Aussie Skin 550 bonded with Aussie tape.
2. Contact AVM for appropriate water stop system to be used.
3. Below the water table, drain board may be substituted with approved protection layer.

AVM Industries, Inc.
8245 Remmet Ave, Canoga Park, CA 91304

Quality Waterproofing Products

888.414.1041 818.888.0050
www.avmindustries.com

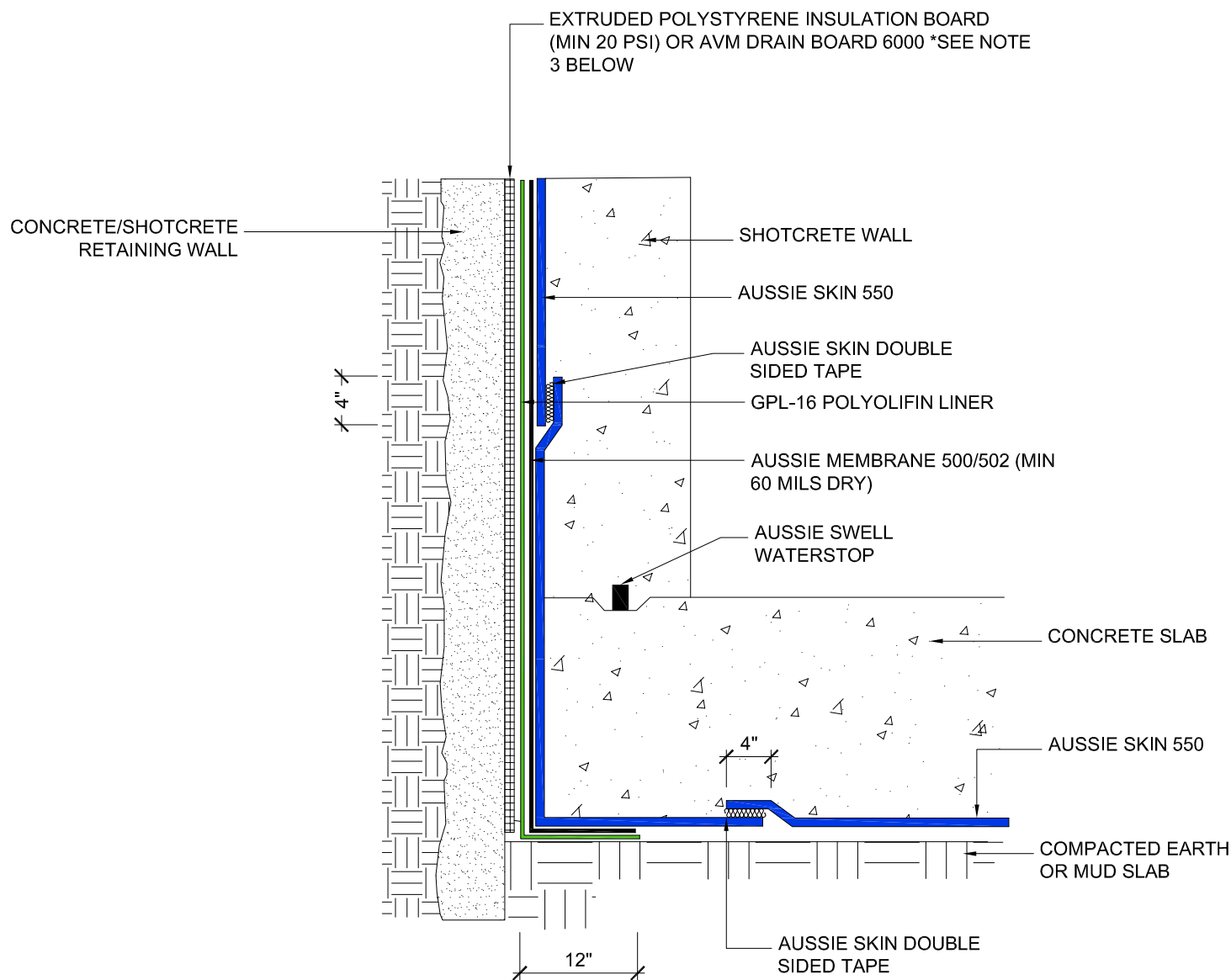
FILE NAME: 0550-1520

Protected by Copyright - AVM Industries, Inc. Revision Date 1/28/2019

AVM-550-1521

Aussie Skin 550

Blind Side Waterproofing over Concrete/Shotcrete, Dual System (Hdrostatic)



1. Aussie Skin 550 is a Heavy, Duty, Easy to Install, Puncture Resistant Sheet Waterproofing Membrane with added technologies creating excellent adhesion between the membrane and wet Concrete or Shot-Crete.
2. For proper membrane thickness and appropriate protection and drainage, refer to AVM System 500/502 Min Thickness Table.
3. Drain board must be connected to a permanent dewatering system if used in hydrostatic conditions.

1. All nails, screws etc used to hang the Aussie Skin below the water table must be non-rusting and sealed with a 3"x3" patch of Aussie Skin 550 bonded with Aussie tape.
2. Contact AVM for appropriate water stop system to be used.
3. Below the water table, drain board may be substituted with approved protection layer.

Quality Waterproofing Products

888.414.1041 818.888.0050
www.avmindustries.com

Protected by Copyright - AVM Industries, Inc. Revision Date 1/28/2019

DETAIL #:

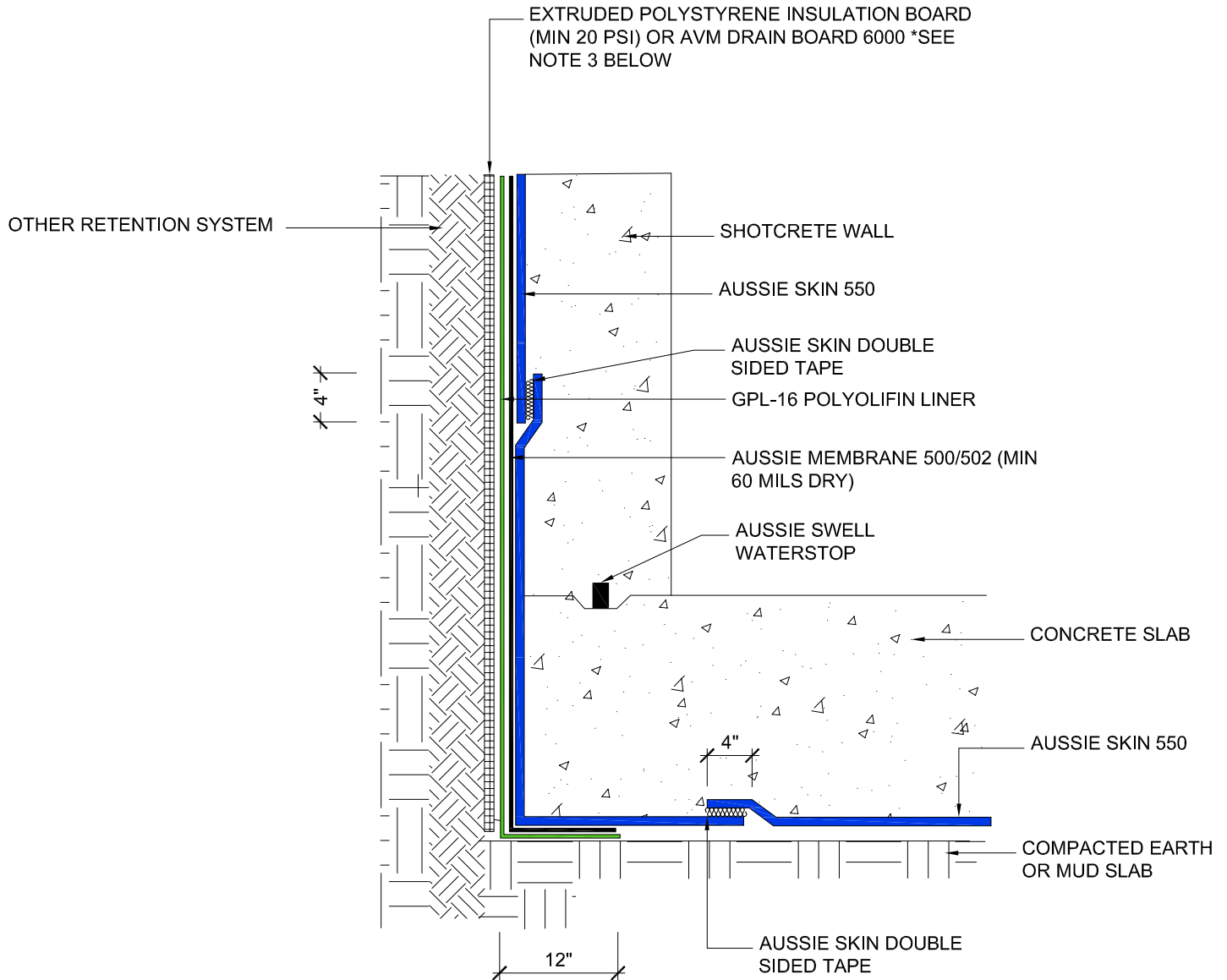
AVM-550-1522

AVM System 550

Aussie Skin 550

Dual System Patent Pending

Blind Side Waterproofing over Soil
Retention System (other), Dual System
(Below Water Table)



NOTES:

1. Aussie Skin 550 is a Heavy, Duty, Easy to Install, Puncture Resistant Sheet Waterproofing Membrane with added technologies creating excellent adhesion between the membrane and wet Concrete or Shot-Crete.
2. For proper membrane thickness and appropriate protection and drainage, refer to AVM System 500/502 Min Thickness Table.
3. Drain board must be connected to a permanent dewatering system if used in hydrostatic conditions.

Installation Below Water Table / Hydrostatic Conditions

1. All nails, screws etc used to hang the Aussie Skin below the water table must be non-rusting and sealed with a 3"x3" patch of Aussie Skin 550 bonded with Aussie tape.
2. Contact AVM for appropriate water stop system to be used.
3. Below the water table, drain board may be substituted with approved protection layer.

AVM Industries, Inc.
8245 Remmet Ave, Canoga Park, CA 91304

Quality Waterproofing Products

888.414.1041 818.888.0050
www.avmindustries.com

FILE NAME: 0550-1522

Protected by Copyright - AVM Industries, Inc. Revision Date 1/28/2019

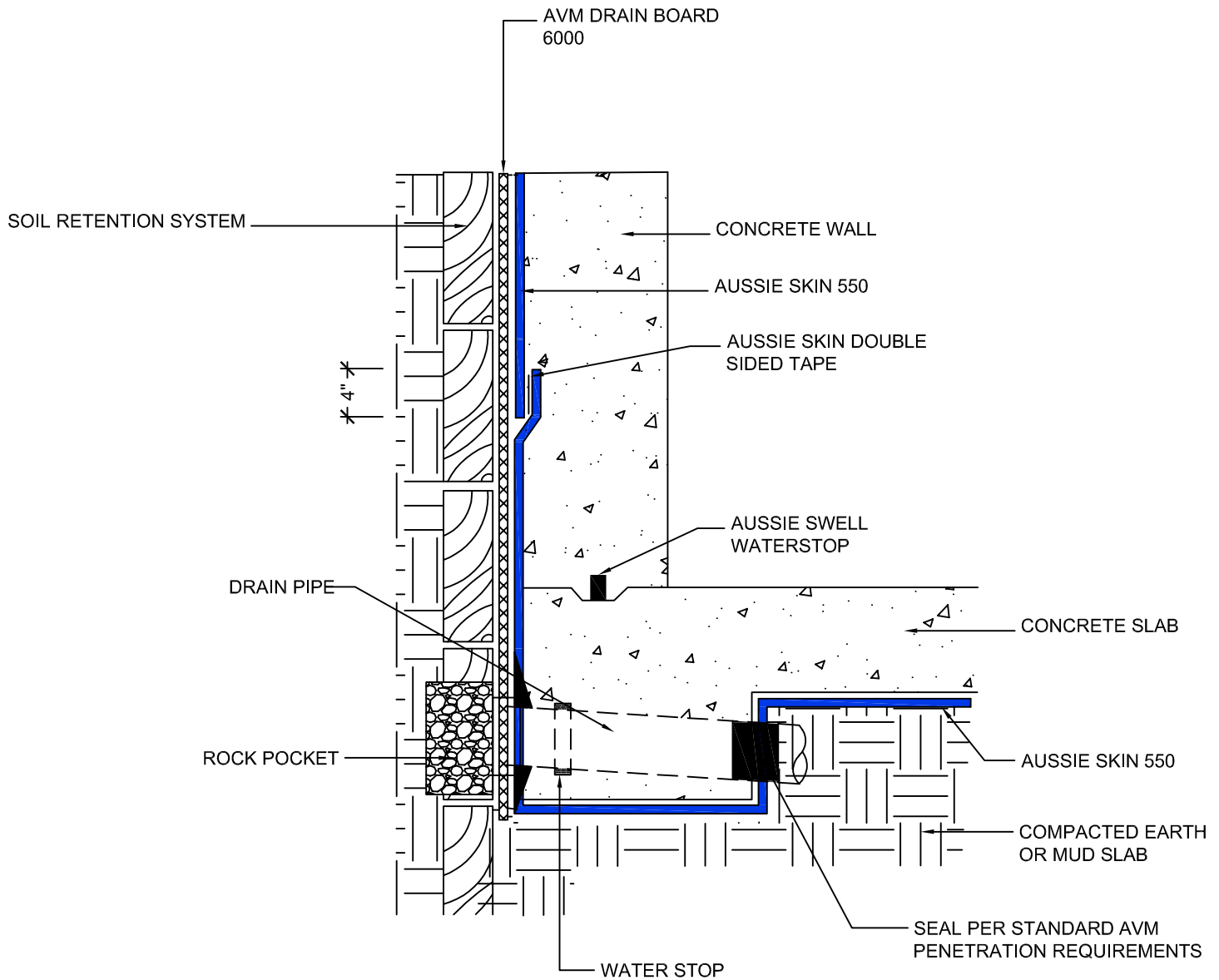
DETAIL #:

AVM-550-1524

AVM System 550

Aussie Skin 550

Blind Side Waterproofing over Lagging, Rock Pocket Detail - Non-Hydrostatic



NOTES:

1. Aussie Skin 550 is a Heavy, Duty, Easy to Install, Puncture Resistant Sheet Waterproofing Membrane with added technologies creating excellent adhesion between the membrane and wet Concrete or Shot-Crete.
2. For proper membrane thickness and appropriate protection and drainage, refer to AVM System 500/502 Min Thickness Table.
3. Contact AVM if no drain board or protection board is specified.

Below Water Table Installations

1. For Aussie Skin Installations below the water table contact AVM to verify ALL details!
2. All nails, screws etc used to hang the Aussie Skin below the water table must be non-rusting and sealed with a 3"x3" patch of Aussie Skin 550 bonded with Aussie tape.
3. Contact AVM for appropriate water stop system to be used.
4. Reinforce the Aussie Membrane with AVM Mat 800 at all joints, transitions, penetrations, etc.

AVM Industries, Inc.
8245 Remmet Ave, Canoga Park, CA 91304

Quality Waterproofing Products

888.414.1041 818.888.0050
www.avmindustries.com

FILE NAME: 0550-1524

Protected by Copyright - AVM Industries, Inc. Revision Date 3/26/2019

DETAIL #:

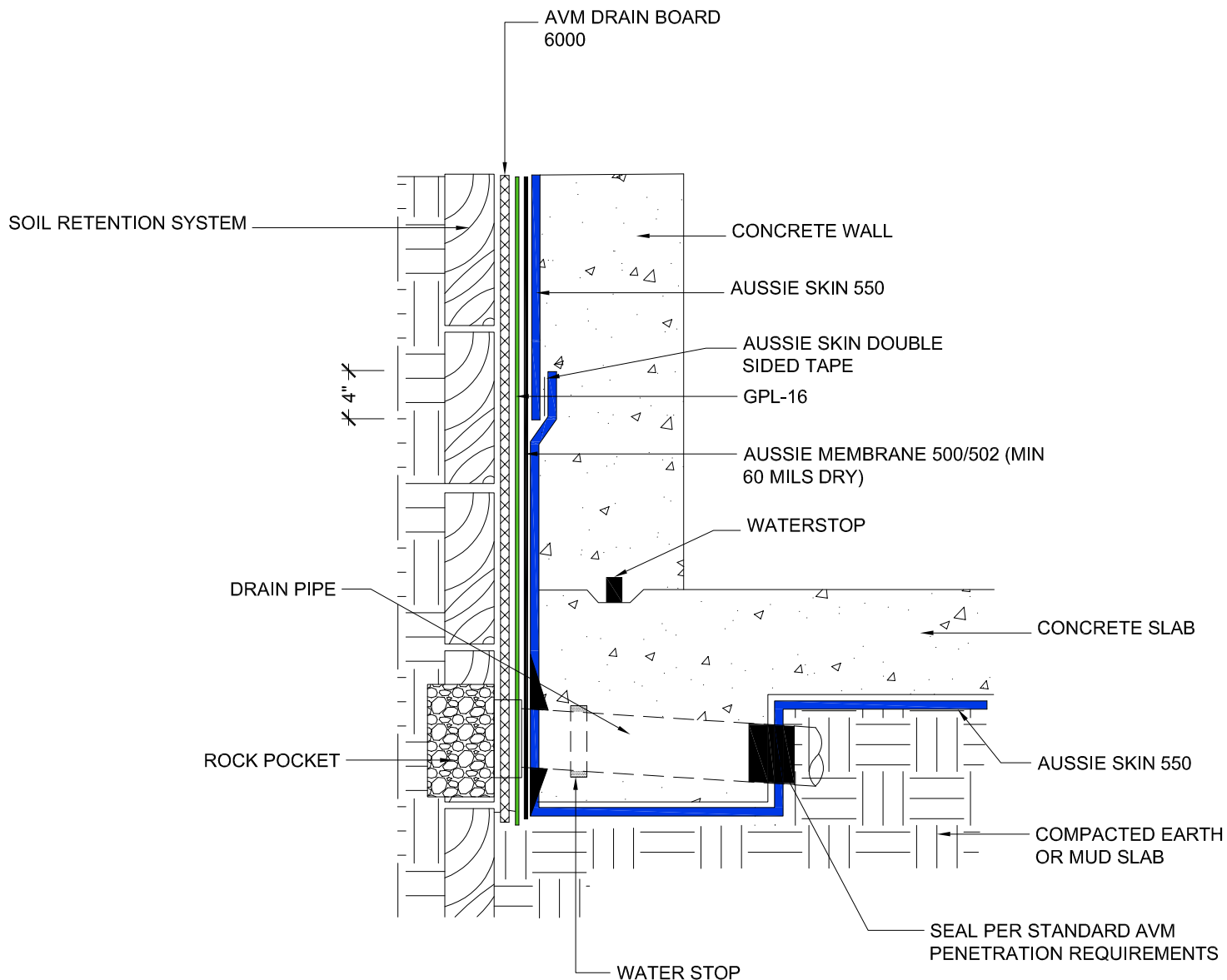
AVM-550-1525

AVM System 550

Aussie Skin 550

Dual System Patent Pending

Blind Side Waterproofing over Lagging, Rock Pocket Detail



NOTES:

1. Aussie Skin 550 is a Heavy, Duty, Easy to Install, Puncture Resistant Sheet Waterproofing Membrane with added technologies creating excellent adhesion between the membrane and wet Concrete or Shot-Crete.
2. For proper membrane thickness and appropriate protection and drainage, refer to AVM System 500/502 Min Thickness Table.
3. Contact AVM if no drain board or protection board is specified.

Below Water Table Installations

1. For Aussie Skin Installations below the water table contact AVM to verify ALL details!
2. All nails, screws etc used to hang the Aussie Skin below the water table must be non-rusting and sealed with a 3"x3" patch of Aussie Skin 550 bonded with Aussie tape.
3. Contact AVM for appropriate water stop system to be used.
4. Reinforce the Aussie Membrane with AVM Mat 800 at all joints, transitions, penetrations, etc.

AVM Industries, Inc.
8245 Remmet Ave, Canoga Park, CA 91304

Quality Waterproofing Products

888.414.1041 818.888.0050
www.avmindustries.com

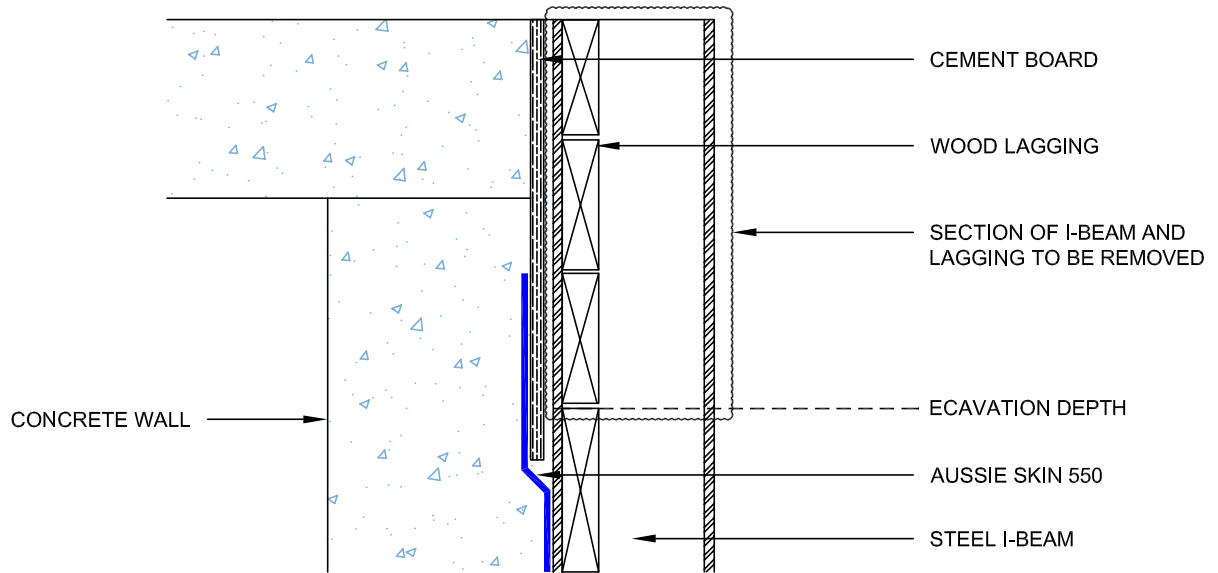
FILE NAME: 0550-1525

Protected by Copyright - AVM Industries, Inc. Revision Date 3/10/2017

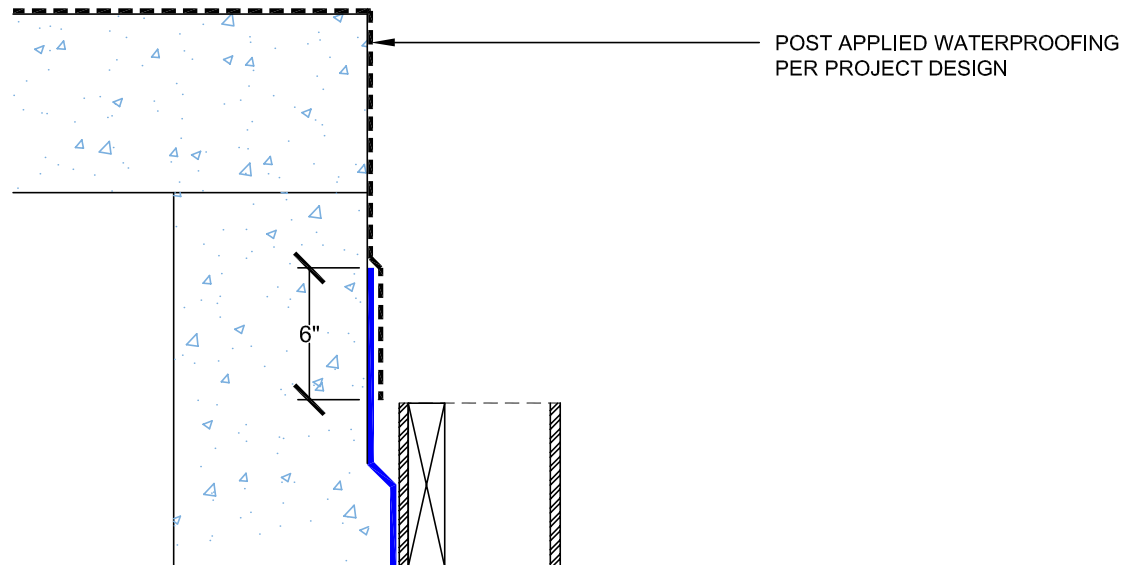
Lagging Board Removal at Grade



STEP 1



STEP 2



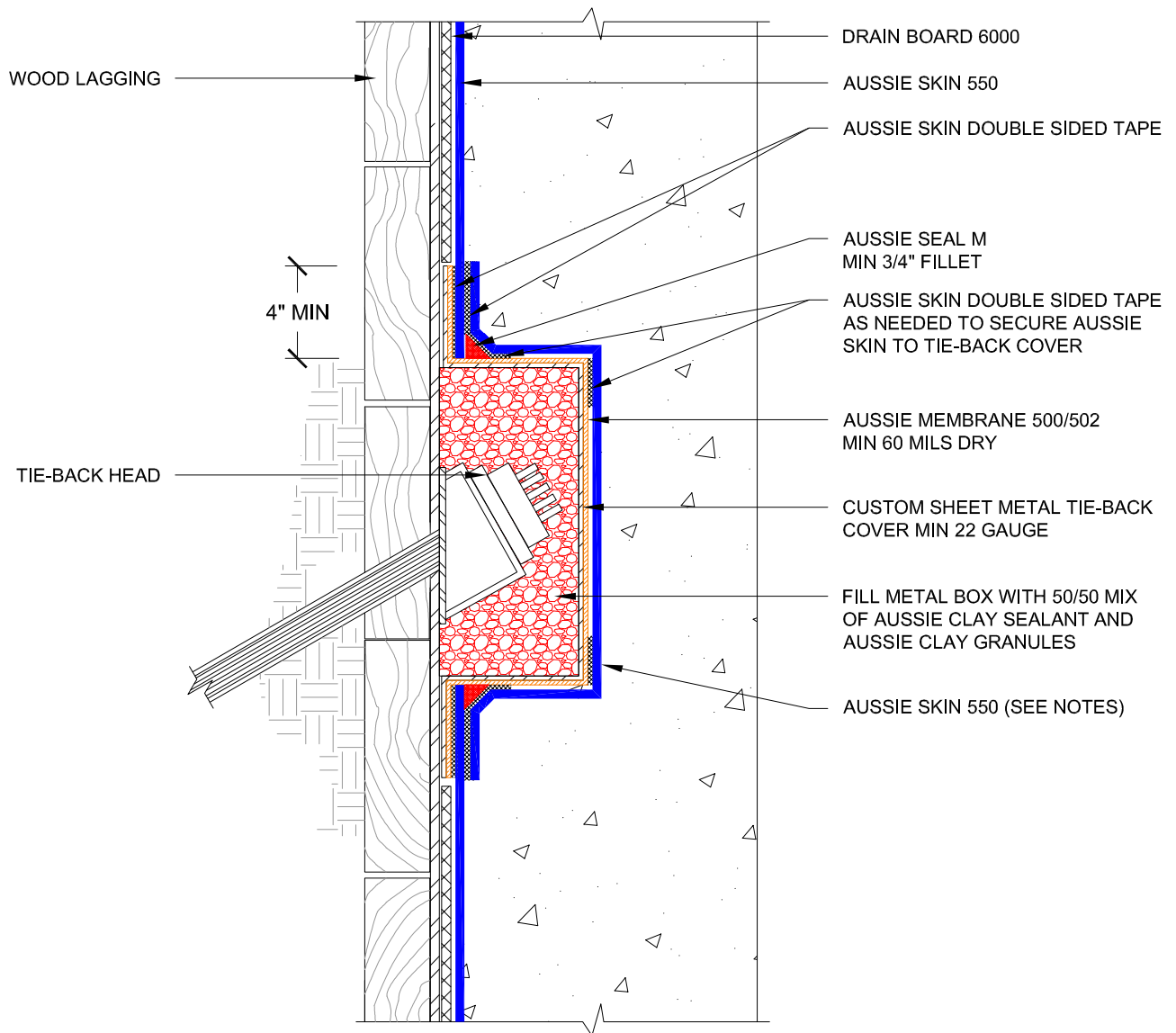
Notes:

1. Aussie Skin 550 is a Heavy, Duty, Easy to Install, Puncture Resistant Sheet Waterproofing Membrane with added technologies creating excellent adhesion between the membrane and wet Concrete or Shot-Crete.

DETAIL #:
AVM-550-1530A

Aussie Skin 550

Metal Tie-Back Cover Single System (Non-Hydrostatic)



Notes:

1. Aussie Skin 550 is a Heavy, Duty, Easy to Install, Puncture Resistant Sheet Waterproofing Membrane with added technologies creating excellent adhesion between the membrane and wet Concrete or Shot-Crete.
2. Contact AVM if no drain board or protection board is specified.
3. Relief cuts may be needed to form Aussie Skin around tie-back cover. All relief cuts should be covered with Sanded Tape.
4. All nails, screws etc used to hang the Aussie Skin above the water table must be non-rusting and sealed with AVM approved Sealant.
5. Not approved for shotcrete below water table.

AVM Industries, Inc.
8245 Remmet Ave, Canoga Park, CA 91304

Quality Waterproofing Products

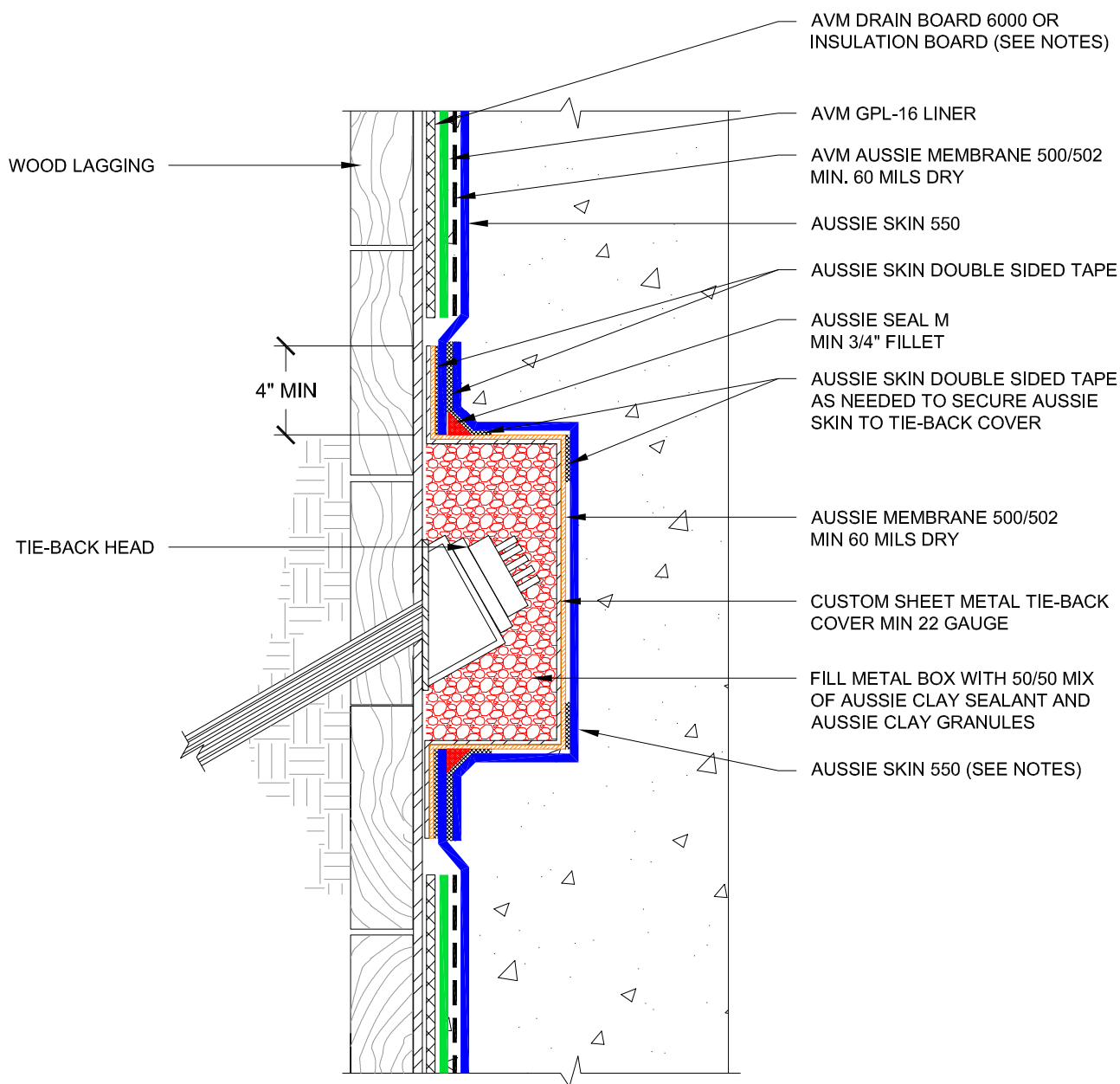
888.414.1041 818.888.0050
www.avmindustries.com

FILE NAME: 0550-1530A

Protected by Copyright - AVM Industries, Inc. Revision Date 3/7/2019

Aussie Skin 550

Metal Tie-Back Cover Dual Layer System



1. Aussie Skin 550 is a Heavy, Duty, Easy to Install, Puncture Resistant Sheet Waterproofing Membrane with added technologies creating excellent adhesion between the membrane and wet Concrete or Shot-Crete.
2. Contact AVM if no drain board or protection board is specified.
3. Relief cuts may be needed to form Aussie Skin around tie-back cover. All relief cuts should be covered with Sanded Tape.
4. All nails, screws etc used to hang the Aussie Skin above the water table must be non-rusting and sealed with AVM approved Sealant.
5. Drain board must be connected to a permanent dewatering system if used in hydrostatic conditions

888.414.1041 818.888.0050
www.avmindustries.com

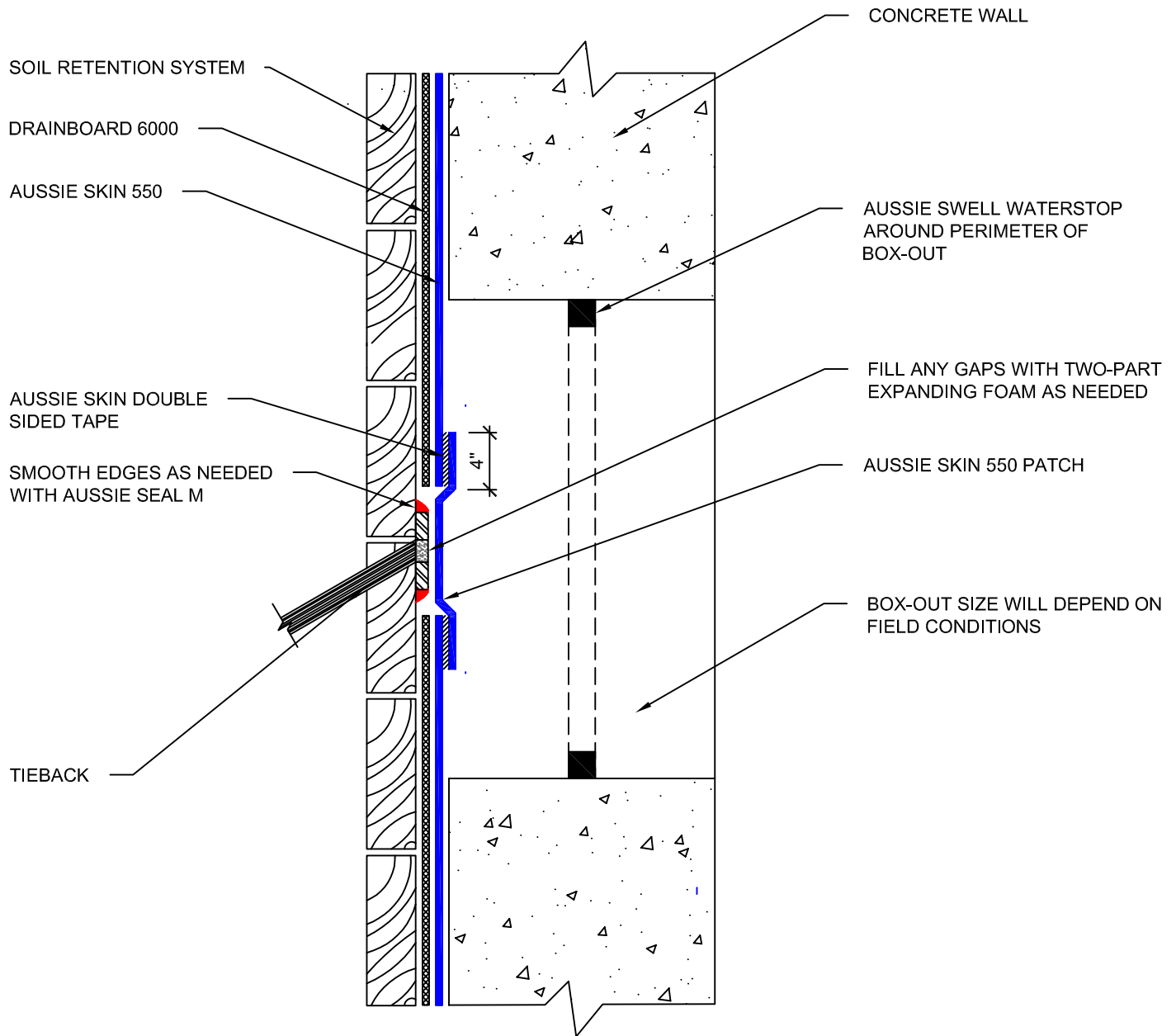
Protected by Copyright - AVM Industries, Inc. Revision Date 3/7/2019

DETAIL #:

AVM-550-1531A

Aussie Skin 550

Detensioned Tie-Back Box-out Single System (Non-Hydrostatic)



NOTES:

1. Aussie Skin 550 is a Heavy, Duty, Easy to Install, Puncture Resistant Sheet Waterproofing Membrane with added technologies creating excellent adhesion between the membrane and wet Concrete or Shot-Crete.
2. Contact AVM if no drain board or protection board is specified.
3. All nails, screws etc used to hang the Aussie Skin above the water table must be non-rusting and sealed with AVM approved Sealant.

AVM Industries, Inc.
8245 Remmet Ave, Canoga Park, CA 91304

Quality Waterproofing Products

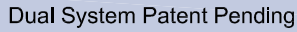
888.414.1041 818.888.0050
www.avmindustries.com

FILE NAME: 0550-1531A

Protected by Copyright - AVM Industries, Inc. Revision Date 3/7/2019

AVM-550-1531B

Detensioned Tie-Back Box-out Dual System (Hydrostatic)



1. Aussie Skin 550 is a Heavy, Duty, Easy to Install, Puncture Resistant Sheet Waterproofing Membrane with added technologies creating excellent adhesion between the membrane and wet Concrete or Shot-Crete.
2. Contact AVM if no drain board or protection board is specified.
3. All nails, screws etc used to hang the Aussie Skin above the water table must be non-rusting and sealed with AVM approved Sealant.

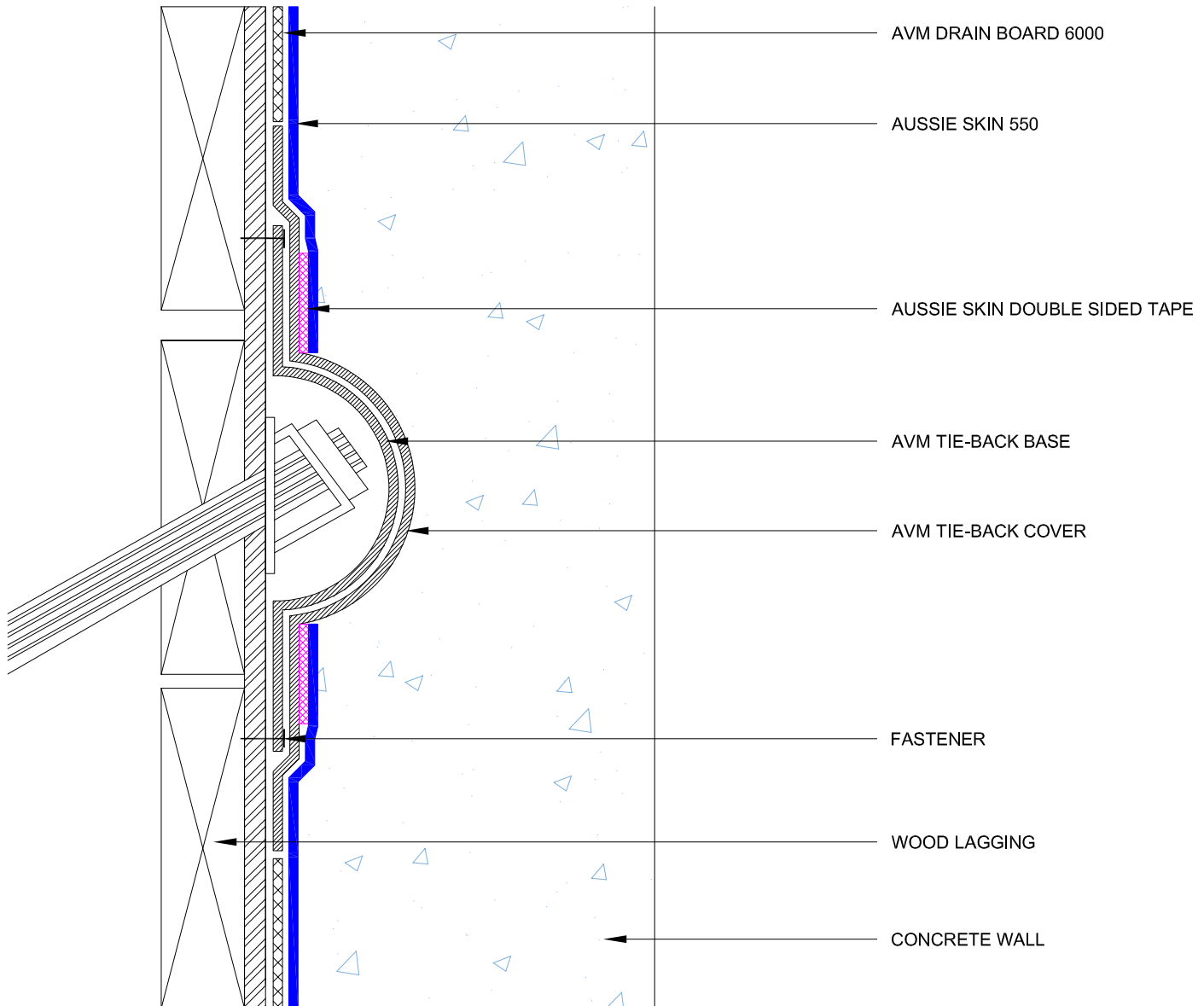
Quality Waterproofing Products

888.414.1041 818.888.0050
www.avmindustries.com

Protected by Copyright - AVM Industries, Inc. Revision Date 3/7/2019

DETAIL #:
0550-1532A
AVM System 550
Aussie Skin 550

Tie-Back Cover Single System

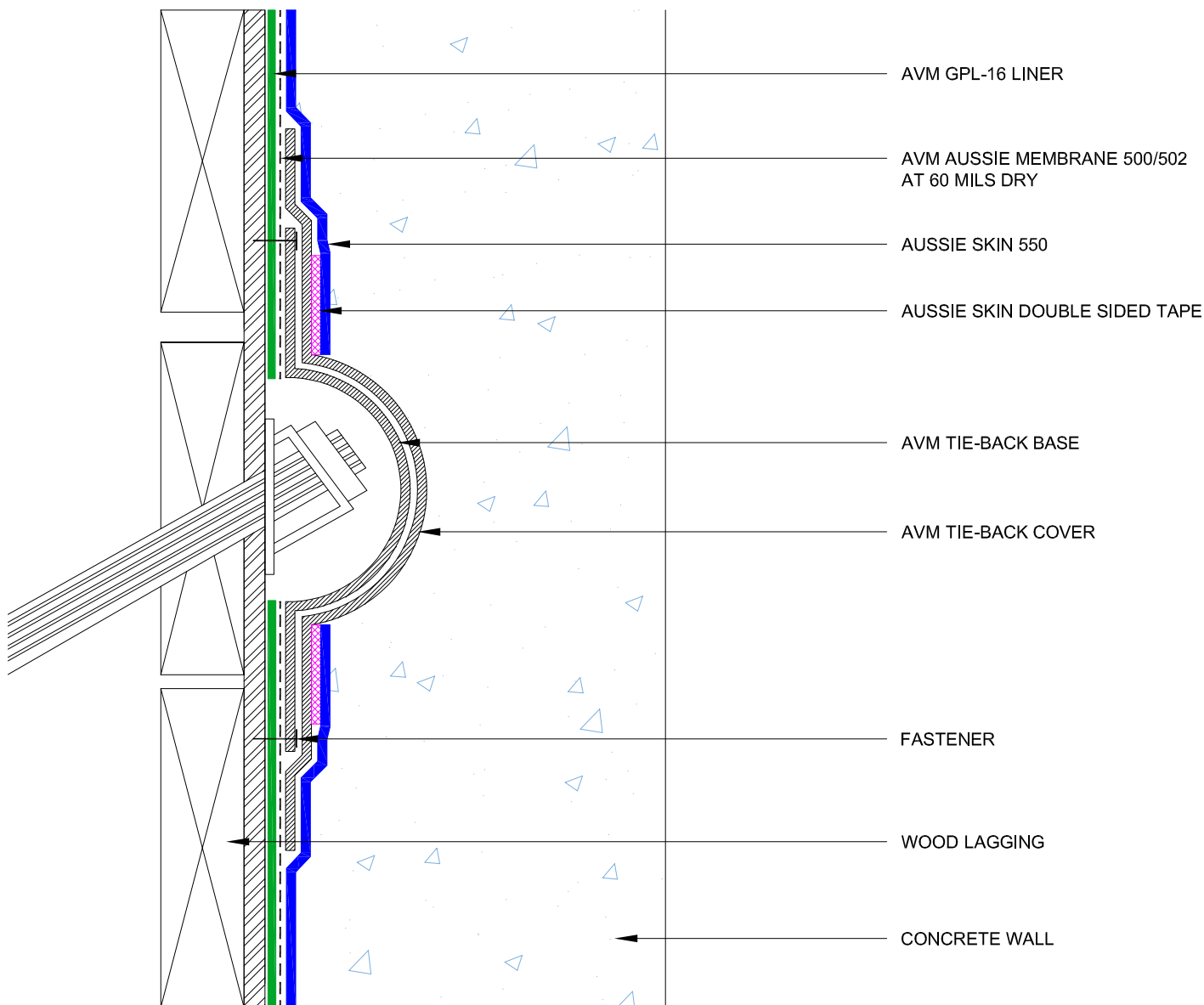


Notes:

1. Aussie Skin 550 is a Heavy, Duty, Easy to Install, Puncture Resistant Sheet Waterproofing Membrane with added technologies creating excellent adhesion between the membrane and wet Concrete or Shot-Crete.

DETAIL #:
0550-1532B
AVM System 550
Aussie Skin 550

Tie-Back Cover Dual System

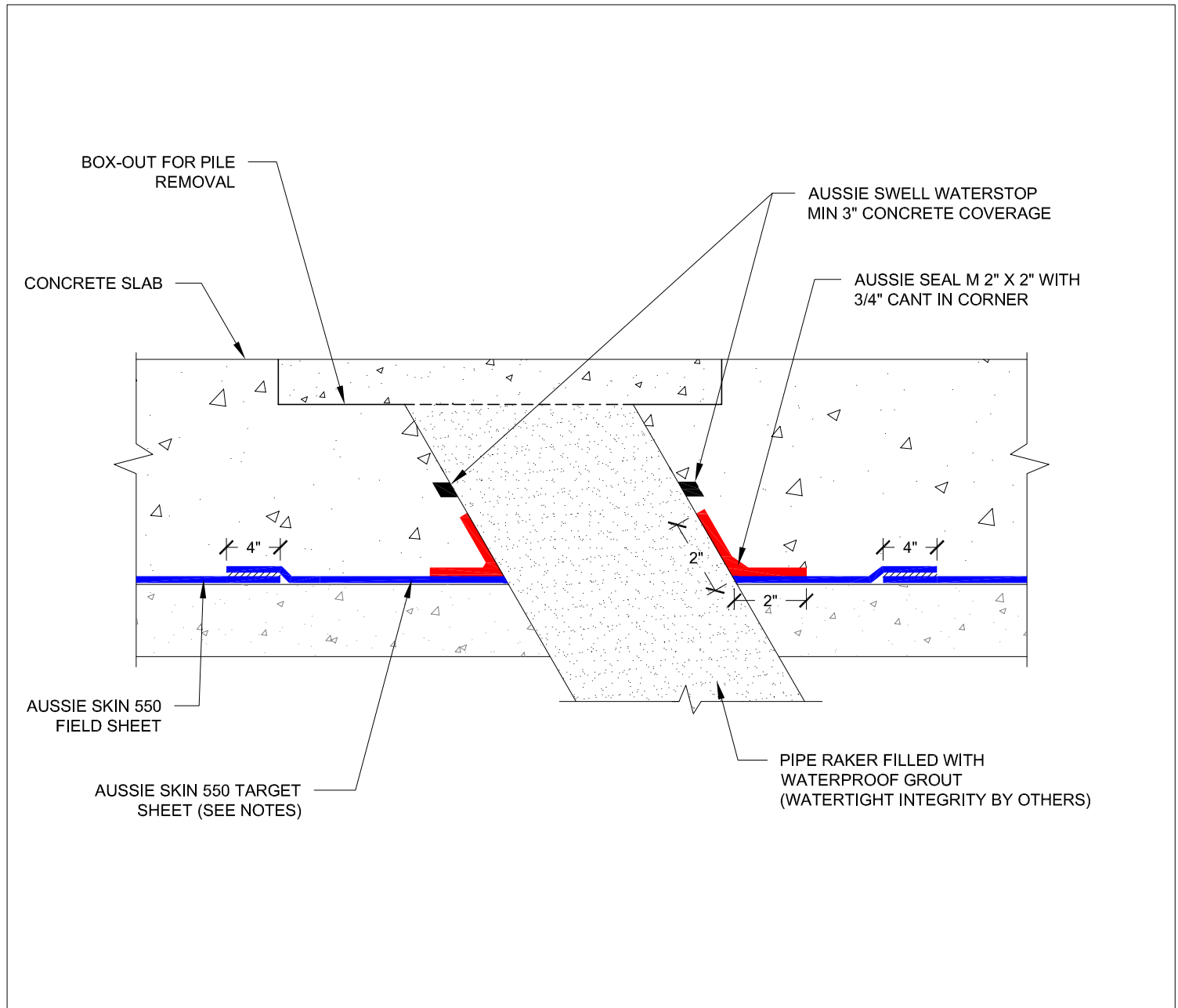


Notes:

1. Aussie Skin 550 is a Heavy, Duty, Easy to Install, Puncture Resistant Sheet Waterproofing Membrane with added technologies creating excellent adhesion between the membrane and wet Concrete or Shot-Crete.

DETAIL #:
AVM-550-1535
Aussie Skin 550

Pipe Raker Detail Aussie Skin 550

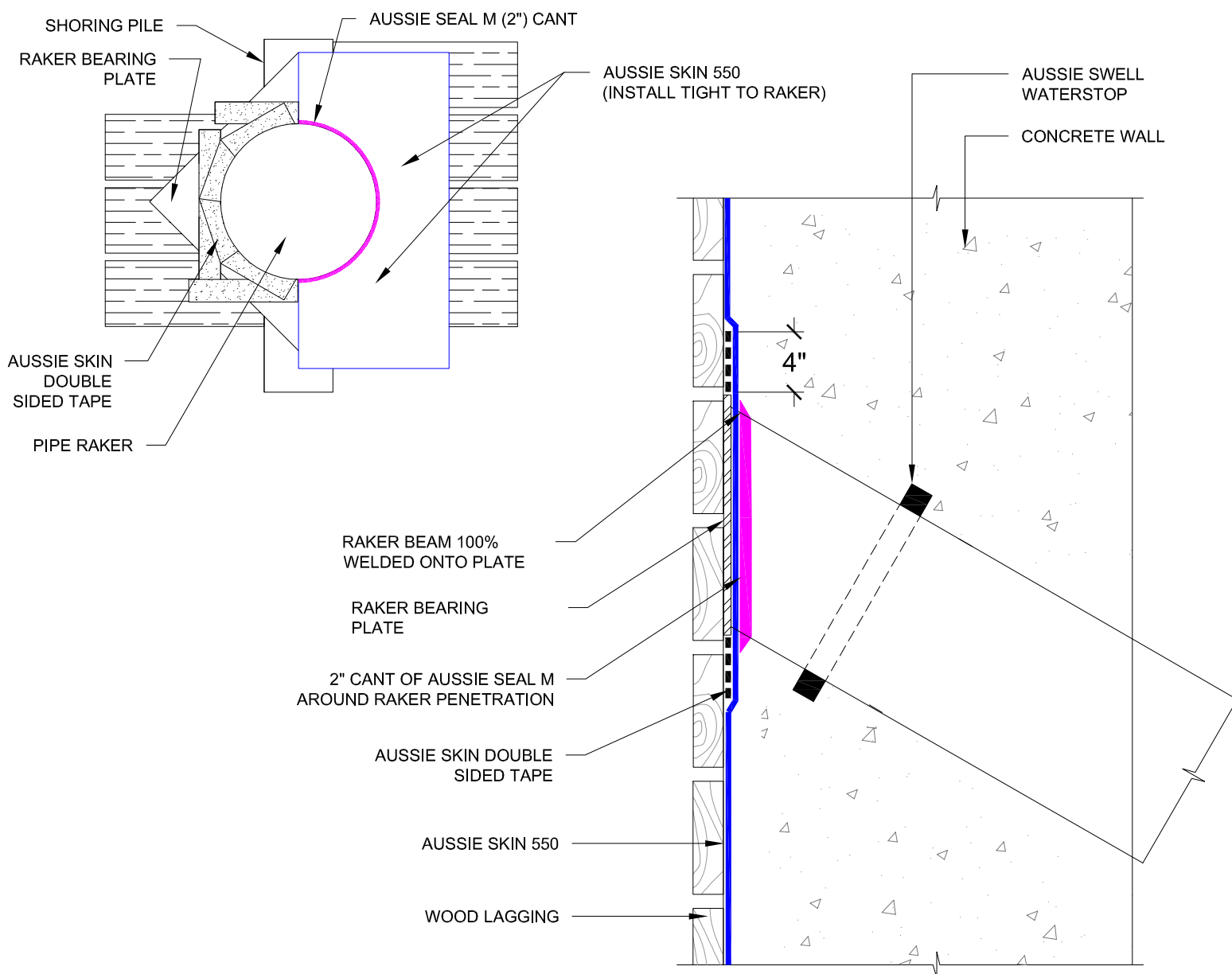


Notes:

1. Aussie Skin 550 is a Heavy, Duty, Easy to Install, Puncture Resistant Sheet Waterproofing Membrane with added technologies creating excellent adhesion between the membrane and wet Concrete or Shot-Crete.
2. Steel must be clean and rust free prior to applying Aussie Seal M.
3. Aussie Skin target sheet only necessary if field sheet is not cut tightly around pipe.

DETAIL #:
0550-1536
Aussie Skin 550

Raker Beam Detail

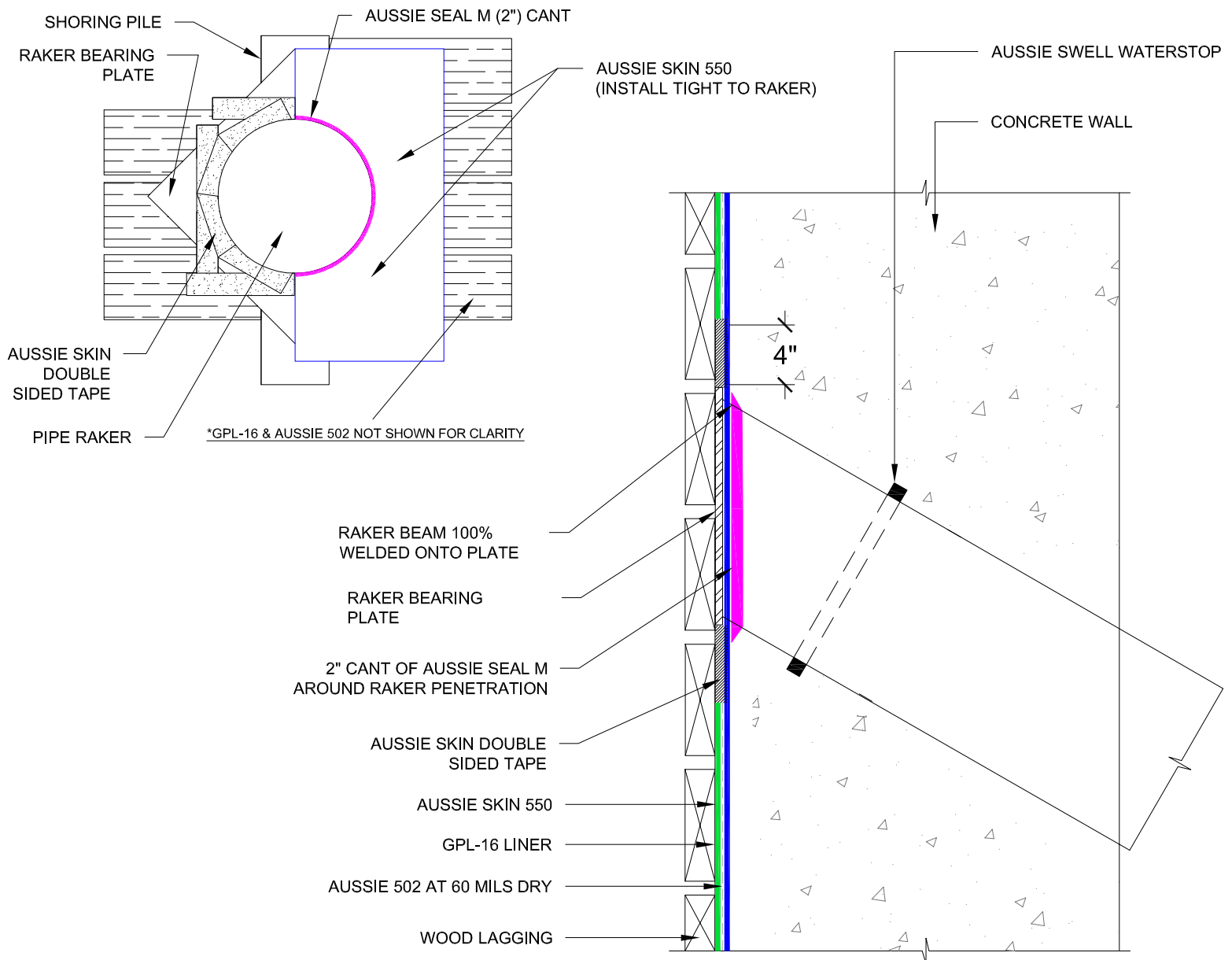


Notes:

1. Aussie Skin 550 is a Heavy, Duty, Easy to Install, Puncture Resistant Sheet Waterproofing Membrane with added technologies creating excellent adhesion between the membrane and wet Concrete or Shot-Crete.
2. Steel must be clean and rust free prior to applying Aussie Seal M.

DETAIL #:
0550-1536B
Aussie Skin 550

Raker Beam Detail Dual System

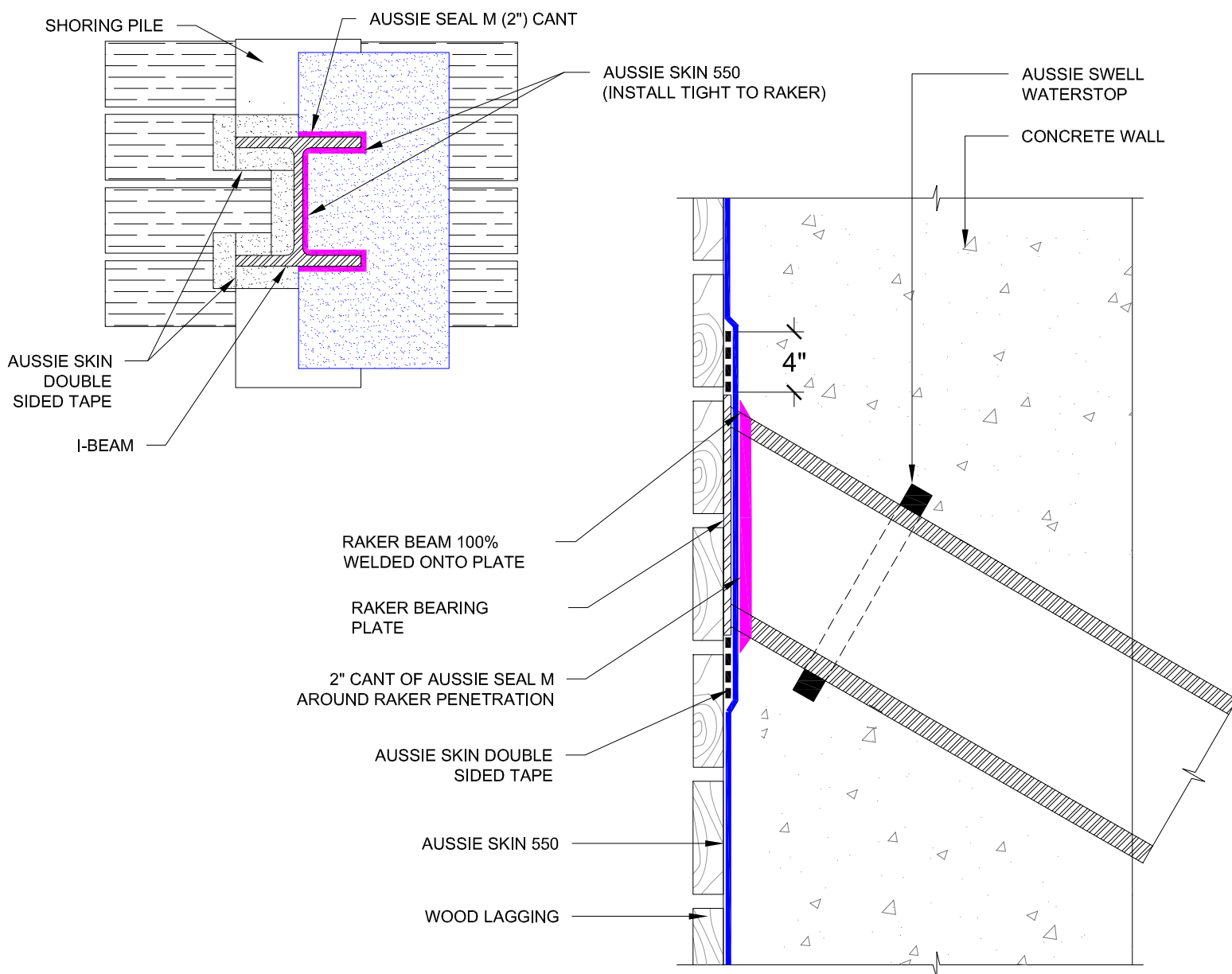


Notes:

1. Aussie Skin 550 is a Heavy, Duty, Easy to Install, Puncture Resistant Sheet Waterproofing Membrane with added technologies creating excellent adhesion between the membrane and wet Concrete or Shot-Crete.
2. Steel must be clean and rust free prior to applying Aussie Seal M.

DETAIL #:
0550-1537
Aussie Skin 550

Raker I-Beam Detail



Notes:

1. Aussie Skin 550 is a Heavy, Duty, Easy to Install, Puncture Resistant Sheet Waterproofing Membrane with added technologies creating excellent adhesion between the membrane and wet Concrete or Shot-Crete.
2. Steel must be clean and rust free prior to applying Aussie Seal M.

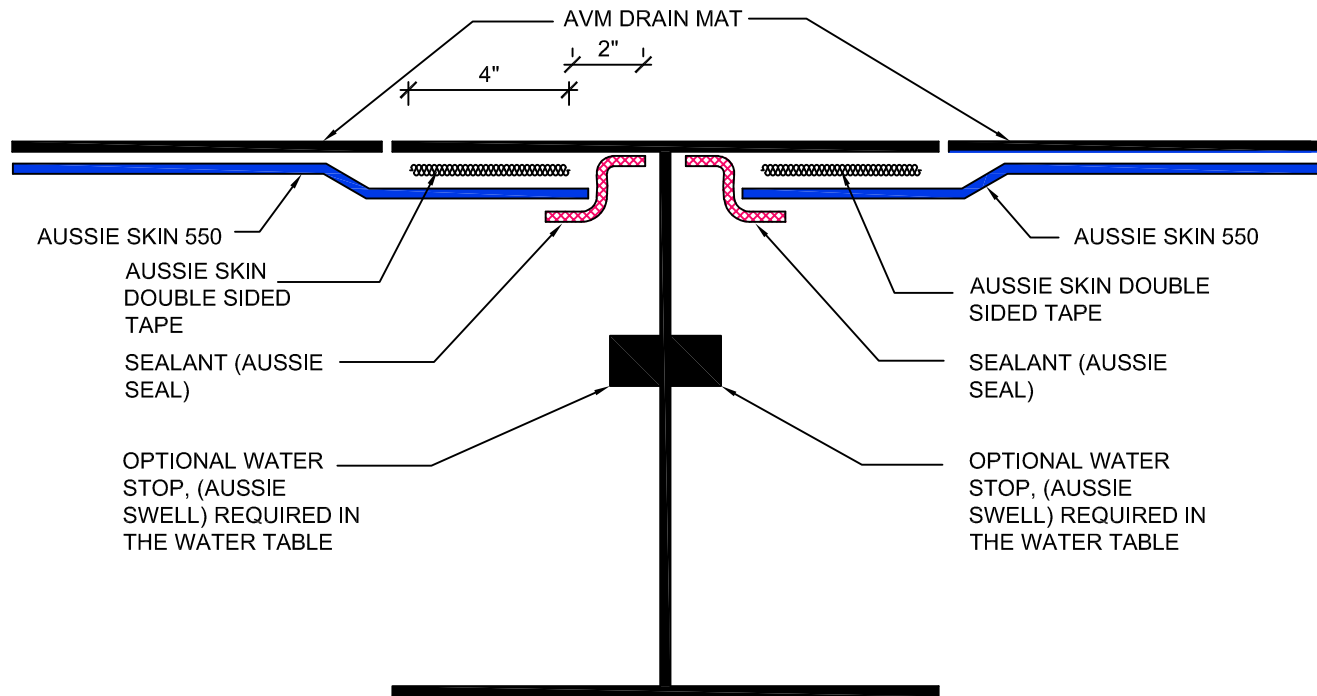
DETAIL #:

AVM-550-1540

AVM System 550

Aussie Skin 550

Back Lagged Detail Single Layer System



NOTES:

1. Aussie Skin 550 is a Heavy, Duty, Easy to Install, Puncture Resistant Sheet Waterproofing Membrane with added technologies creating excellent adhesion between the membrane and wet Concrete or Shot-Crete.
2. All nails, screws etc used to hang the Aussie Skin above the water table must be non/rusting and sealed with Aussie Sealant.

Below Water Table Installations

Below the water table, drain board may be substituted with approved protection layer

AVM Industries, Inc.
8245 Remmet Ave, Canoga Park, CA 91304

Quality Waterproofing Products

888.414.1041 818.888.0050
www.avmindustries.com

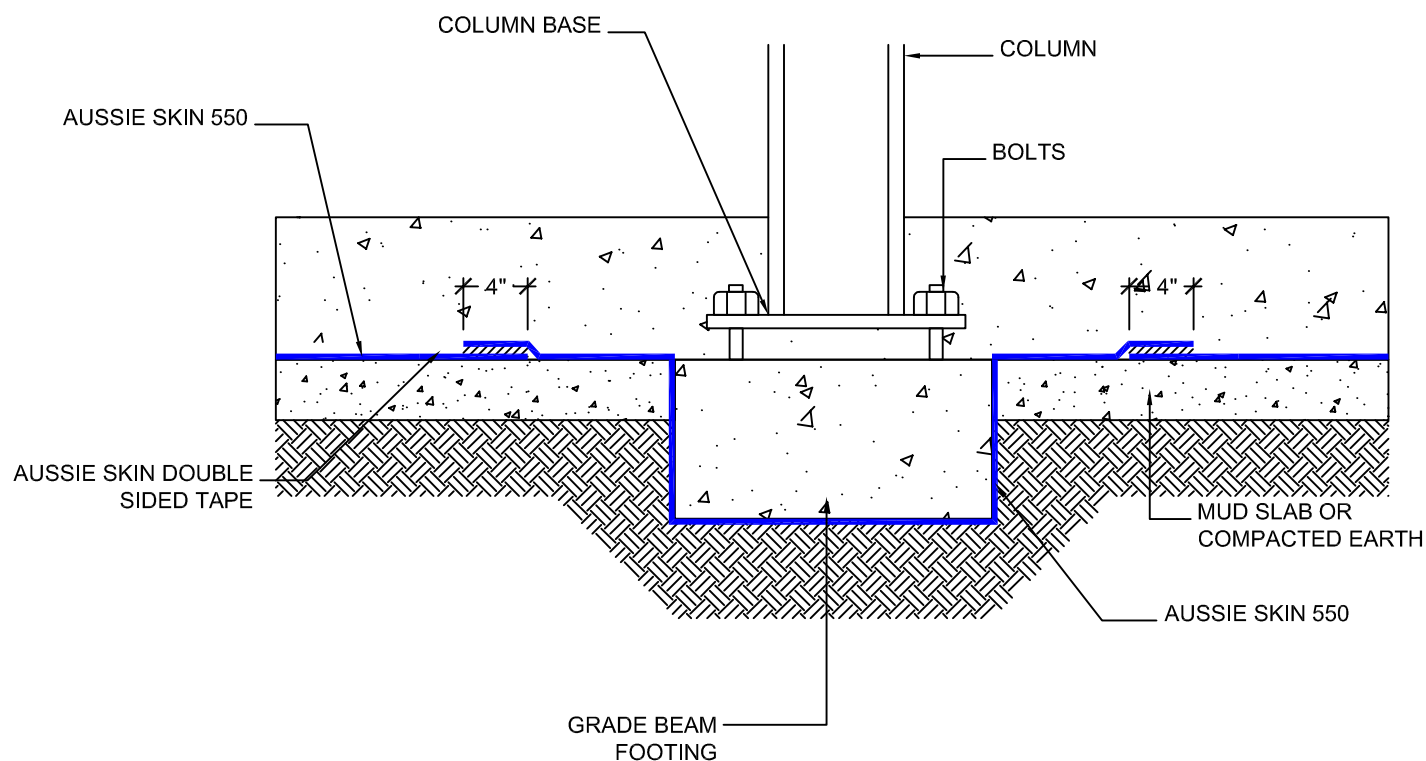
FILE NAME: 0550-1540

Protected by Copyright - AVM Industries, Inc. Revision Date 3/10/2017

DETAIL #:
AVM-550-2500

AVM System 550
Aussie Skin 550

Aussie Skin Under Grade-Beam - Hydrostatic



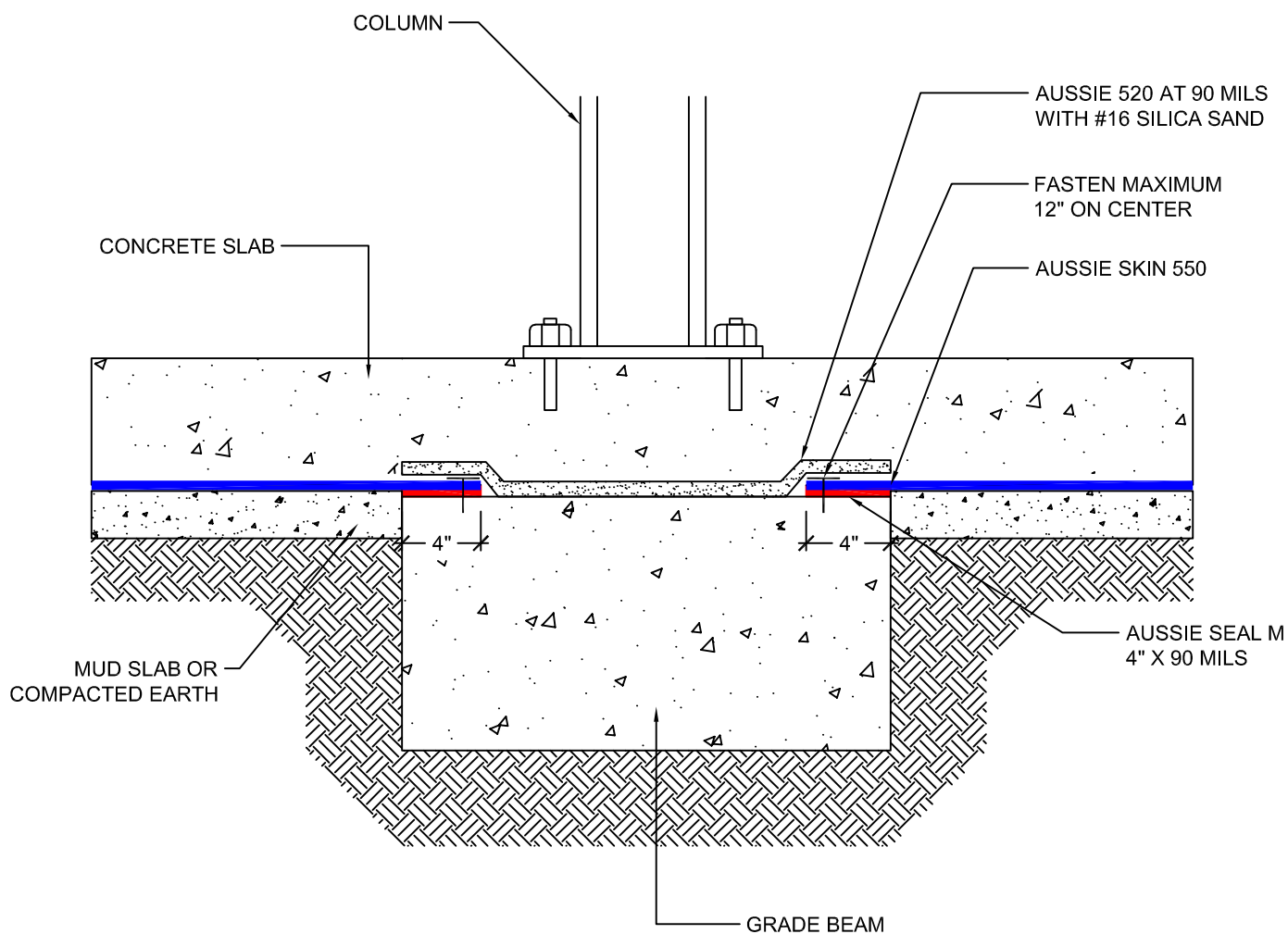
NOTES:

1. Aussie Skin 550 is a Heavy, Duty, Easy to Install, Puncture Resistant Sheet Waterproofing Membrane with added technologies creating excellent adhesion between the membrane and wet Concrete or Shot-Crete.

DETAIL #:
AVM-550-2540

AVM System 550
Aussie Skin 550

Aussie Skin Over Grade-Beam - Hydrostatic



NOTES:

1. Aussie Skin 550 is a Heavy, Duty, Easy to Install, Puncture Resistant Sheet Waterproofing Membrane with added technologies creating excellent adhesion between the membrane and wet Concrete or Shot-Crete.
2. Concrete must cure min 7 days.
3. Aussie Membrane 520 must cure 24 hours prior to concrete placement.

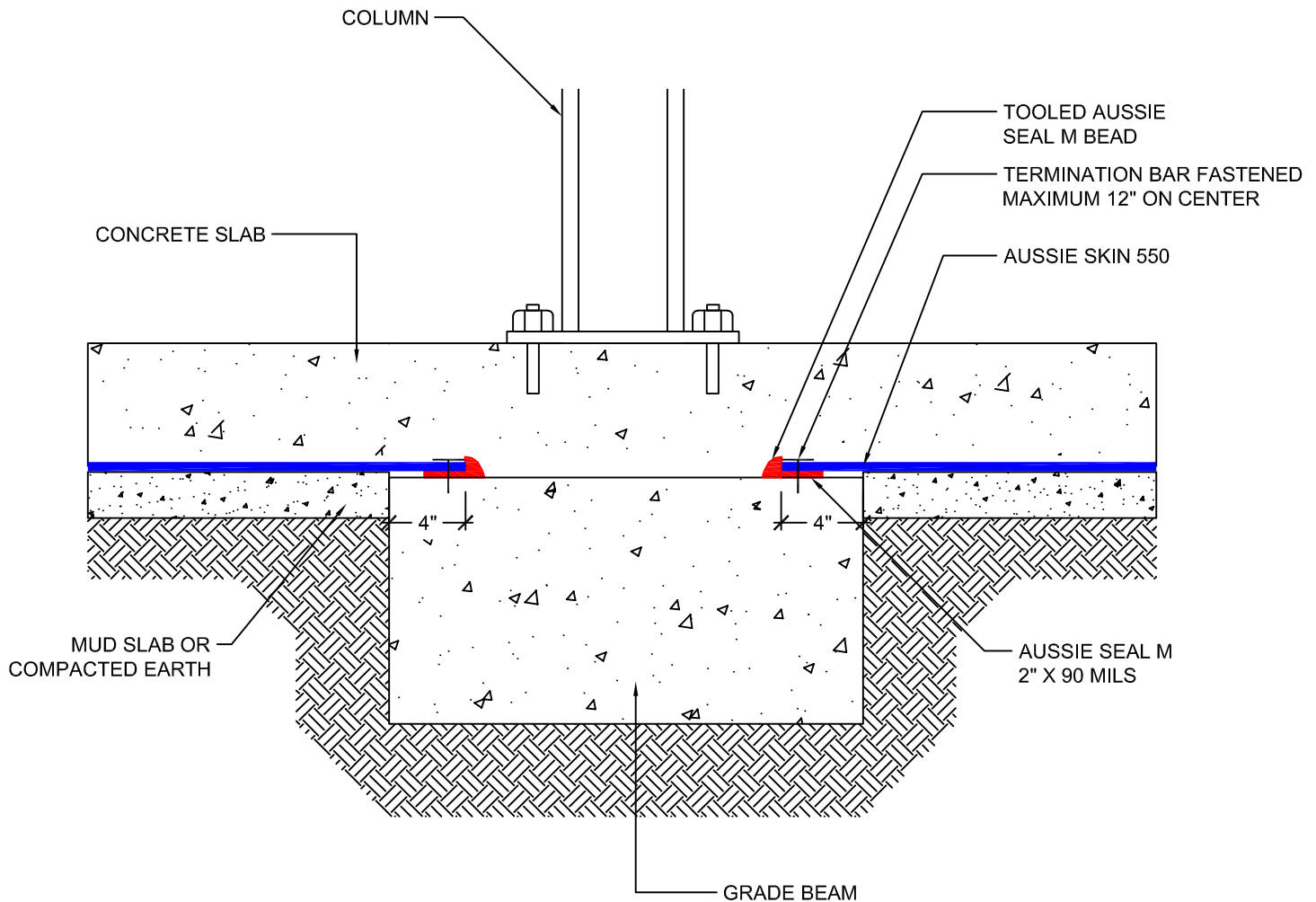
DETAIL #:

AVM-550-2550

AVM System 550

Aussie Skin 550

Aussie Skin Over Grade-Beam Non-Hydrostatic



NOTES:

1. Aussie Skin 550 is a Heavy, Duty, Easy to Install, Puncture Resistant Sheet Waterproofing Membrane with added technologies creating excellent adhesion between the membrane and wet Concrete or Shot-Crete.
2. Concrete must cure min 7 days.

AVM Industries, Inc.
8245 Remmet Ave, Canoga Park, CA 91304

Quality Waterproofing Products

888.414.1041 818.888.0050
www.avmindustries.com

FILE NAME: 0550-2550

Protected by Copyright - AVM Industries, Inc. Revision Date 3/8/2019

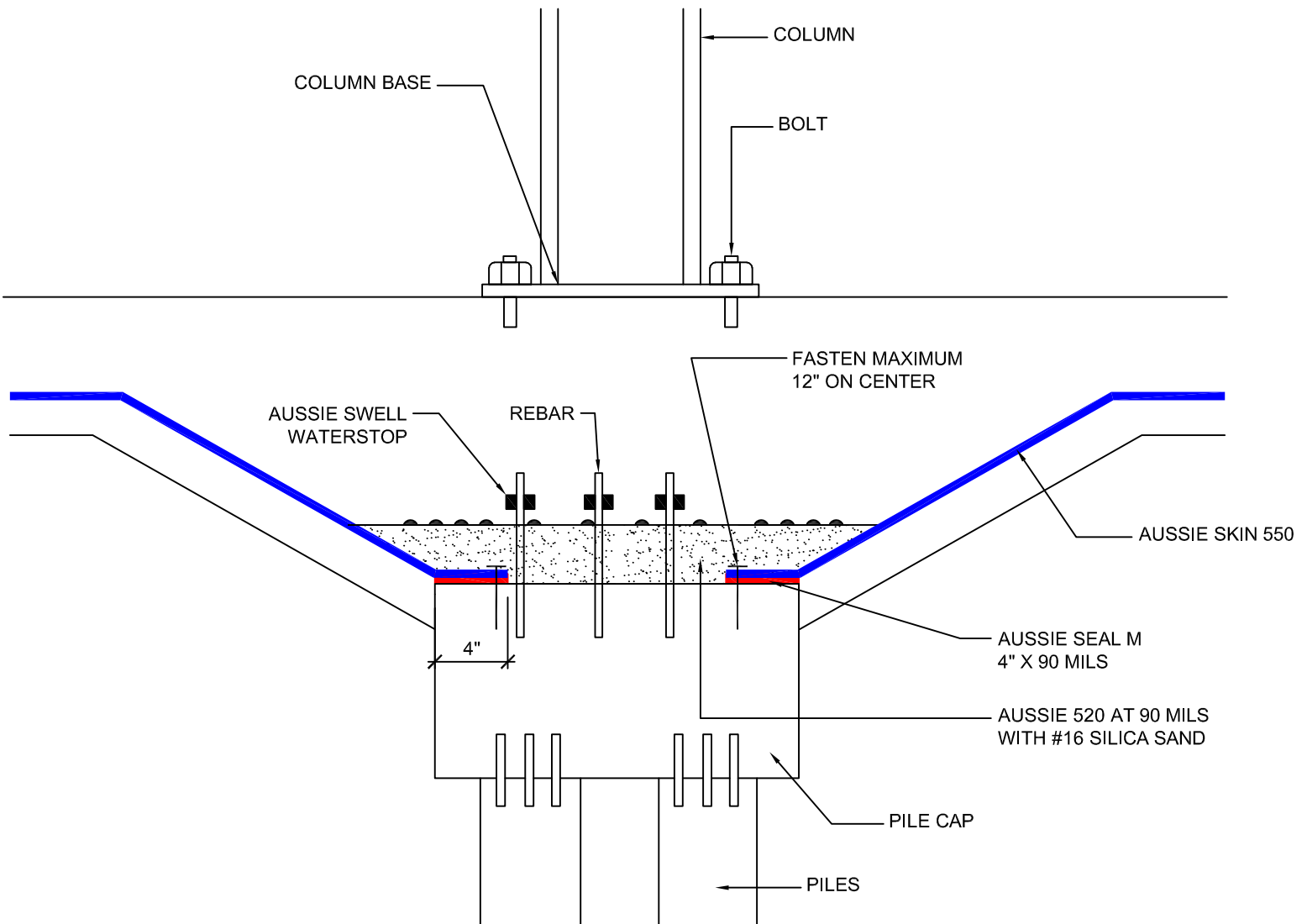
DETAIL #:

AVM-550-2610

AVM System 550

Aussie Skin 550

Pile Cap Detail - Hydrostatic



NOTES:

1. Aussie Skin 550 is a Heavy, Duty, Easy to Install, Puncture Resistant Sheet Waterproofing Membrane with added technologies creating excellent adhesion between the membrane and wet Concrete or Shot-Crete.
2. Concrete Surface must be free of dirt, debris, release agents and anything else that might inhibit bonding.
3. Concrete surface must be structurally sound, uniform and finished with a light broom finish.
4. Aussie Membrane 520 must cure 24 hours prior to concrete placement.

AVM Industries, Inc.
8245 Remmet Ave, Canoga Park, CA 91304

Quality Waterproofing Products

888.414.1041 818.888.0050
www.avmindustries.com

FILE NAME: 0550-2610

Protected by Copyright - AVM Industries, Inc. Revision Date 1/30/2019

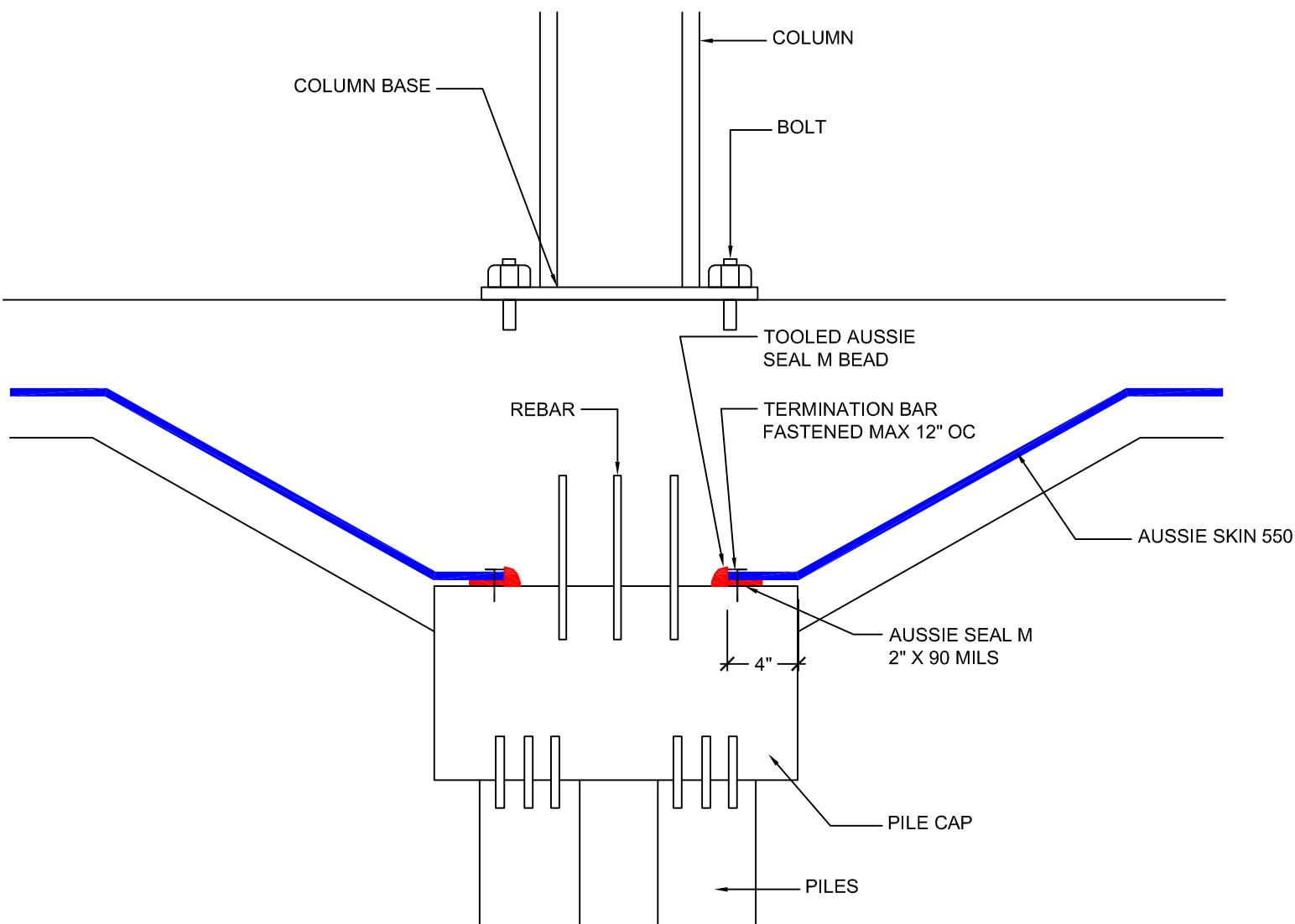
DETAIL #:

AVM-550-2630

AVM System 550

Aussie Skin 550

Pile Cap Detail - Non-Hydrostatic



NOTES:

1. Aussie Skin 550 is a Heavy, Duty, Easy to Install, Puncture Resistant Sheet Waterproofing Membrane with added technologies creating excellent adhesion between the membrane and wet Concrete or Shot-Crete.
2. Concrete Surface must be free of dirt, debris, release agents and anything else that might inhibit bonding.
3. Concrete surface must be structurally sound, uniform and finished with a light broom finish.
4. All fasteners must be covered with Aussie Seal M.

AVM Industries, Inc.
8245 Remmet Ave, Canoga Park, CA 91304

Quality Waterproofing Products

888.414.1041 818.888.0050
www.avmindustries.com

FILE NAME: 0550-2630

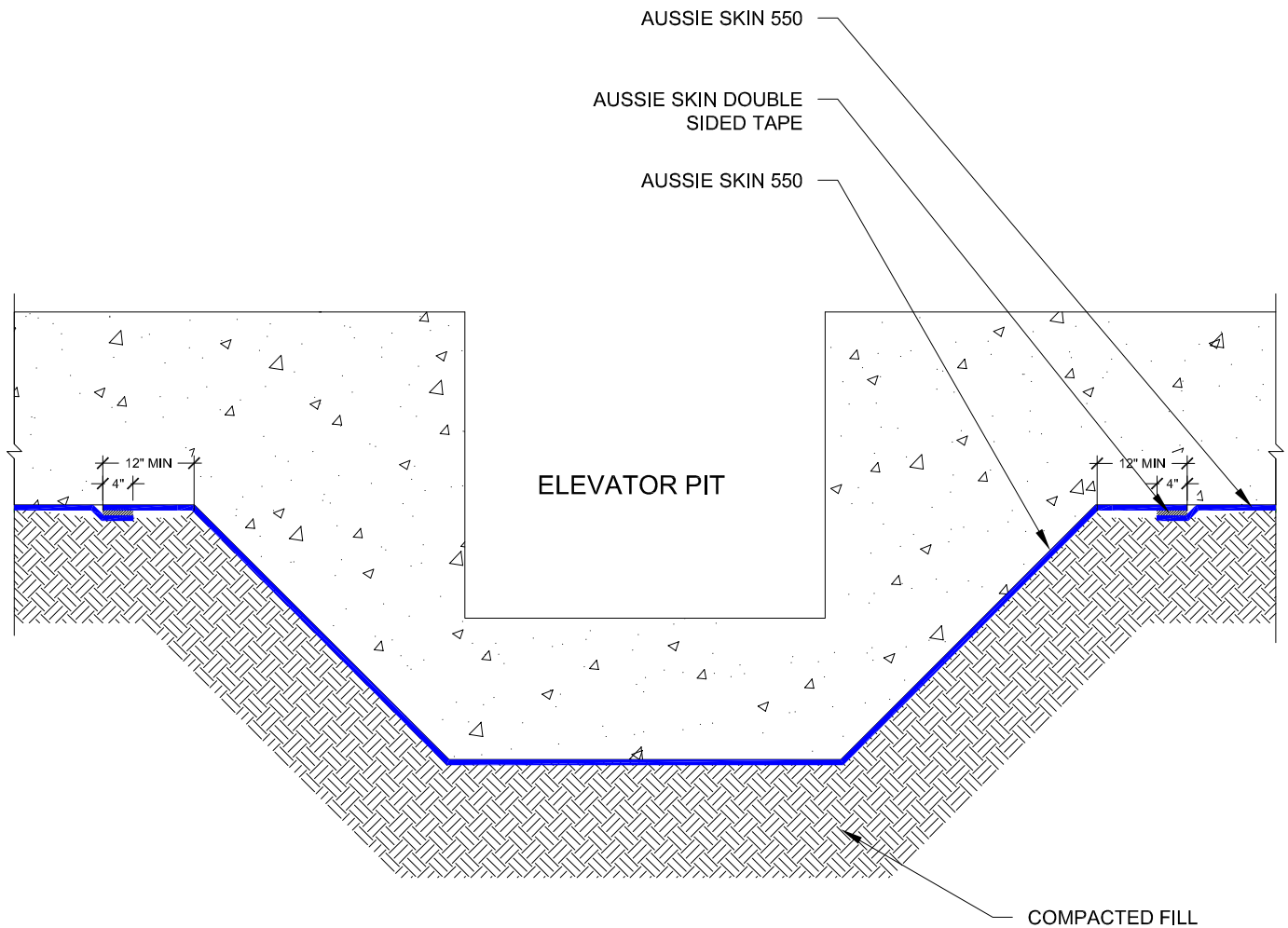
Protected by Copyright - AVM Industries, Inc. Revision Date 3/8/2019

DETAIL #:

AVM-550-3000

Aussie Skin 560

Elevator Pit Over Aussie Skin

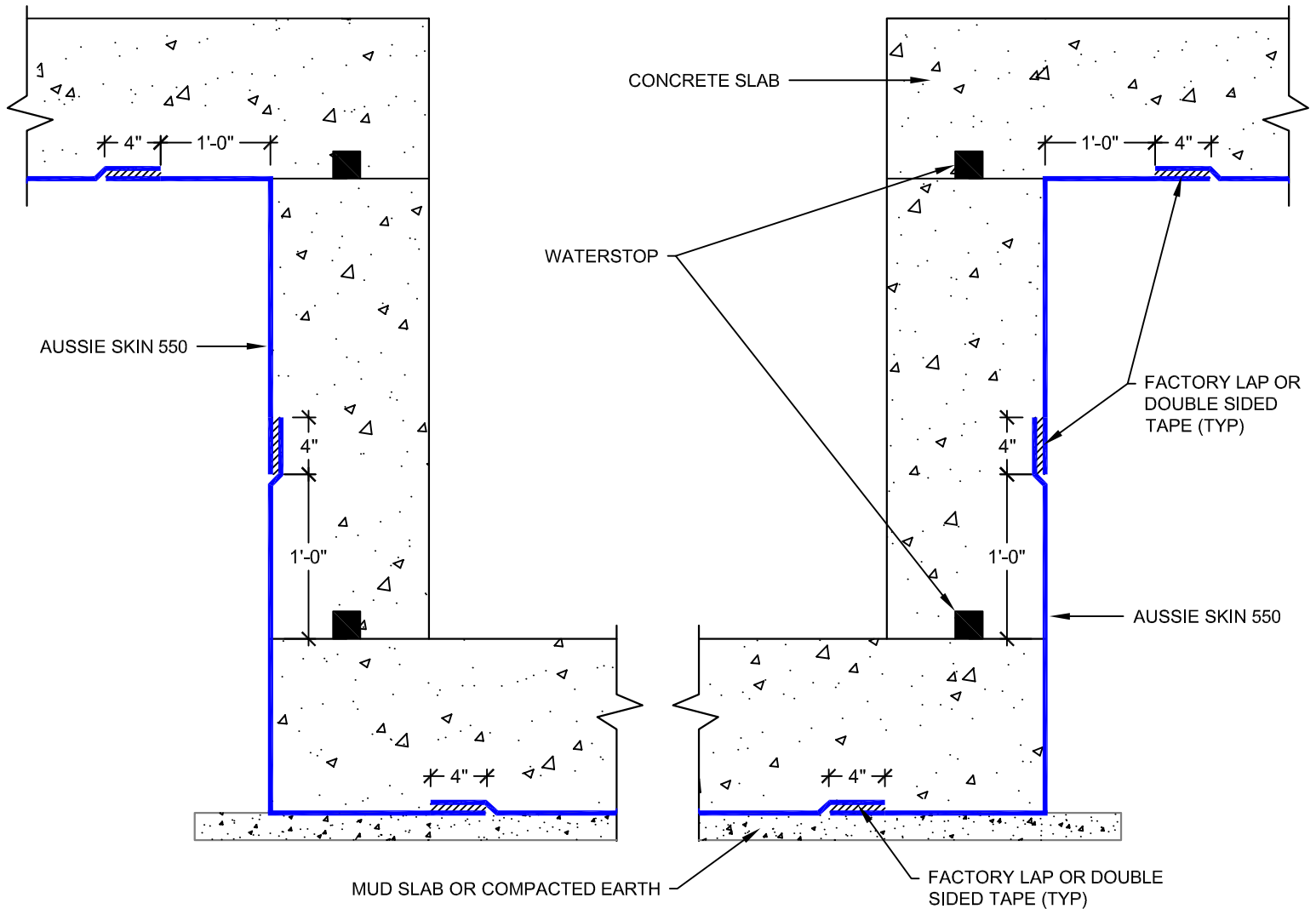


NOTES:

1. Aussie Skin 550 is a Heavy, Duty, Easy to Install, Puncture Resistant Sheet Waterproofing Membrane with added technologies creating excellent adhesion between the membrane and wet Concrete or Shot-Crete.
2. Contact AVM if no drain board or protection board is specified.
3. All nails, screws etc used to hang the Aussie Skin above the water table must be non-rusting and sealed with AVM approved Sealant.

DETAIL #:
AVM-550-3000A
AVM System 550
Aussie Skin 550

Elevator Pit Over Aussie Skin Single System



NOTES:

1. Aussie Skin 550 is a Heavy, Duty, Easy to Install, Puncture Resistant Sheet Waterproofing Membrane with added technologies creating excellent adhesion between the membrane and wet Concrete or Shot-Crete.
2. Contact AVM if no drain board or protection board is specified.

Below Water Table Installations

101 For Aussie Skin installations below the water table, contact AVM to verify ALL details

AVM Industries, Inc.
8245 Remmet Ave, Canoga Park, CA 91304

Quality Waterproofing Products

888.414.1041 818.888.0050
www.avmindustries.com

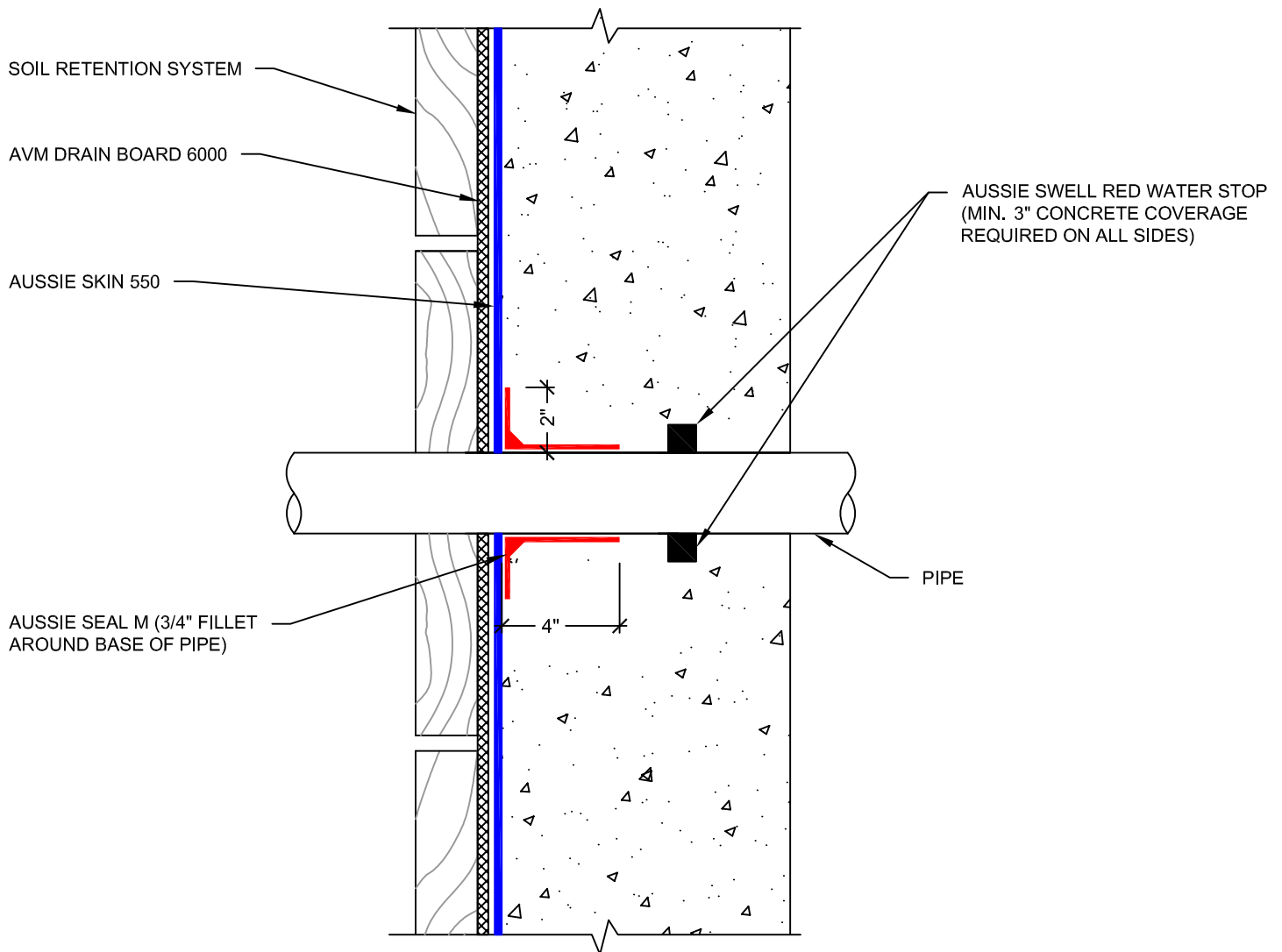
FILE NAME: 0550-3000A

Protected by Copyright - AVM Industries, Inc. Revision Date 12/03/2018

DETAIL #:
AVM-550-4000A

AVM System 550
Aussie Skin 550

Through Wall Penetration Sealant on Sanded Side - Single System



NOTES:

1. Aussie Skin 550 is a Heavy, Duty, Easy to Install, Puncture Resistant Sheet Waterproofing Membrane with added technologies creating excellent adhesion between the membrane and wet Concrete or Shot-Crete.
2. PVC or metal pipe must be clean and free of foreign matter that would prevent Aussie Seal M adhesion.
3. Contact AVM if no drain board or protection board is specified.

Below Water Table Installations

101 For Aussie Skin installations below the water table, contact AVM to verify ALL details

AVM Industries, Inc.
8245 Remmet Ave, Canoga Park, CA 91304

Quality Waterproofing Products

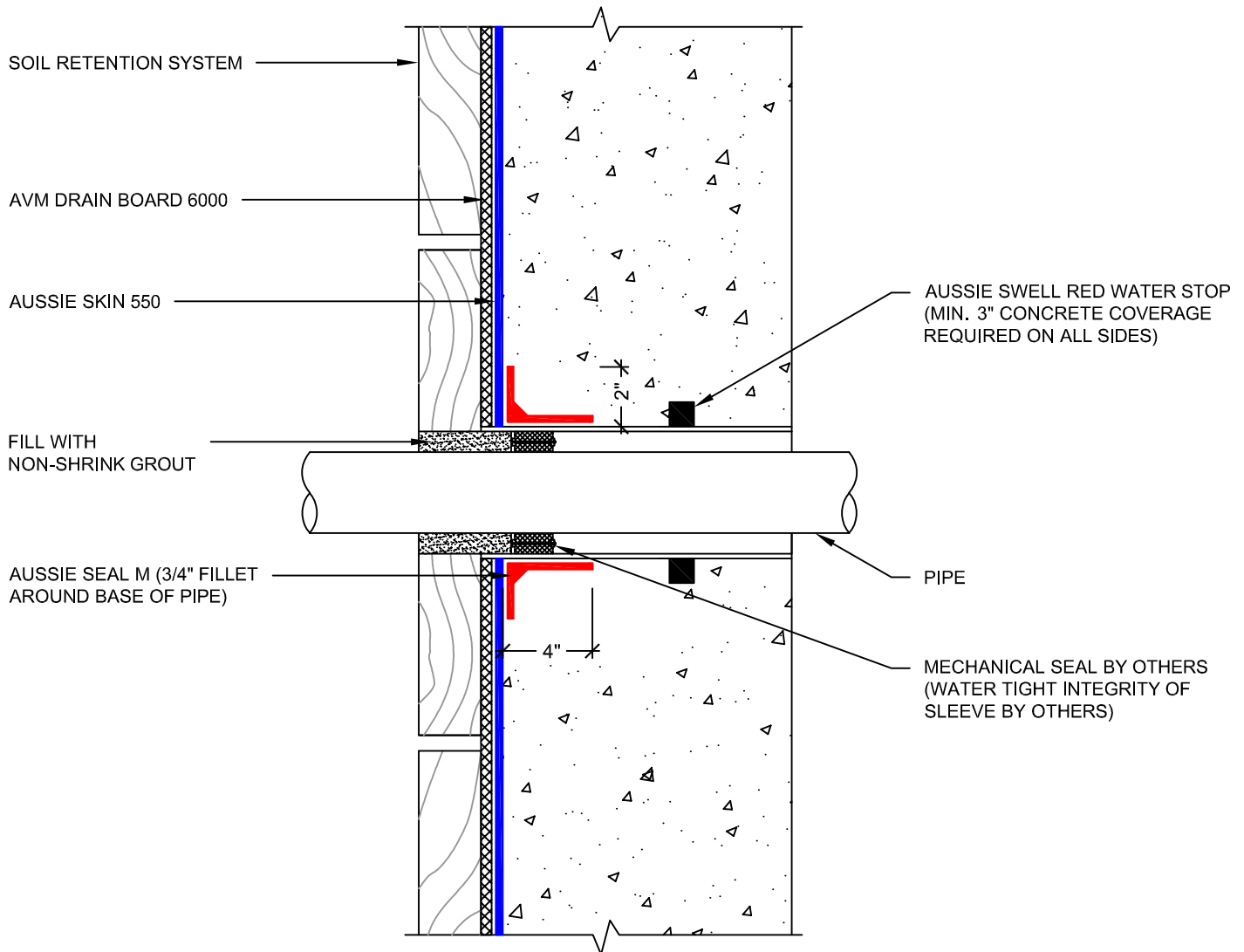
888.414.1041 818.888.0050
www.avmindustries.com

FILE NAME: 0550-4000A

Protected by Copyright - AVM Industries, Inc. Revision Date 12/03/2018

DETAIL #:
AVM-550-4005A
AVM System 550
Aussie Skin 550

Sleeved Pipe Penetration Single System



NOTES:

1. Aussie Skin 550 is a Heavy, Duty, Easy to Install, Puncture Resistant Sheet Waterproofing Membrane with added technologies creating excellent adhesion between the membrane and wet Concrete or Shot-Crete.
2. PVC or metal pipe must be clean and free of foreign matter that would prevent Aussie Seal M adhesion.
3. Contact AVM if no drain board or protection board is specified.

Below Water Table Installations

101 For Aussie Skin installations below the water table, contact AVM to verify ALL details!

AVM Industries, Inc.
8245 Remmet Ave, Canoga Park, CA 91304

Quality Waterproofing Products

888.414.1041 818.888.0050
www.avmindustries.com

FILE NAME: 0550-4005A

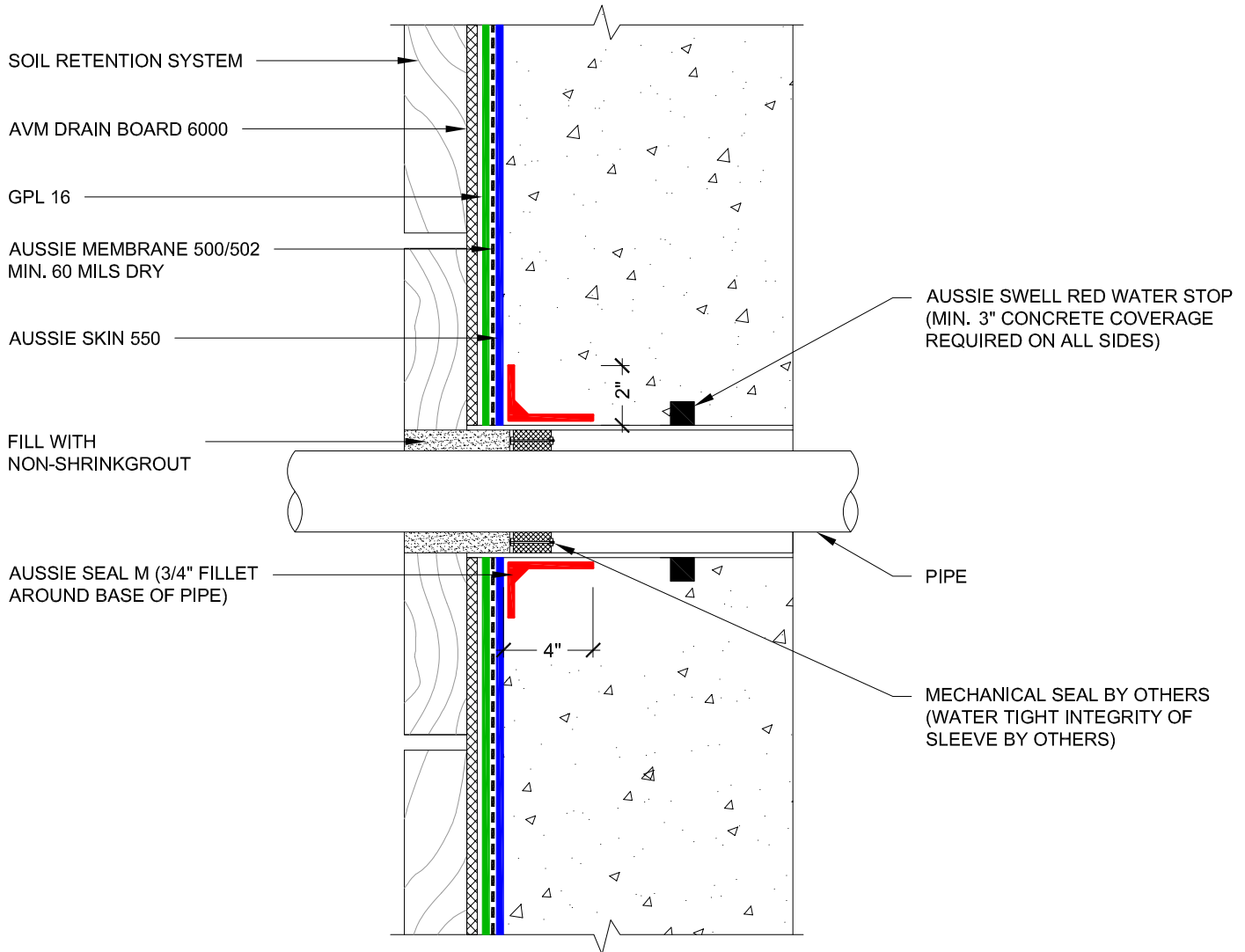
Protected by Copyright - AVM Industries, Inc. Revision Date 3/8/2019

DETAIL #:
AVM-550-4005B

AVM System 550
Aussie Skin 550

Dual System Patent Pending

Sleeved Pipe Penetration Dual System



NOTES:

1. Aussie Skin 550 is a Heavy, Duty, Easy to Install, Puncture Resistant Sheet Waterproofing Membrane with added technologies creating excellent adhesion between the membrane and wet Concrete or Shot-Crete.
2. For proper membrane thickness and appropriate protection and drainage, refer to AVM System 500/502 Min Thickness Table.
3. PVC or metal pipe must be clean and free of foreign matter that would prevent Aussie Seal M adhesion.
4. Contact AVM if no drain board or protection board is specified.
5. Drain board must be connected to a permanent dewatering system if used in hydrostatic conditions.
6. All nails, screws etc used to hang the Aussie Skin below the water table must be non-rusting and sealed with a 3"x3" patch of Aussie Skin bonded with Aussie Skin double sided tape.

AVM Industries, Inc.
8245 Remmet Ave, Canoga Park, CA 91304

Quality Waterproofing Products

888.414.1041 818.888.0050
www.avmindustries.com

FILE NAME: 0550-4005B

Protected by Copyright - AVM Industries, Inc. Revision Date 12/03/2018

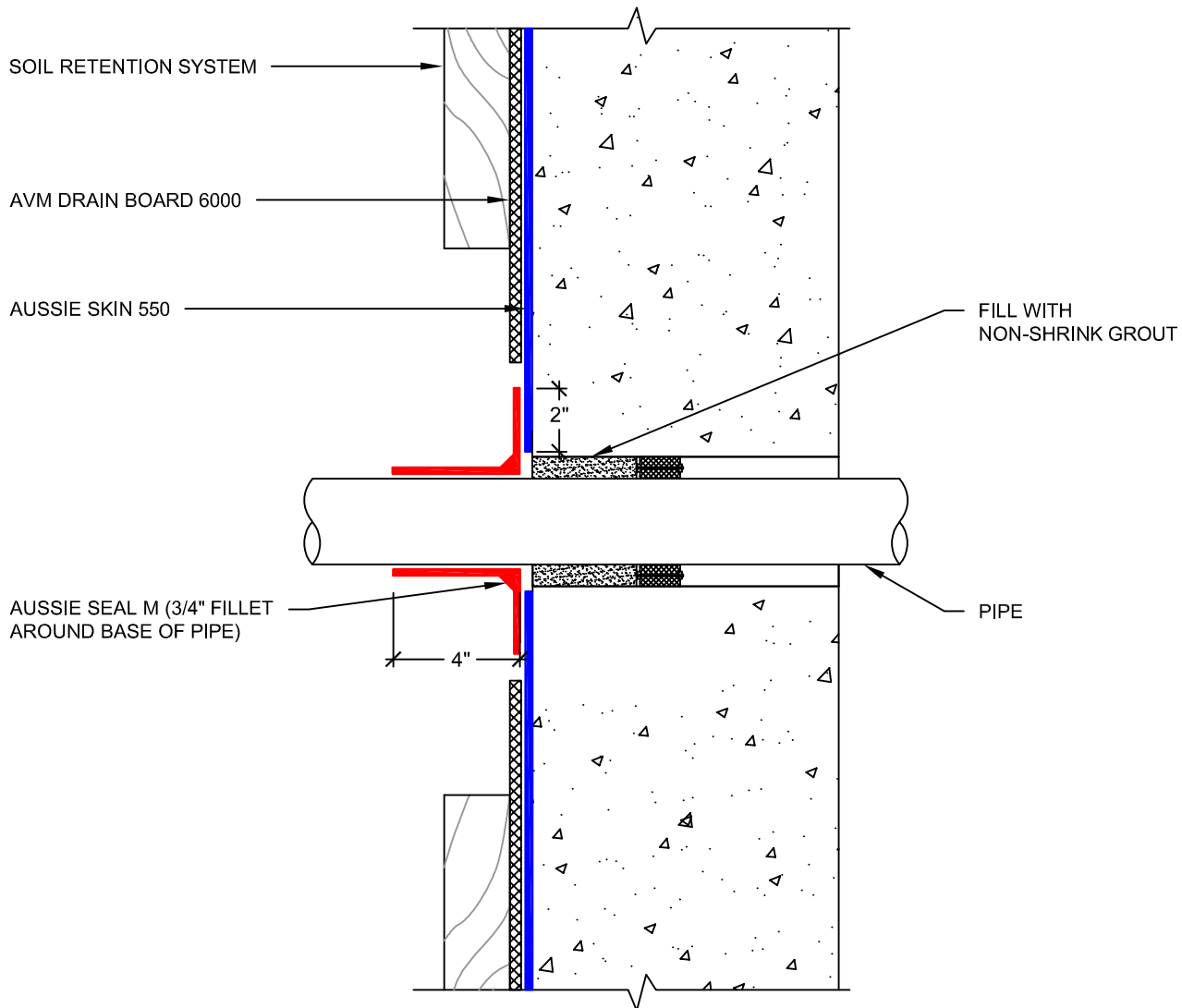
DETAIL #:

AVM-550-4010A

AVM System 550

Aussie Skin 550

Pipe Penetration Sealant on HDPE Side Single System



NOTES:

1. Aussie Skin 550 is a Heavy, Duty, Easy to Install, Puncture Resistant Sheet Waterproofing Membrane with added technologies creating excellent adhesion between the membrane and wet Concrete or Shot-Crete.
2. PVC or metal pipe must be clean and free of foreign matter that would prevent Aussie Seal M adhesion.
3. Contact AVM if no drain board or protection board is specified.

AVM Industries, Inc.
8245 Remmet Ave, Canoga Park, CA 91304

Quality Waterproofing Products

888.414.1041 818.888.0050
www.avmindustries.com

FILE NAME: 0550-4010A

Protected by Copyright - AVM Industries, Inc. Revision Date 3/7/2019

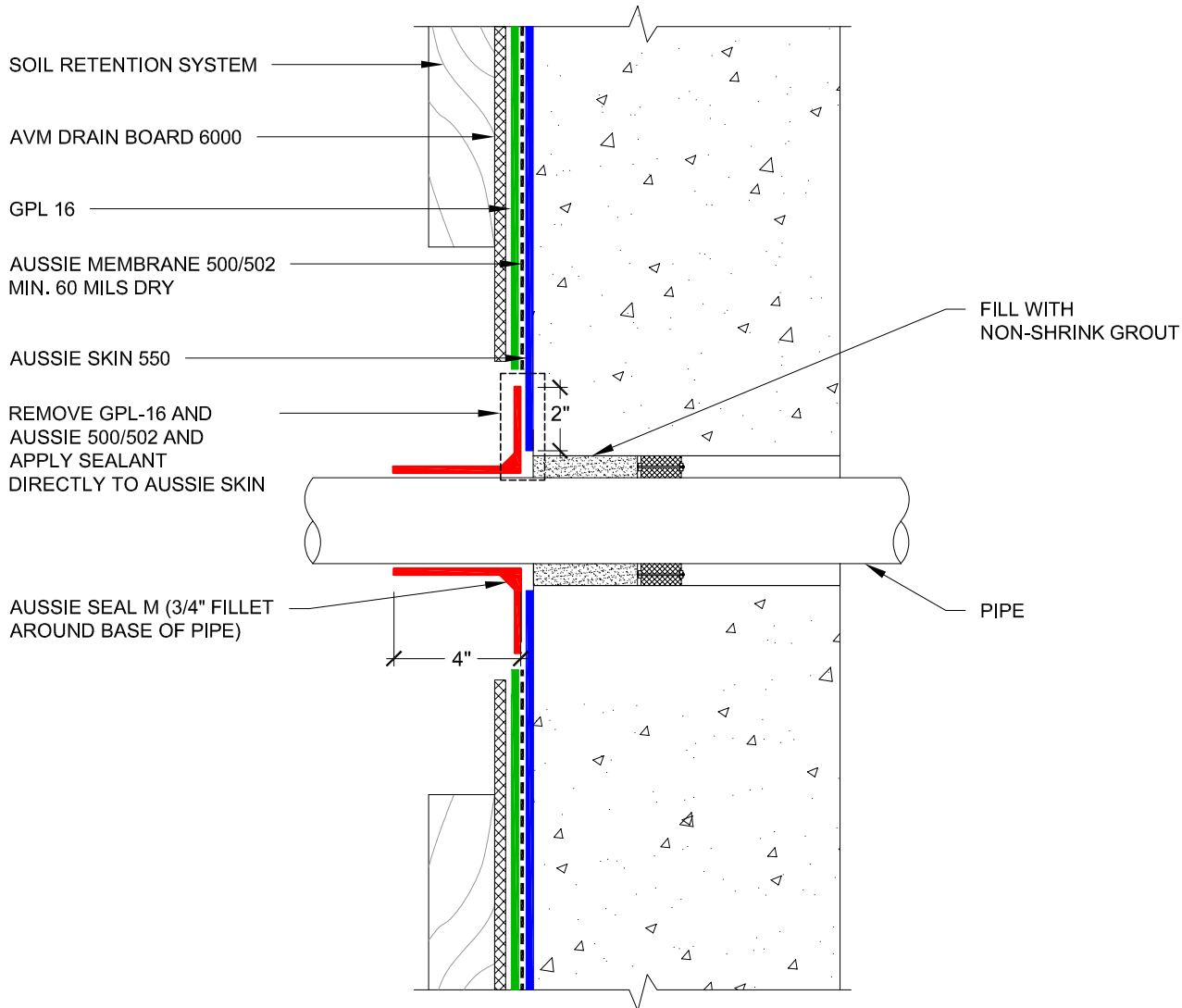
DETAIL #:
AVM-550-4010B

AVM System 550
Aussie Skin 550

Pipe Penetration Sealant on HDPE Side Dual System



Dual System Patent Pending



NOTES:

1. Aussie Skin 550 is a Heavy, Duty, Easy to Install, Puncture Resistant Sheet Waterproofing Membrane with added technologies creating excellent adhesion between the membrane and wet Concrete or Shot-Crete.
2. For proper membrane thickness and appropriate protection and drainage, refer to AVM System 500/502 Min Thickness Table.
3. PVC or metal pipe must be clean and free of foreign matter that would prevent Aussie Seal M adhesion.
4. Contact AVM if no drain board or protection board is specified.
5. Drain board must be connected to a permanent dewatering system if used in hydrostatic conditions
6. All nails, screws etc used to hang the Aussie Skin below the water table must be non-rusting and sealed with a 3"x3" patch of Aussie Skin 550 bonded with Aussie Skin double sided tape.

AVM Industries, Inc.
8245 Remmet Ave, Canoga Park, CA 91304

Quality Waterproofing Products

888.414.1041 818.888.0050
www.avmindustries.com

FILE NAME: 0550-4010B

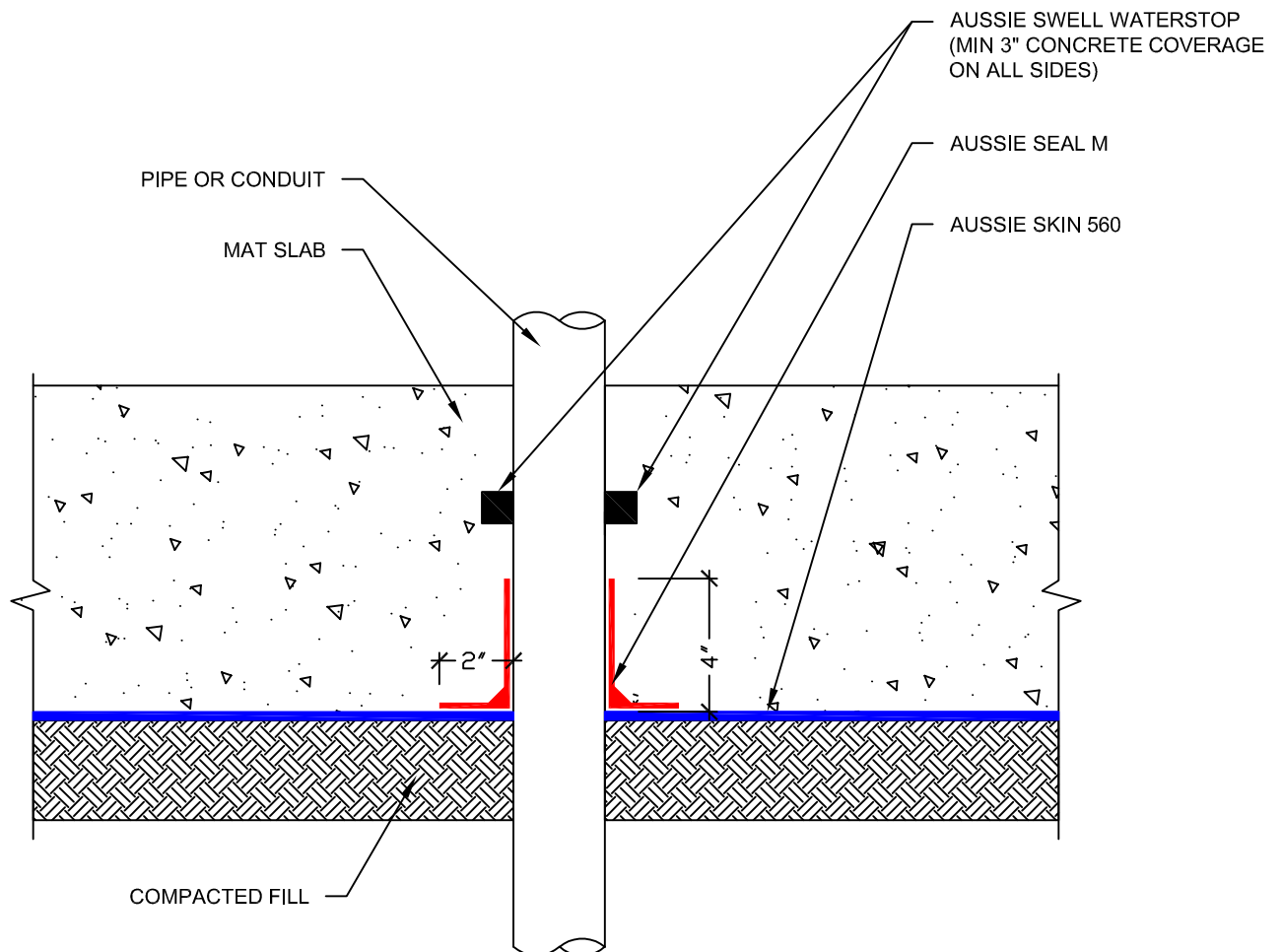
Protected by Copyright - AVM Industries, Inc. Revision Date 3/7/2019

DETAIL #:

AVM-550-4015

AVM System 550

Slab Penetration



NOTES:

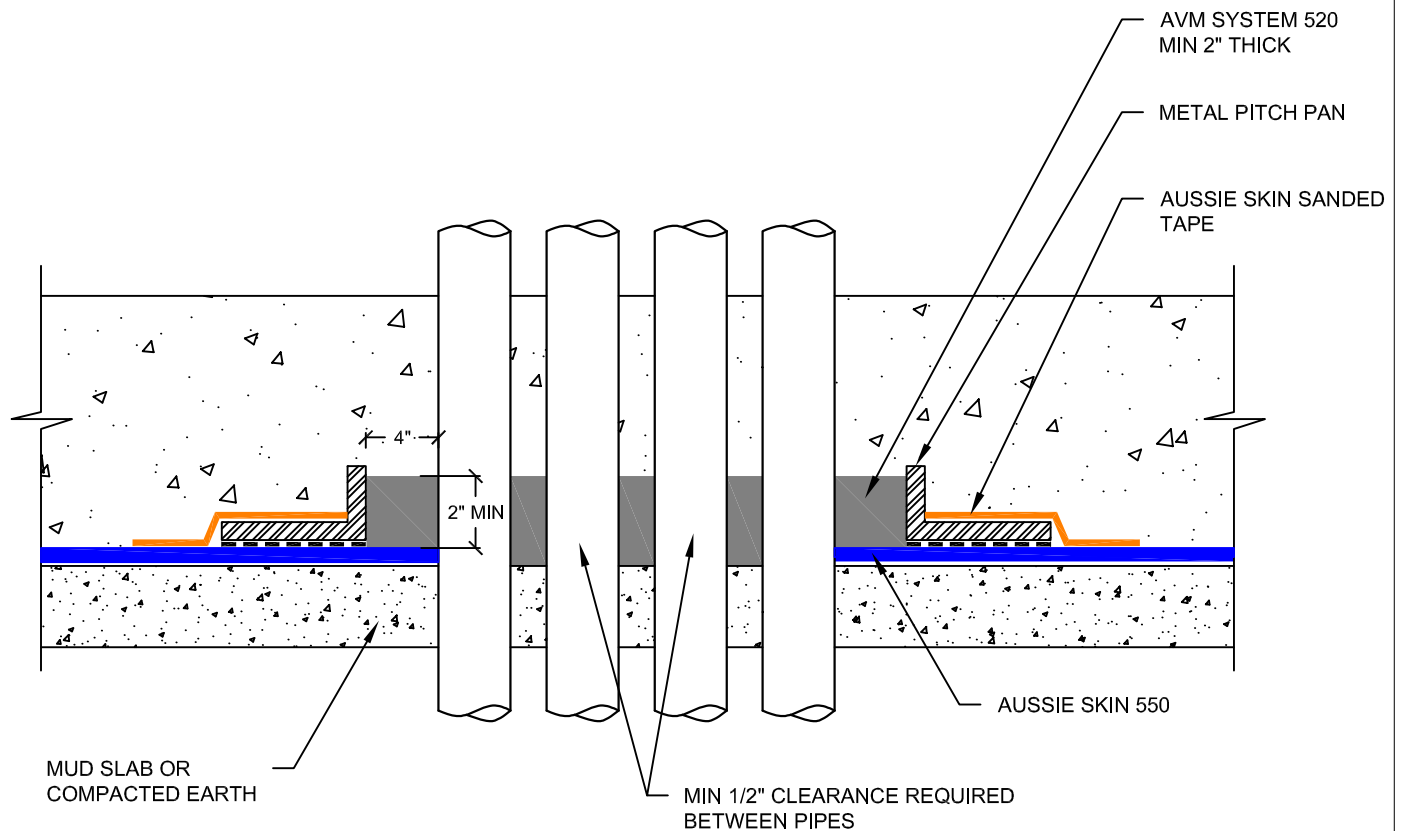
1. Aussie Skin 550 is a Heavy, Duty, Easy to Install, Puncture Resistant Sheet Waterproofing Membrane with added technologies creating excellent adhesion between the membrane and wet Concrete or Shot-Crete.
2. PVC or metal pipe must be clean and free of foreign matter that would prevent Aussie Seal M adhesion.
3. Contact AVM if no drain board or protection board is specified.

DETAIL #:

AVM-550-4020

AVM System 550

Pipe Bank Pitch Pan



NOTES:

1. Aussie Skin 550 is a Heavy, Duty, Easy to Install, Puncture Resistant Sheet Waterproofing Membrane with added technologies creating excellent adhesion between the membrane and wet Concrete or Shot-Crete.
2. Aussie Membrane 520 should be cured prior to concrete placement which may take up to 72 hours. Please consult AVM if scheduling does not allow this.

Below Water Table Installations

101 For Aussie Skin installations below the water table, contact AVM to verify ALL details

AVM Industries, Inc.
8245 Remmet Ave, Canoga Park, CA 91304

Quality Waterproofing Products

888.414.1041 818.888.0050
www.avmindustries.com

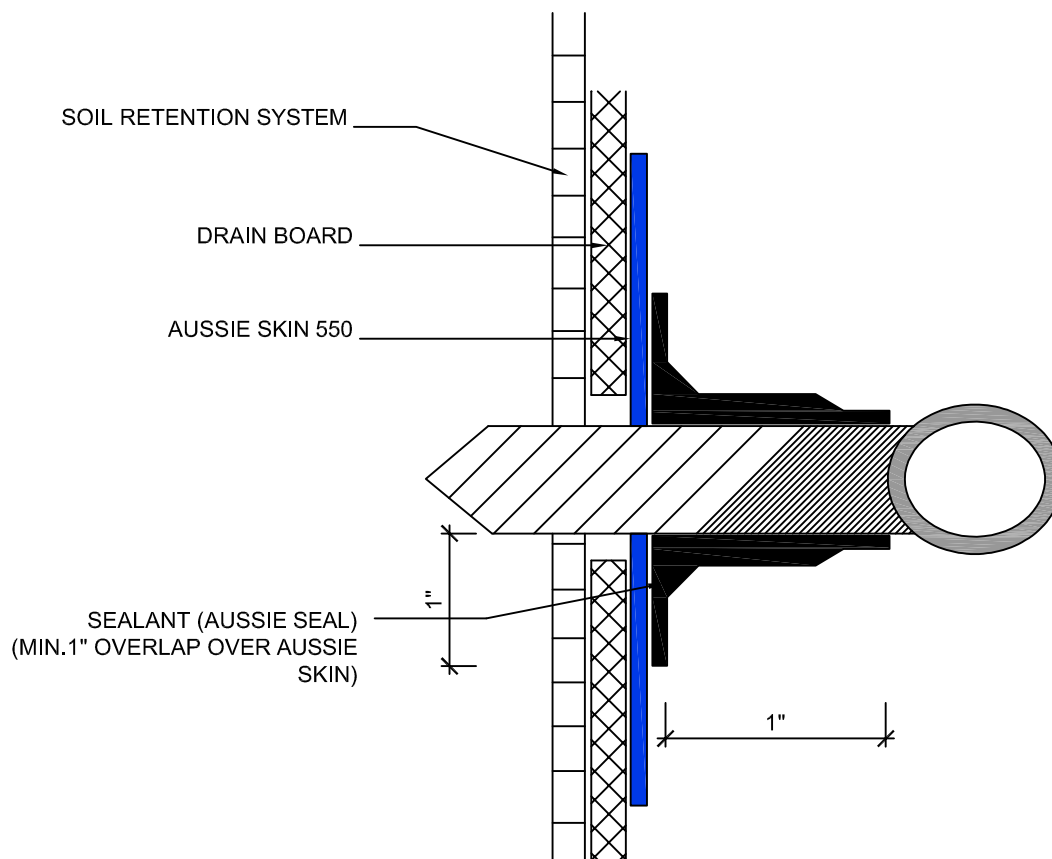
FILE NAME: 0550-4020

Protected by Copyright - AVM Industries, Inc. Revision Date 12/06/2018

DETAIL #:
AVM-550-4100

AVM System 550
Aussie Skin 550

Rebar Tie Single Layer System



NOTES:

1. Aussie Skin 550 is a Heavy, Duty, Easy to Install, Puncture Resistant Sheet Waterproofing Membrane with added technologies creating excellent adhesion between the membrane and wet Concrete or Shot-Crete.

Below Water Table Installations

Below the water table, drain board may be substituted with approved protection layer

AVM Industries, Inc.
8245 Remmet Ave, Canoga Park, CA 91304

Quality Waterproofing Products

888.414.1041 818.888.0050
www.avmindustries.com

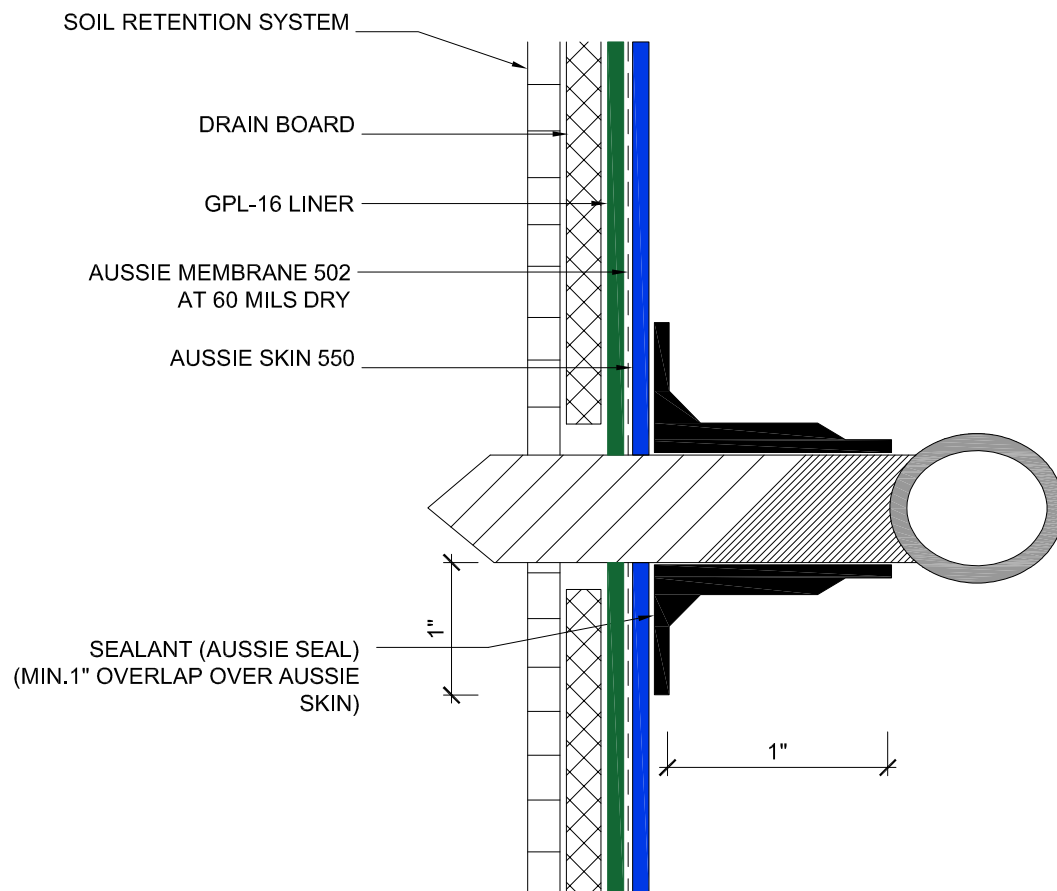
FILE NAME: 0550-4100

Protected by Copyright - AVM Industries, Inc. Revision Date 3/10/2017

DETAIL #:
AVM-550-4100B

AVM System 550
Aussie Skin 550

Rebar Tie Dual Layer System



NOTES:

1. Aussie Skin 550 is a Heavy, Duty, Easy to Install, Puncture Resistant Sheet Waterproofing Membrane with added technologies creating excellent adhesion between the membrane and wet Concrete or Shot-Crete.

Below Water Table Installations

Below the water table, drain board may be substituted with approved protection layer

AVM Industries, Inc.
8245 Remmet Ave, Canoga Park, CA 91304

Quality Waterproofing Products

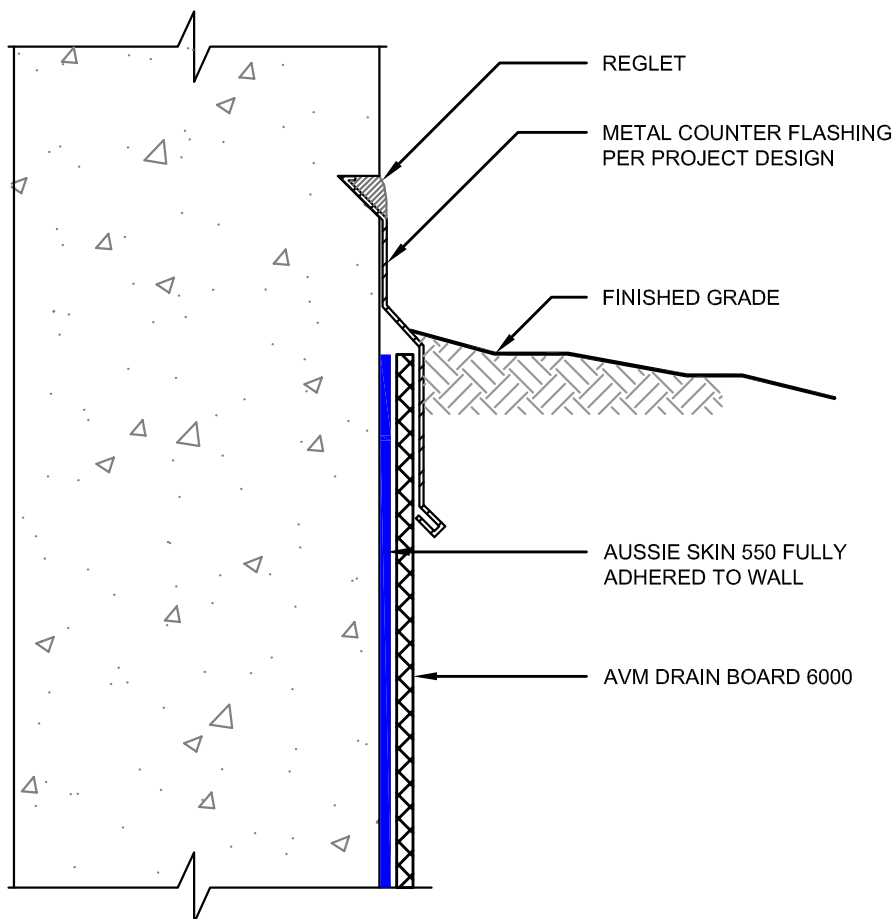
888.414.1041 818.888.0050
www.avmindustries.com

FILE NAME: 0550-4100B

Protected by Copyright - AVM Industries, Inc. Revision Date 8/9/2019

DETAIL #:
0550-5000
AVM System 550
Aussie Skin 550

Grade Termination - Option 1

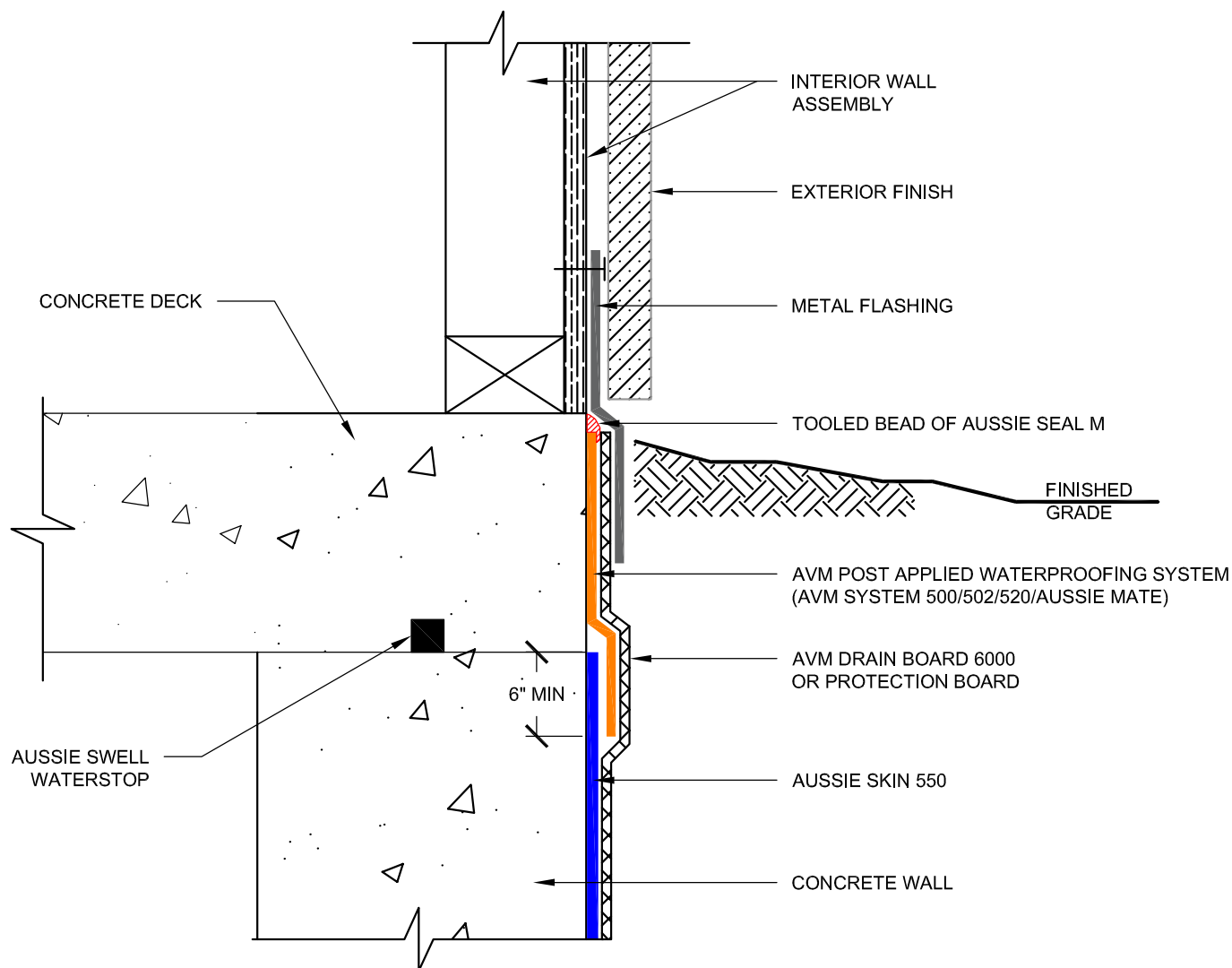


Notes:

1. Aussie Skin 550 is a Heavy, Duty, Easy to Install, Puncture Resistant Sheet Waterproofing Membrane with added technologies creating excellent adhesion between the membrane and wet Concrete or Shot-Crete.

Aussie Skin 550

Grade Termination - Option 2



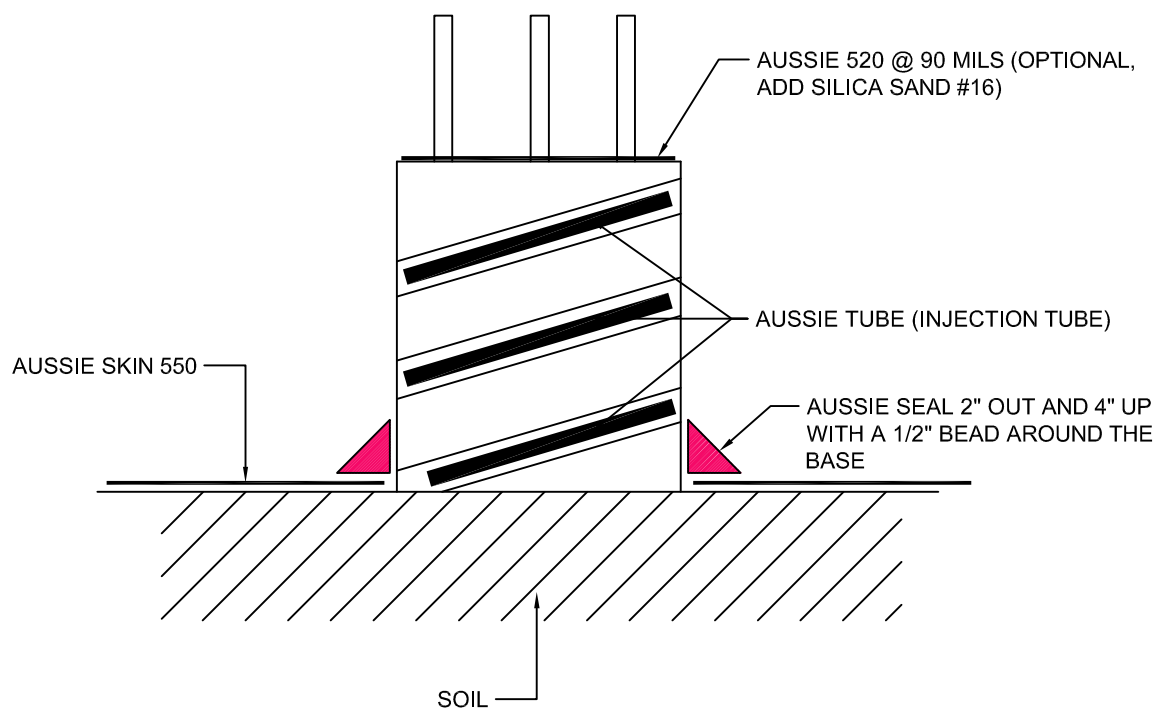
Notes:

1. Aussie Skin 550 is a Heavy, Duty, Easy to Install, Puncture Resistant Sheet Waterproofing Membrane with added technologies creating excellent adhesion between the membrane and wet Concrete or Shot-Crete.
2. For post applied membrane thickness and primer requirements, refer to AVM System 500/502/520/Aussie Mate Installation Instructions.

DETAIL #:
AVM-550-5201

AVM System 550
Aussie Skin 550

Corrugated Pile Detail



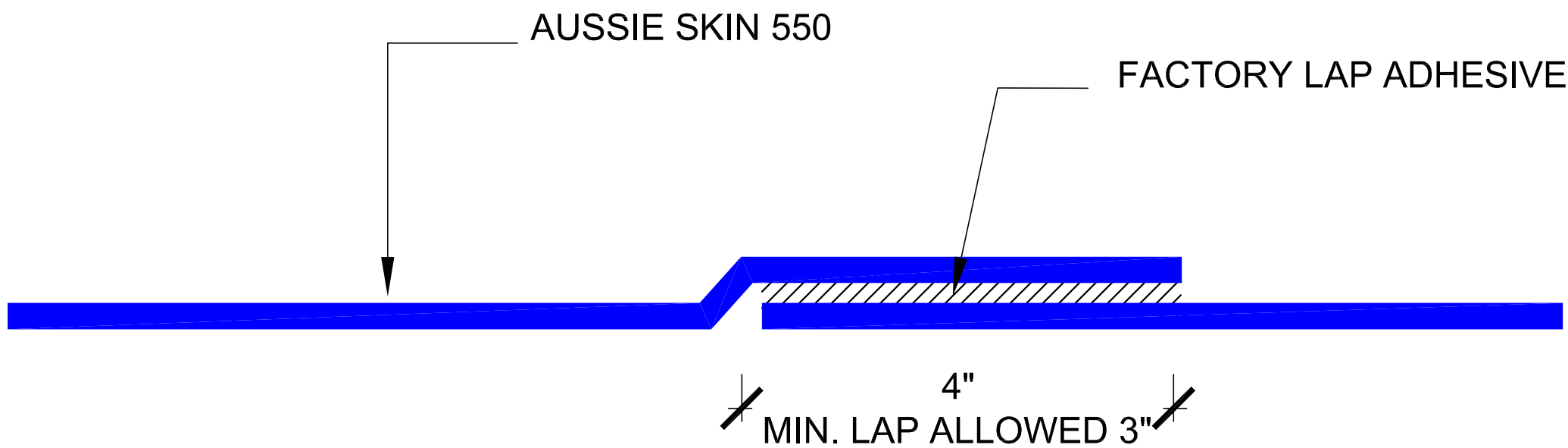
NOTES:

1. Aussie Skin 550 is a Heavy, Duty, Easy to Install, Puncture Resistant Sheet Waterproofing Membrane with added technologies creating excellent adhesion between the membrane and wet Concrete or Shot-Crete.
2. All nails, screws etc used to hang the Aussie Skin above the water table must be non-rusting and sealed with approved Sealant.

Below Water Table Installations

1. All nails, screws etc used to hang the Aussie Skin below the water table must be non-rusting and sealed with a 3"x3" patch of Aussie Skin 550 bonded with Aussie Skin Double Sided Tape.

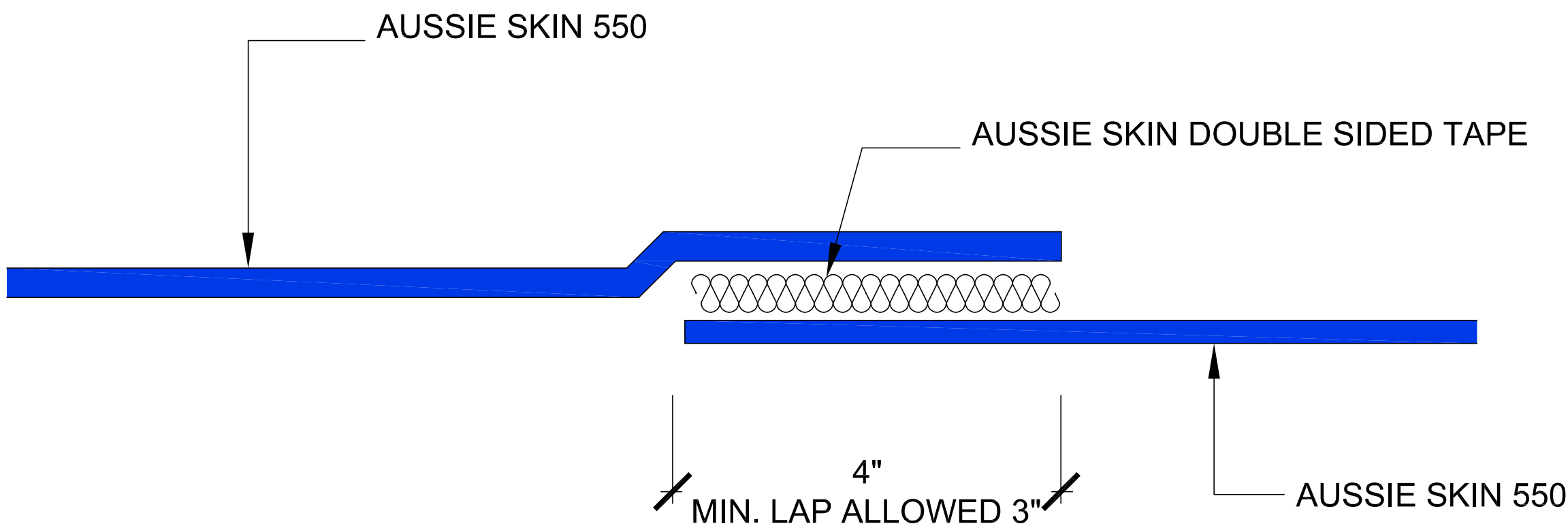
FACTORY LAP



Important Note: When installing the "Factory Lap", The Installation procedure should be as follows:

- 1) Remove the black plastic film from the factory lap to expose the adhesive.
- 2) Lay down the 2nd layer of Skin over the exposed Adhesive. (leave 1/8"-1/4" of adhesive exposed) Roll the steel roller over the 2nd layer of skin several times while applying significant pressure.
- 3) Verify seam is completely and properly bonded.

NON-FACTORY LAP



Important Note: When installing the "Non-Factory Lap", The Installation procedure should be as follows:

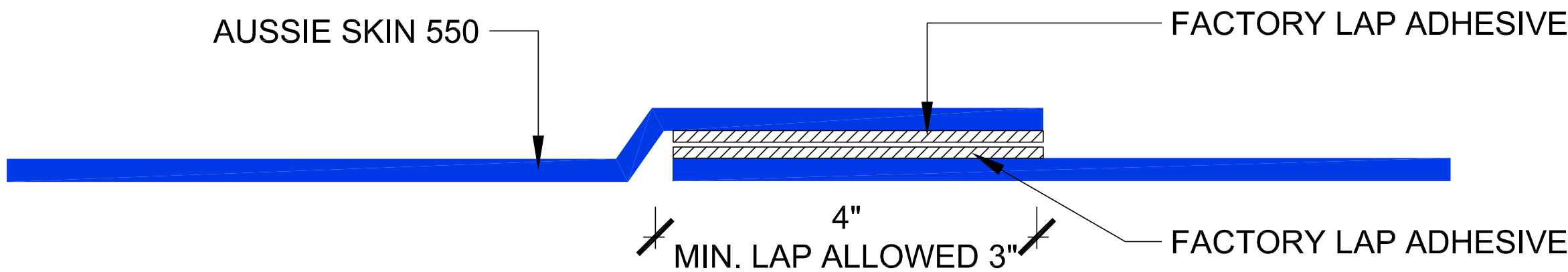
- 1) Remove the black plastic film from one side of the double-sided tape.
- 2) Lay down the Double-Sided Tape on the sanded side of the first layer of Aussie Skin.
- 3) THOROUGHLY COMPRESS THE DOUBLE-SIDED TAPE ONTO THE SANDED SIDE OF THE AUSSIE SKIN USING AVM'S APPROVED STEEL ROLLERS. (ROLL THE STEEL ROLLER OVER THE TAPE SEVERAL TIMES WHILE APPLYING SIGNIFICANT PRESSURE!)
- 4) Carefully remove the clear film (2nd layer of film) from the Double-Sided Tape.
- 5) Lay down the 2nd layer of Skin over the exposed double-Sided Tape. (Leave 1/8"-1/4" of tape exposed) Roll the steel roller over the 2nd layer of skin several times while applying significant pressure.
- 6) Verify seam is completely and properly bonded.
- 7) If multiple pieces of Double-Sided Tape are needed, overlap them!

- NOTES:
1. Aussie Skin 550 is a Heavy, Duty, Easy to Install, Puncture Resistant Sheet Waterproofing Membrane with added technologies creating excellent adhesion between the membrane and wet Concrete or Shot-Crete.
 2. All surfaces must be clean and sound before installing the Lap Joints
 3. Double sided tape must be used as supplied (min. 4" wide)

Below Water Table Installations

Below the water table, drain board may be substituted with approved protection layer

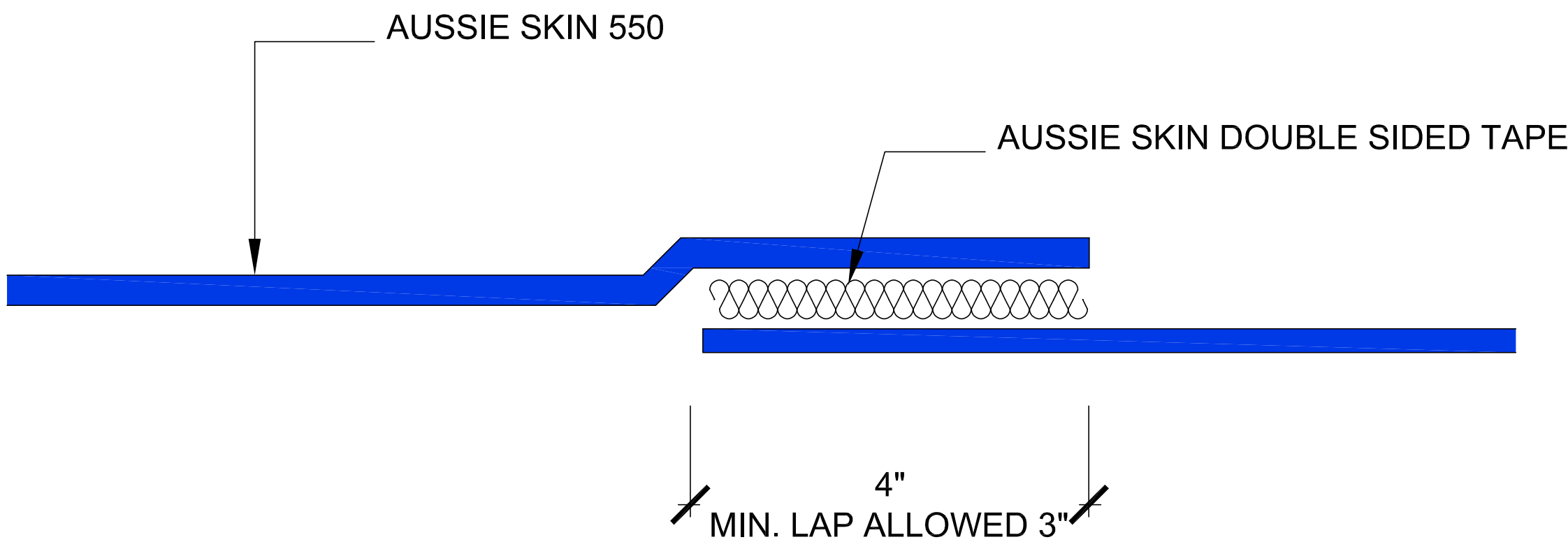
FACTORY LAP - DUAL SALVAGE EDGE



Important Note: When installing the "Factory Lap", The Installation procedure should be as follows:

- 1) Remove the black plastic film from the factory lap on the bottom sheet to expose the adhesive.
- 2) Remove the black plastic film from the factory lap on the top sheet and lay down onto 1st layer of Skin over the exposed Adhesive. (leave 1/8"-1/4" of adhesive exposed) Roll the steel roller over the 2nd layer of skin several times while applying significant pressure.
- 3) Verify seam is completely and properly bonded.

NON-FACTORY LAP



Important Note: When installing the "Non-Factory Lap", The Installation procedure should be as follows:

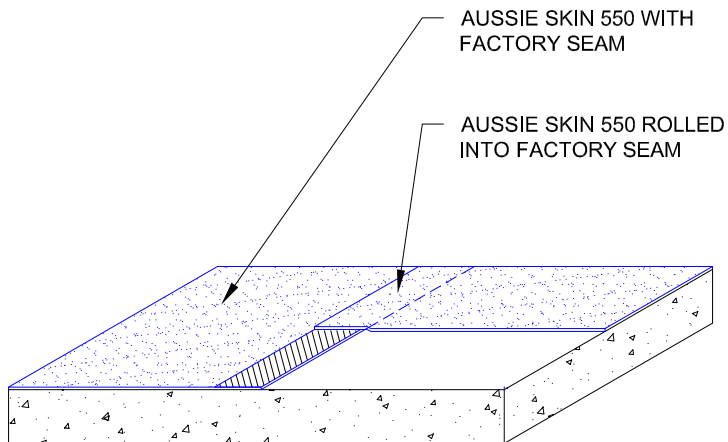
- 1) Remove the black plastic film from one side of the double-sided tape.
- 2) Lay down the Double-Sided Tape on the sanded side of the first layer of Aussie Skin.
- 3) THOROUGHLY COMPRESS THE DOUBLE-SIDED TAPE ONTO THE SANDED SIDE OF THE AUSSIE SKIN USING AVM'S APPROVED STEEL ROLLERS. (ROLL THE STEEL ROLLER OVER THE TAPE SEVERAL TIMES WHILE APPLYING SIGNIFICANT PRESSURE!)
- 4) Carefully remove the clear film (2nd layer of film) from the Double-Sided Tape.
- 5) Lay down the 2nd layer of Skin over the exposed double-Sided Tape. (Leave 1/8"-1/4" of tape exposed) Roll the steel roller over the 2nd layer of skin several times while applying significant pressure.
- 6) Verify seam is completely and properly bonded.
- 7) If multiple pieces of Double-Sided Tape are needed, overlap them!

- NOTES:
1. Aussie Skin 550 is a Heavy, Duty, Easy to Install, Puncture Resistant Sheet Waterproofing Membrane with added technologies creating excellent adhesion between the membrane and wet Concrete or Shot-Crete.
 2. All surfaces must be clean and sound before installing the Lap Joints
 3. Double sided tape must be used as supplied (min. 4" wide)

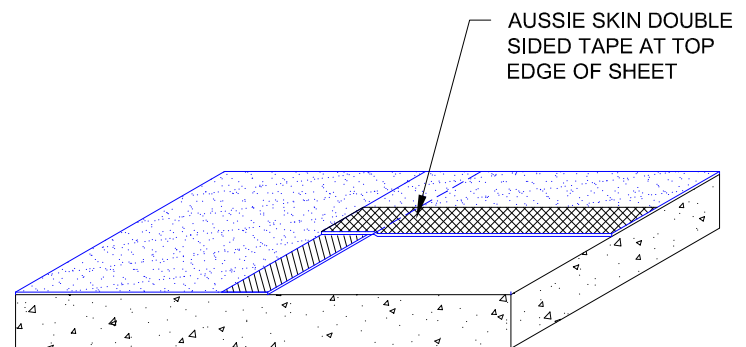
Below Water Table Installations
Below the water table, drain board may be substituted with approved protection layer

DETAIL #:
AVM-550-6002
AVM System 550
Aussie Skin 550

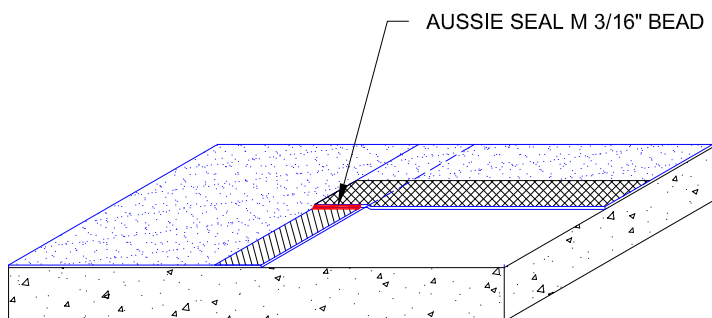
T-Lap Detail



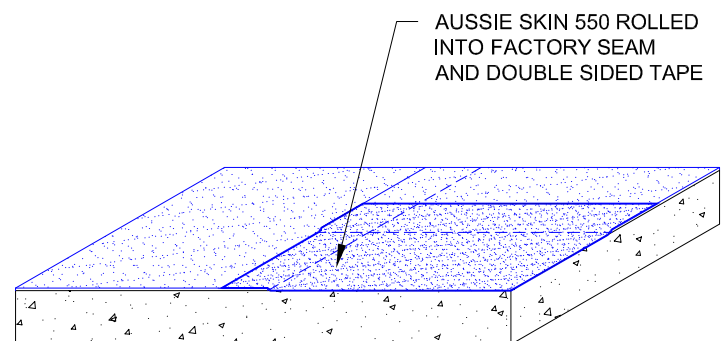
Step #1



Step #2



Step #3



Step #4

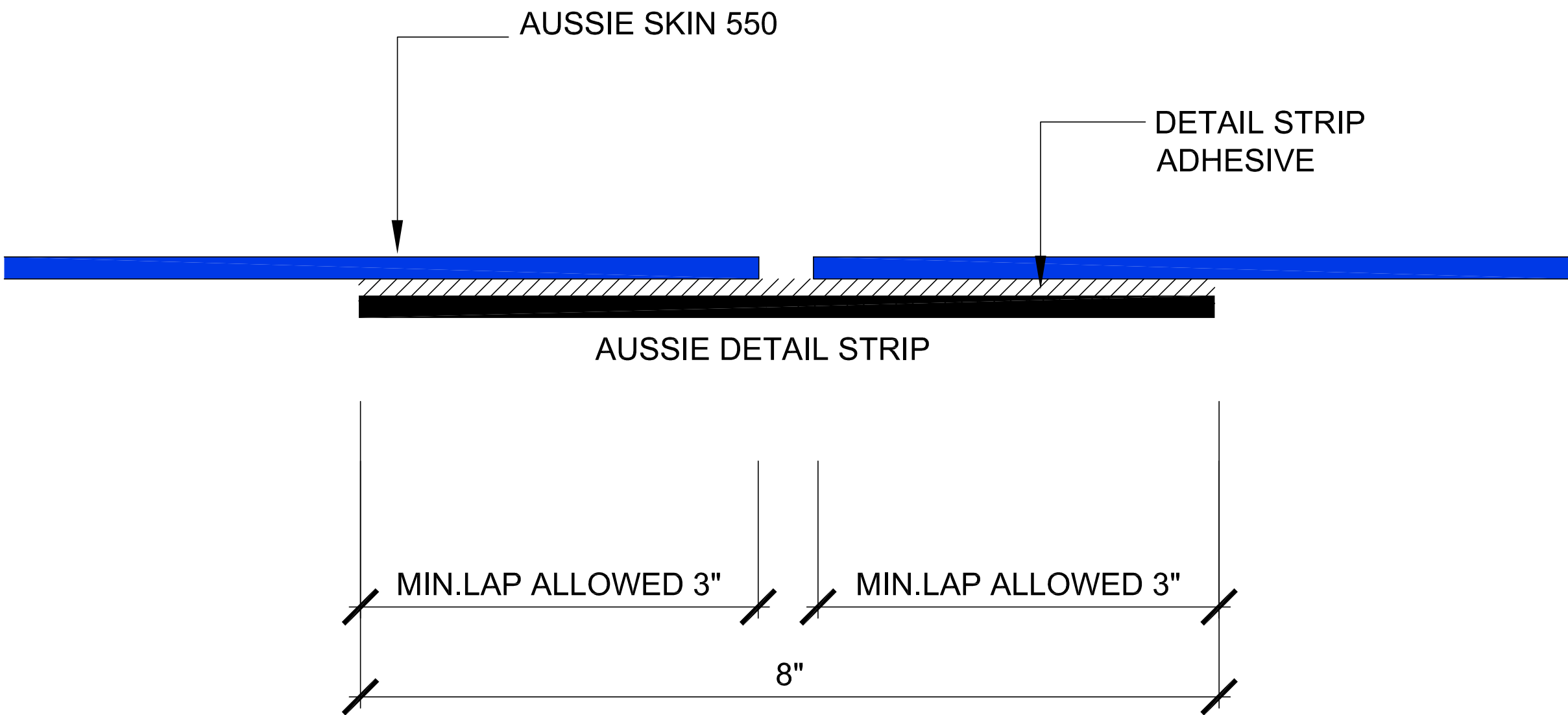

Notes:

1. Aussie Skin 550 is a Heavy, Duty, Easy to Install, Puncture Resistant Sheet Waterproofing Membrane with added technologies creating excellent adhesion between the membrane and wet Concrete or Shot-Crete.

DETAIL #:
AVM-550-6001

AVM System 550
Aussie Skin 550

Non-Factory Lap with Detail Strip



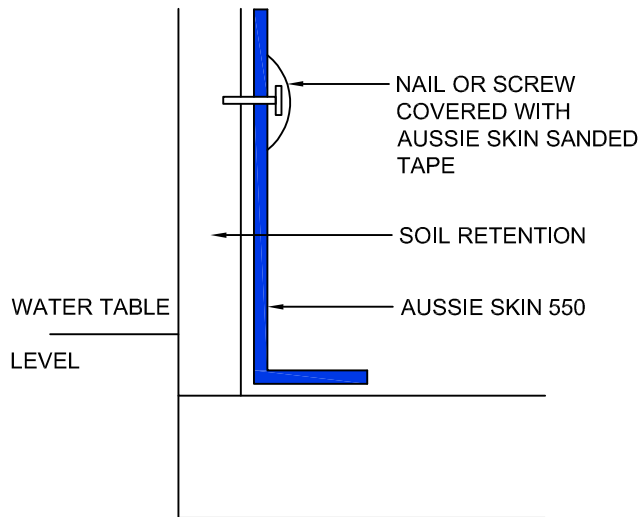
Important Note: When installing the "Alternative Non-Factory Lap", The Installation procedure should be as follows:

- 1) Remove the black plastic film from the Detail Strip to expose the Adhesive.
- 2) Lay down the first layer of Aussie Skin over the exposed Adhesive covering half the width of the detail strip. Roll the steel roller over the seam several times while applying significant pressure.
- 3) Lay down the 2nd layer of Aussie Skin over the remaining exposed adhesive. Leave 1/8"-1/4" of adhesive exposed between the two sheets of Aussie Skin. Roll the steel roller over the seam several times while applying significant pressure.
- 4) Verify seam is complete and properly bonded.

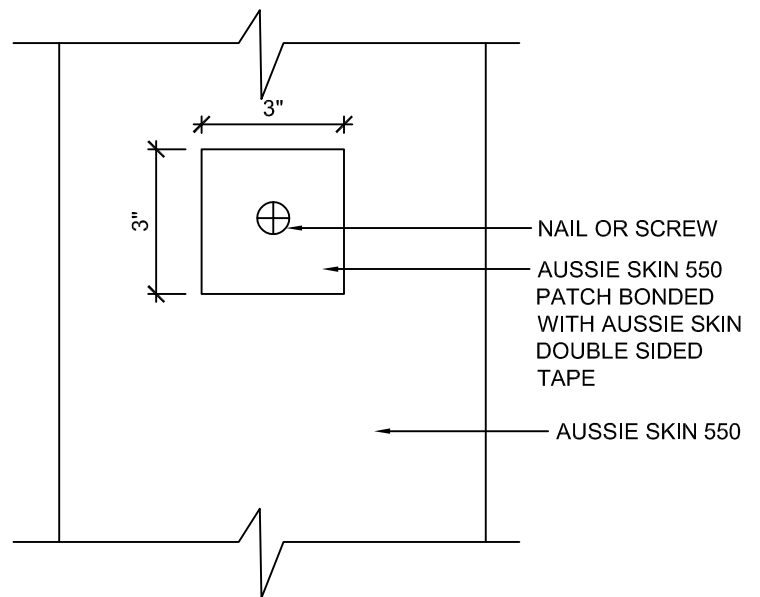
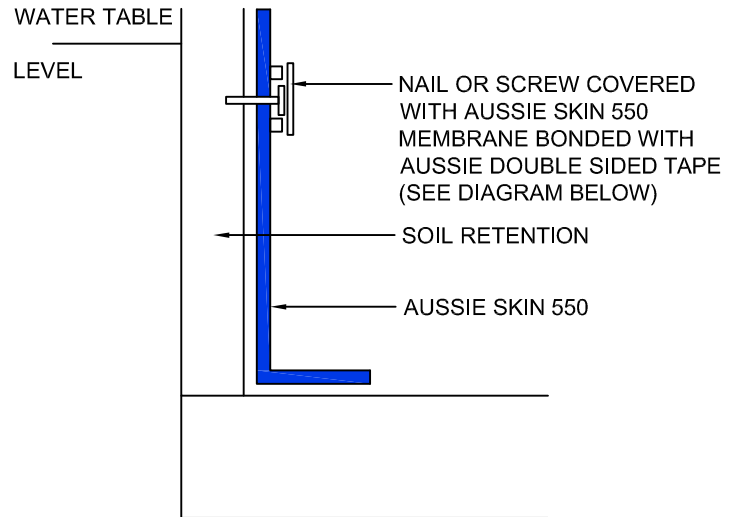
- NOTES:
1. Aussie Skin 550 is a Heavy, Duty, Easy to Install, Puncture Resistant Sheet Waterproofing Membrane with added technologies creating excellent adhesion between the membrane and wet Concrete or Shot-Crete.
 2. All surfaces must be clean and sound before installing the Lap Joints

Below Water Table Installations
Below the water table, drain board may be substituted with approved protection layer

NON-WATERTABLE PATCH



WATERTABLE PATCH



NOTES:

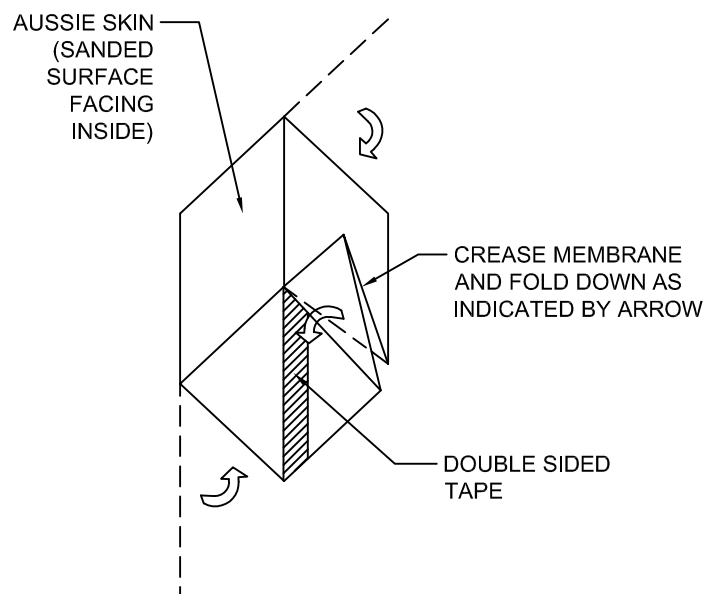
1. Aussie Skin 550 is a Heavy, Duty, Easy to Install, Puncture Resistant Sheet Waterproofing Membrane with added technologies creating excellent adhesion between the membrane and wet Concrete or Shot-Crete.
2. All nails, screws etc used to hang the Aussie Skin above the water table must be non-rusting and sealed with approved Sealant.

Below Water Table Installations

1. All nails, screws etc used to hang the Aussie Skin below the water table must be non-rusting and sealed with a 3"x3" patch of Aussie Skin 550 bonded with Aussie tape.

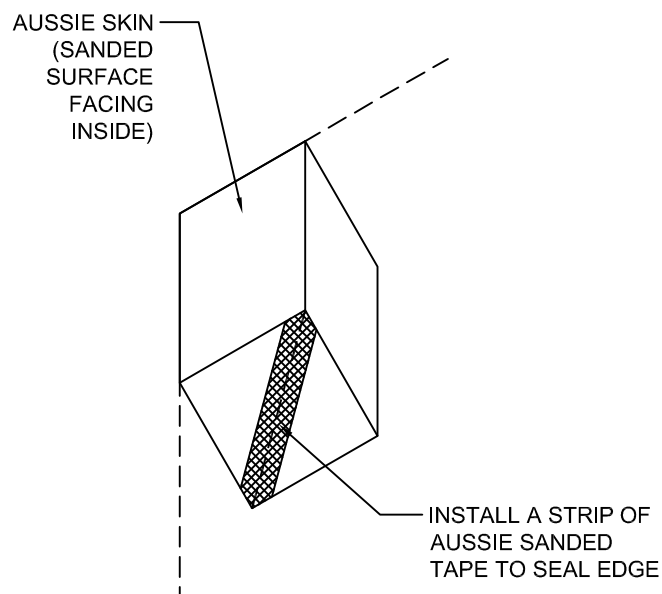
1

SANDED SURFACE FACING INSIDE



2

SANDED SURFACE FACING INSIDE



NOTES:

1. Aussie Skin 550 is a Heavy, Duty, Easy to Install, Puncture Resistant Sheet Waterproofing Membrane with added technologies creating excellent adhesion between the membrane and wet Concrete or Shot-Crete.
2. All surfaces must be clean and sound before installing the lap joints. (Remove excess sand before applying double sided tape).

DETAIL #:

AVM-550-6260

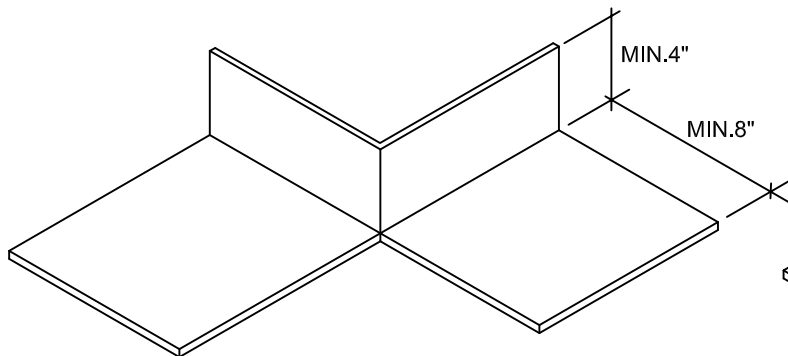
AVM System 550

Aussie Skin 550

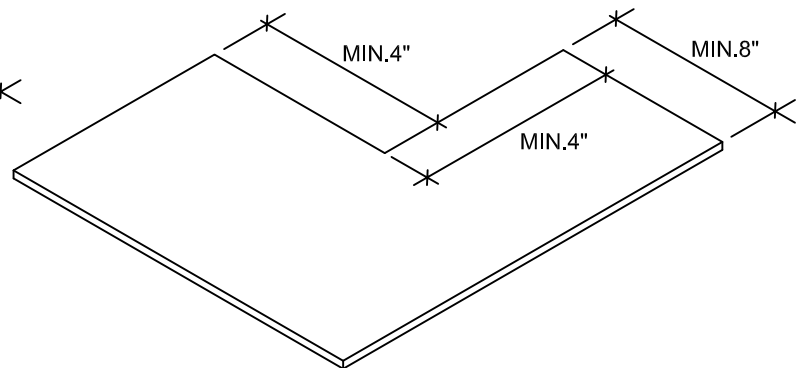
Outside Corner Detail - at Bottom of Wall



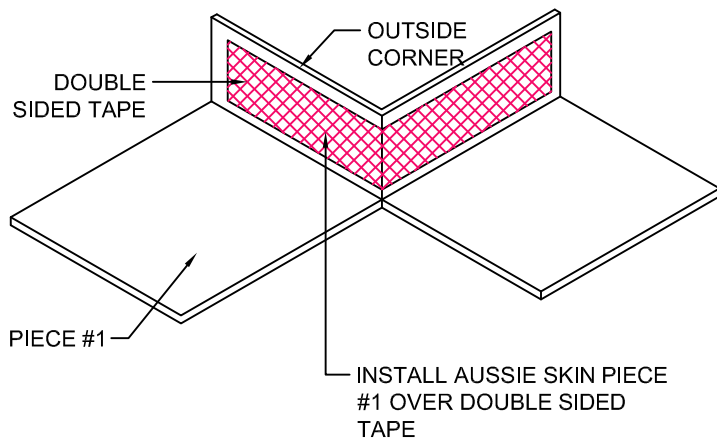
PIECE #1



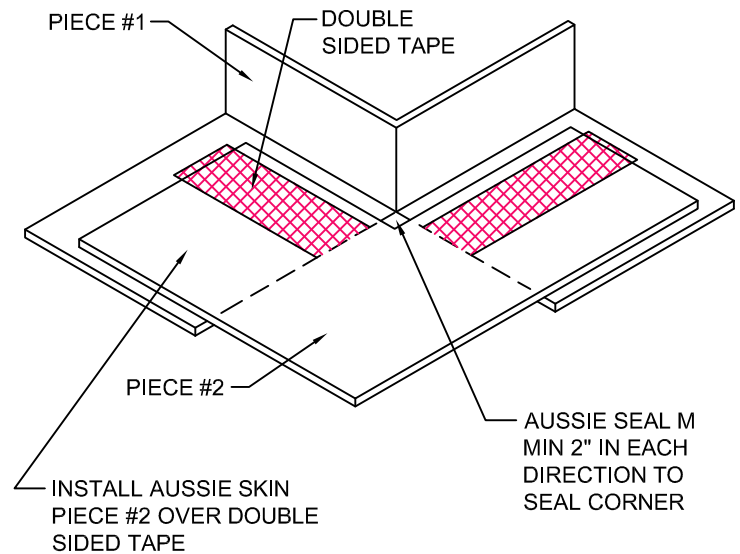
PIECE #2



STEP 1



STEP 2

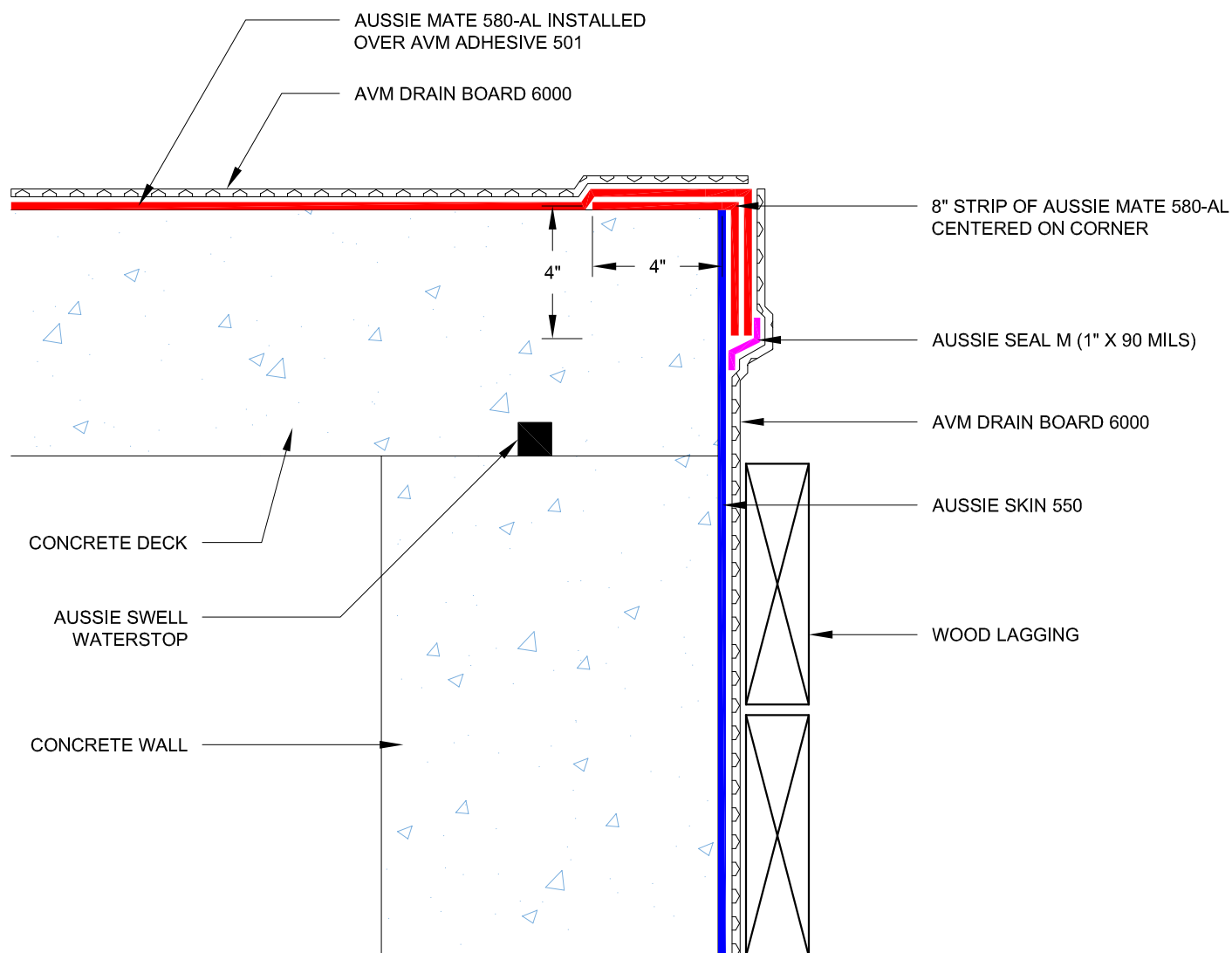


NOTES:

1. Aussie Skin 550 is a Heavy, Duty, Easy to Install, Puncture Resistant Sheet Waterproofing Membrane with added technologies creating excellent adhesion between the membrane and wet Concrete or Shot-Crete.
2. All surfaces must be clean and sound before installing the lap joints. (Remove excess sand before applying double sided tape)

DETAIL #:
0550-7000
AVM System 550
Aussie Skin 550

Transition to Aussie Mate 580-AL

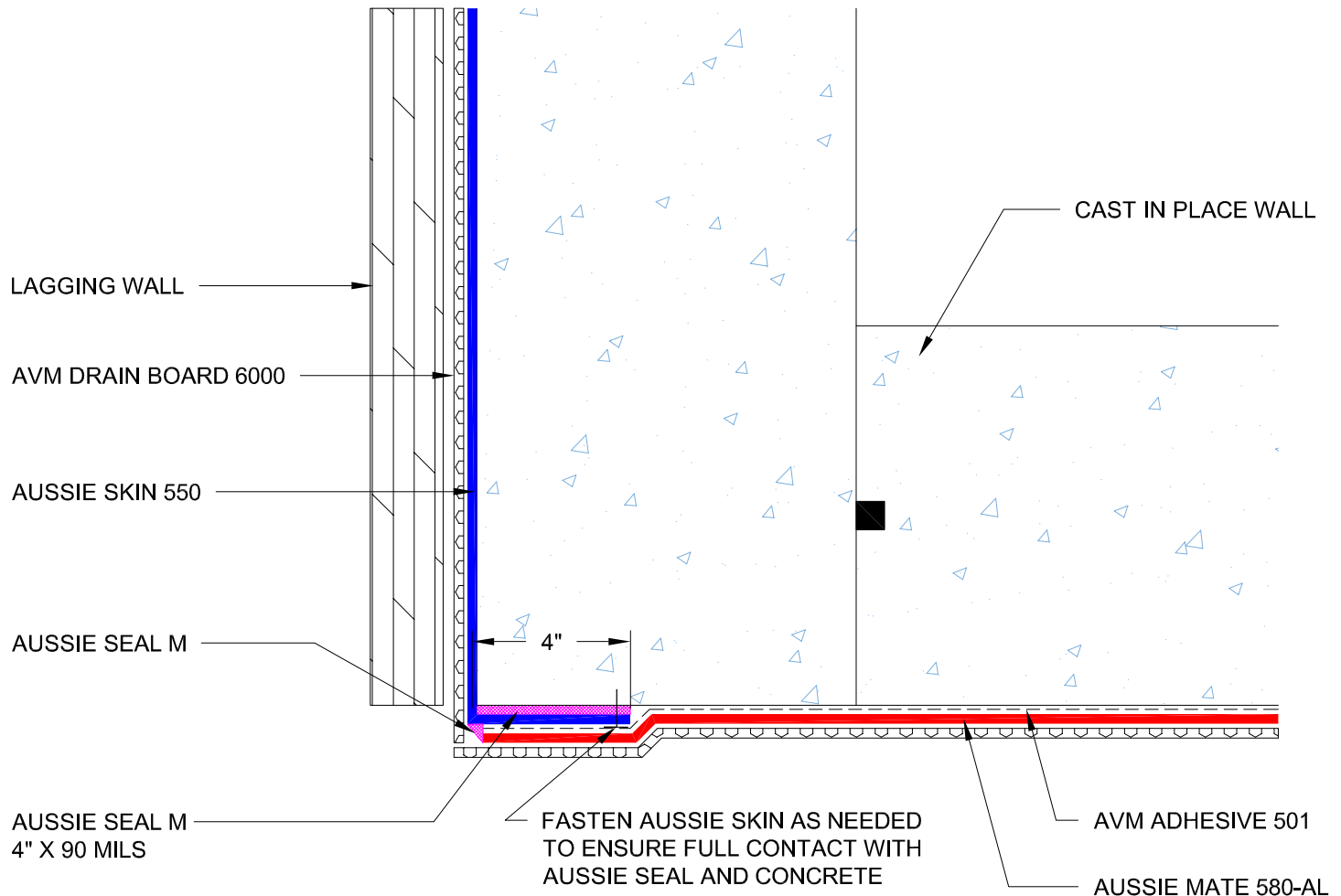


Notes:

1. Aussie Skin 550 is a Heavy, Duty, Easy to Install, Puncture Resistant Sheet Waterproofing Membrane with added technologies creating excellent adhesion between the membrane and wet Concrete or Shot-Crete.

DETAIL #:
0550-7010
AVM System 550
Aussie Skin 550

Aussie Skin Lagging Wall to Aussie Mate Free Standing Wall Transition



PLAN VIEW

Notes:

1. Aussie Skin 550 is a Heavy, Duty, Easy to Install, Puncture Resistant Sheet Waterproofing Membrane with added technologies creating excellent adhesion between the membrane and wet Concrete or Shot-Crete.
2. Aussie Mate 580-AL is an LARR approved Waterproofing membrane and Methane Barrier.
3. Aussie Mate 580-AL is a UV stable, 60-mil heavy duty bituminous sheet membrane with aluminum protection layer for Below-Grade waterproofing applications. Aussie Mate 580-AL may also be used as a methane and/or vapor barrier under horizontal slabs on grade.