



Aussie Skin® 550G

Heavy Duty (Blind-Side) Below Grade Waterproofing Membrane

Approved for Shot-Crete when applied over plywood, foam, drain board and lagging

Section 071000 / 071300 / 071353 / 071354
Sheet Applied Waterproofing

Product Name

Aussie Skin® 550G

AVM System No.

AVM System 550G

By

AVM Industries, Inc.
8245 Remmet Ave, Canoga Park, CA 91304
888.414.1041 818.888.0050
www.avmindustries.com

Product Description

The **AVM Aussie Skin 550G** is a Heavy, Duty, Easy to Install, Puncture Resistant HDPE Sheet Waterproofing Membrane with advanced weather resistant dual factory laps, two release liners, a low reflectivity exposed surface, two non-factory lap options and additional technologies creating excellent adhesion between the membrane and wet Concrete or Shot-Crete. Once the Concrete or Shot-Crete is cured, the membrane will become fully bonded to the concrete surfaces eliminating any potential migration of water between itself and the concrete surfaces to which it is bonded.

Where to Use

Retaining Walls, Basements, Under-Slabs, Mud-Slabs, Tunnels, etc.:

AVM Aussie Skin 550G may be applied either horizontally to smoothly prepared concrete substrates and/or compacted earth or crushed stone substrates. May also be applied vertically to permanent formwork such as lagging. Concrete is then cast directly against the adhesive side of the membrane.

Note: **AVM Aussie Skin 550G** is not suited to waterproof roofs or other internal wet areas.

Application Method:

Pre-Applied, loosely laid.

Warranty

AVM Industries provides a standard five (5) year warranty. Ten (10) year warranties are also available. For complete warranty details, contact AVM Industries or consult with your applicator. Shot-Crete to conform to ACI 506 Standards.

Delivery, Storage, and Handling

a. Delivery of all the **AVM Aussie Skin 550G** materials to the job site must be in their original sealed containers, with manufacturer's name and label intact.



- Handle and store containers in accordance with printed instructions. Shelf Life: One year from date of manufacture.
- Long term storage (more than a week): Store indoors at temperatures between 50°F and 90°F. On job sites, if product will be exposed to the weather for more than a week, best to cover with a tarp or other protection.
- Failure to comply with the recommended storage conditions may affect product performance and/or void the warranty.
- Keep all materials out of the reach of children.
- If irritation occurs during use, liberally flush affected areas with water. If irritation continues, see a physician immediately.

Project Conditions

- All surfaces to which the Aussie Skin 550G is applied must be sound and stable, with an even finish and free from sharp protruding items, dust, loose debris, grease, curing agents, or anything else that might damage or prevent the proper installation of the membrane.
- The Aussie Skin may be applied at temperatures as low as 20°F and as high as 110°F. For applications at temperatures between 20°F to 40°F, follow the cold weather installation procedures.
- For best results, Aussie Skin should be installed in dry conditions. When installing in damp or wet conditions, additional steps are required. See Aussie Skin Installation Instructions for more info. (Note: Aussie Skin can be damp or wet when concrete is poured, as long as there is no ponding water on its surface.)
- Warn personnel against hazards or hazardous conditions on the job that might require special protective gear and or any other special protective or safety procedures.
- Protect adjacent surfaces which could be damaged during the application procedure.
- This system must not be used to cover Expansion Joints.

System Application

Read the **AVM Aussie Skin 550G** Training Manual/Installation Instructions Prior to Installation. Application instructions vary based on application surfaces, job conditions, temperatures, etc.

Quality Control

- Visually inspect all coated surfaces to ensure a full and proper application, especially at seams, corners, drainage footings, penetrations and other hard-to-reach areas.
- All unsatisfactory areas shall be repaired prior to final acceptance.

Protection of Installed Work

- The membrane shall be protected until concrete is properly poured over it.
- Do not leave the membrane exposed for more than 60 days.
- Always protect the waterproofing from possible damage. If membrane becomes damaged, contact waterproofing installer or AVM before proceeding with pouring concrete.
- Once the Aussie Skin is installed (The seams have been bonded together), the Aussie Skin (including the seams) may be immediately exposed to both, rain or water. Aussie Seal M does not have to be fully cured before it's exposed to rain or water.

Availability and Cost

Contact AVM Industries or your approved applicator for pricing and availability.

Technical Services

Technical services are available by contacting our offices at: **888.414.1041** or **818.888.0050** or visit www.avmindustries.com

System Specifications

See next page.

PATENT PENDING: Some features of our product or assembly are protected under patent laws by one or more pending US patent(s).

The following coverages are based on controlled tests. Actual coverages may vary.

Item/Component	Packaging	Approximate Shipping Weights	Qty per Pallet	VOC
Aussie Skin 550G Membrane 1M (75 Mils)	3.28'x65.6' Roll (215 sq.ft.)	74.8 lbs. (34 kg) / Roll	25 Rolls/Pallet	N/A
Aussie Skin 550G Membrane 2M (75 Mils)	6.56'x65.6' Roll (430 sq.ft.)	149.6 lbs (68 kg) / Roll		N/A
Aussie Skin Detail Strip 550G	7.75'x65.6' Roll	30.8 lbs (14 kg) / Roll		N/A
Aussie Skin Detail Strip 560G	13.1'x65.6' Roll	11 Lbs / Roll		N/A
Aussie Skin Double Sided Tape 4"	4"x33' Roll	2.2 lbs / Roll		N/A
Aussie Skin Fabric Tape 4"	3.9"x49" Roll	2.4 lbs / Roll		N/A
Aussie Skin Sanded Tape 4"	3.9"x65.6' Roll	6 lbs / Roll		N/A

LO21 Waterproofing Test Results	Test Results	Test Requirements	Test Method
Puncture Resistance	239 Lbf	Min 40 Lbs	ASTM E154
Hydrostatic Pressure Resistance	192 PSI	As Tested	ASTM D751
Lateral Water Migration Resistance	231 feet (71 M) of hydrostatic head pressure	Pass	ASTM D ⁵³⁸⁵ Modified ¹
Resistance to Hydrostatic Head	231 feet (71M) of hydrostatic head pressure	Pass	ASTM D5385
Adhesion to Concrete and Masonry	10 Pounds	Min 5 Pounds	ASTM D903
Tension & Elongation: Machine Direction	1061 %	Min 250%	ASTM D412
Tension & Elongation: Cross Machine Direction	1050 %	Min 250%	ASTM D412
Tensile Strength	35.6 Mpa	As Tested	ASTM D412
Accelerated Aging	No considerable reduction in Tension and Elongation of Aged Specimens	Pass. No considerable reduction in either	ASTM G23 & G153
Resistance to Decay (Weight Loss)	0.8%	Max 10%	ASTM E154
Resistance to Decay (Permeance Loss)	0%	Max 10%	ASTM E154
Water Vapor Transmission	0.016 Perms	Max 0.1 Perms	ASTM E96
Water Vapor Transmission after Decay	0.016 Perms	Max 0.1 Perms	ASTM E96
Low temperature flexibility	Unaffected at -29°C	Not Listed	ASTM D1970
Shear strength of joints	14.5 (N/mm)	Not Listed	ASTM D1876
Water Absorption	0.059%	As Tested	ASTM D570
PCE Diffusion Coefficient	7.09E-13m ² /s	Report Results	ASTM 96/96M-16

1. Lateral water migration resistance is tested by casting concrete and shot-crete against membrane with a hole and subjecting the membrane to hydrostatic head pressure with water. The test measures the resistance of lateral water migration between the concrete and the membrane. Tests were performed by an independent certified lab. (This test is in addition to the LO21 testing requirements)

Shot-Crete Test Results	Test Method	Results	Requirements
Installation over Plywood or directly on the Lagging			
Waterproof Integrity of Side (factory) Lap, overlap installed over 2" plywood joint with nails in laps	ASTM D 5385	Pass	No water leakage detected up to 100 PSI
Waterproof Integrity of End (non-factory) Lap, overlap installed over 2" plywood joint	ASTM D 5385	Pass	
Waterproof Integrity of Side (factory) Lap, overlap installed over 2" plywood joint without nails in laps	ASTM D 5385	Pass	
Puncture Integrity at Screw Protrusion, Membrane installed over 1/4" protruding #8 bugle head wood screw	Visual Inspection	Pass	No puncture detected
Installation over Lagging 0.5" EPS Insulation Board (Foam)			
Waterproof Integrity of Side (factory) Lap, overlap installed over EPS Foam Board located over 2" lagging joint with nails in laps	ASTM D 5385	Pass	No water leakage detected up to 100 PSI
Waterproof Integrity of End (non-factory) Lap, overlap installed over EPS Foam Board located over 2" lagging joint	ASTM D 5385	Pass	
Waterproof Integrity of Side (non-factory) Lap, overlap installed over EPS Foam Board located over 2" lagging joint; Joint without nails in laps	ASTM D 5385	Pass	
Puncture Integrity at Nail Protrusion Membrane installed over 1/4" protruding nail with 7/32" dia. head	Visual Inspection	Pass	No puncture detected
Installation over Drain Board			
Waterproof Integrity of Side (factory) Lap, overlap installed over Drain Board located over 2" lagging joint with nails in laps	ASTM D 5385	Pass	No water leakage detected up to 100 PSI
Waterproof Integrity of End (non-factory) Lap, overlap installed over Drain Board located over 2" lagging joint	ASTM D 5385	Pass	
Waterproof Integrity of Side (non-factory) Lap, overlap installed over Drain Board located over 2" lagging joint; Joint without nails in laps	ASTM D 5385	Pass	
Puncture Integrity at Nail Protrusion Membrane installed over 1/4" protruding nail with 7/32" dia. head	Visual Inspection	Pass	No puncture detected

Note: "Test Requirements" as listed in Los Angeles City Test Protocol L021, *Acceptance Criteria for Below-Grade Exterior Damp-Proofing and Waterproofing Materials dated May 2004* And Los Angeles City Shot-Crete Test Protocol dated April 26, 2016.

For a complete list of details in CAD or PDF, please visit our website at www.avmindustries.com.

AVM Industries, Inc.
8245 Remmet Ave, Canoga Park, CA 91304
888.414.1041 818.888.0050

Quality Waterproofing Products



www.avmindustries.com

Aussie Skin® is a registered trademark of AVM Industries, Inc.



Aussie Skin® Detail Strip 550G

Heavy Duty Below Grade Waterproofing Membrane Detail Strip

Section 071000 / 071300 / 071353 / 071354
Sheet Applied Waterproofing

Product Name

Aussie Skin® Detail Strip 550G

By

AVM Industries, Inc.
8245 Remmet Ave, Canoga Park, CA 91304
888.414.1041 818.888.0050
www.avmindustries.com

Product Description

AVM Aussie Skin Detail Strip 550G is a narrow roll (7.75" wide) of the Aussie Skin (without sand) used for detailing corners and other small or hard to reach areas.

Where to Use

Retaining Walls, Basements, Under-Slabs, Mud-Slabs, Tunnels, etc.:

AVM Aussie Skin Detail Strip 550G may be applied on both horizontal and vertical surfaces and is primarily used in detailing the Aussie Skin waterproofing system in corners, edges, penetrations, etc. For more information, refer to the Aussie Skin waterproofing system documentation.

Application Method:

See Aussie Skin Installation Instructions

Warranty

The **AVM Aussie Skin Detail Strip 550G** is part of the AVM Aussie Skin 550G Waterproofing System. Refer to the Aussie Skin warranty for details. Shot-Crete to conform to ACI 506 Standards

Delivery, Storage, and Handling

- Delivery of all the **AVM Aussie Skin Detail Strip 550G** materials to the job site must be in their original sealed containers, with manufacturer's name and label intact.
- Handle and store containers in accordance with printed instructions. Shelf Life: One year from date of manufacture.
- Long term storage (more than a week): Store indoors at temperatures between 50°F and 90°F. On job sites, if product will be exposed to the weather for more than a week, best to cover with a tarp or other protection.
- Failure to comply with the recommended storage conditions may affect product performance and/or void the warranty.
- Keep all materials out of the reach of children.



- If irritation occurs during use, liberally flush affected areas with water. If irritation continues, see a physician immediately.

Project Conditions

- All surfaces to which the Aussie Skin Detail Strip will be applied to must be sound and stable, with an even finish and free from sharp protruding items, dust, loose debris, grease, curing agents, or anything else that might damage or prevent the proper installation of the tape and/or result in improper installation of the membrane.
- The Aussie Skin Detail Strip may be applied at temperatures as low as 20°F and as high as 110°F. For applications at temperatures between 20°F to 40°F, follow the cold weather installation procedures.
- For best results, Detail Strip should be installed in dry conditions. When installing in damp or wet conditions, additional steps are required. See Aussie Skin Installation Instructions for more info.
- Warn personnel against hazards or hazardous conditions on the job that might require special protective gear and/or any other special protective or safety procedures.
- Protect adjacent surfaces which could be damaged during the application procedure.
- This system must not be used to cover Expansion Joints.

System Application

Read the AVM Aussie Skin Installation Instructions Prior to Installation. Application instructions vary based on application surfaces, job conditions, etc.

Quality Control

- Visually inspect all coated surfaces to ensure a full and proper application, especially at seams, corners, drainage footings, penetrations and other hard-to-reach areas.
- All unsatisfactory areas shall be repaired prior to final acceptance.

Protection of Installed Work

- The membrane shall be protected until concrete is properly poured over it.
- Do not leave the membrane exposed for more than 60 days.
- Always protect the waterproofing from possible damage. If membrane became damaged, contact waterproofing installer or AVM before proceeding with pouring concrete.

Availability and Cost

Contact AVM Industries or your approved applicator for pricing and availability.

Technical Services

Technical services are available by contacting our offices at: **888.414.1041** or **818.888.0050** or visit www.avmindustries.com

System Specifications

See next page.

The following coverages are based on controlled tests. Actual coverages may vary.

Item/Component	Packaging	Approximate Shipping Weights	Qty per Pallet	VOC
Aussie Skin 550G Membrane 1M (75 Mils)	3.28'x65.6' Roll (215 sq.ft.)	74.8 lbs. (34 kg) / Roll	25 Rolls/Pallet	N/A
Aussie Skin 550G Membrane 2M (75 Mils)	6.56'x65.6' Roll (430 sq.ft.)	149.6 lbs (68 kg) / Roll		N/A
Aussie Skin Detail Strip 550G	7.75"x65.6' Roll	11 lbs / Roll		N/A
Aussie Skin Double Sided Tape 4"	4"x33' Roll	2.2 lbs / Roll		N/A
Aussie Skin Sanded Tape 4"	3.9"x65.6' Roll	6 lbs / Roll		N/A
Aussie Skin® Sanded Tape 4"	3.9"x65.6' Roll	6 lbs / Roll		N/A

L021 Waterproofing Test Results	Test Results	Test Requirements	Test Method
Puncture Resistance	239 Lbf	Min 40 Lbs	ASTM E154
Hydrostatic Pressure Resistance	192 PSI	As Tested	ASTM D751
Lateral Water Migration Resistance	231 feet (71 M) of hydrostatic head pressure	Pass	ASTM D5385 Modified 1
Resistance to Hydrostatic Head	231 feet (71 M) of hydrostatic head pressure	Pass	ASTM D5385
Adhesion to Concrete and Masonry	10 Pounds	Min 5 Pounds	ASTM D903
Tension & Elongation: Machine Direction	1061 %	Min 250%	ASTM D412
Tension & Elongation: Cross Machine Direction	1050 %	Min 250%	ASTM D412
Accelerated Aging	No considerable reduction in Tension and Elongation of Aged Specimens	Pass. No considerable reduction in either	ASTM G23 & G153
Resistance to Decay (Weight Loss)	0.8%	Max 10%	ASTM E154
Resistance to Decay (Permeance Loss)	0%	Max 10%	ASTM E154
Water Vapor Transmission	0.016 Perms	Max 0.1 Perms	ASTM E96
Water Vapor Transmission after Decay	0.016 Perms	Max 0.1 Perms	ASTM E96
Low temperature flexibility	Unaffected at -29°C	Not Listed	ASTM D1970
Shear strength of joints	14.5 (N/mm)	Not Listed	ASTM D1876
Water Absorption	0.059%	As Tested	ASTM D570
PCE Diffusion Coefficient	7.09E-13m²/s	Report Results	ASTM 96/96M-16

1. Lateral water migration resistance is tested by casting concrete and shot-crete against membrane with a hole and subjecting the membrane to hydrostatic head pressure with water. The test measures the resistance of lateral water migration between the concrete and the membrane. Tests were performed by an independent certified lab. (This test is in addition to the L021 testing requirements)

Shot-Crete Test Results	Test Method	Results	Requirements
Installation over Plywood or directly on the Lagging			
Waterproof Integrity of Side (factory) Lap, overlap installed over 2" plywood joint with nails in laps	ASTM D 5385	Pass	No water leakage detected up to 100 PSI
Waterproof Integrity of End (non-factory) Lap, overlap installed over 2" plywood joint	ASTM D 5385	Pass	
Waterproof Integrity of Side (factory) Lap, overlap installed over 2" plywood joint without nails in laps	ASTM D 5385	Pass	
Puncture Integrity at Screw Protrusion, Membrane installed over 1/4" protruding #8 bugle head wood screw	Visual Inspection	Pass	No visual detection of puncture
Installation over Lagging 0.5" EPS Insulation Board (Foam)			
Waterproof Integrity of Side (factory) Lap, overlap installed over EPS Foam Board located over 2" lagging joint with nails in laps	ASTM D 5385	Pass	No water leakage detected up to 100 PSI
Waterproof Integrity of End (non-factory) Lap, overlap installed over EPS Foam Board located over 2" lagging joint	ASTM D 5385	Pass	
Waterproof Integrity of Side (non-factory) Lap, overlap installed over EPS Foam Board located over 2" lagging joint; Joint without nails in laps	ASTM D 5385	Pass	
Puncture Integrity at Nail Protrusion Membrane installed over 1/4" protruding nail with 7/32" dia. head	Visual Inspection	Pass	No visual detection of puncture
Installation over Drain Board			
Waterproof Integrity of Side (factory) Lap, overlap installed over Drain Board located over 2" lagging joint with nails in laps	ASTM D 5385	Pass	No water leakage detected up to 100 PSI
Waterproof Integrity of End (non-factory) Lap, overlap installed over Drain Board located over 2" lagging joint	ASTM D 5385	Pass	
Waterproof Integrity of Side (non-factory) Lap, overlap installed over Drain Board located over 2" lagging joint; Joint without nails in laps	ASTM D 5385	Pass	
Puncture Integrity at Nail Protrusion Membrane installed over 1/4" protruding nail with 7/32" dia. head	Visual Inspection	Pass	No visual detection of puncture

Note: "Test Requirements" as listed in Los Angeles City Test Protocol L021, *Acceptance Criteria for Below-Grade Exterior Damp-Proofing and Waterproofing Materials dated May 2004* And Los Angeles City Shot-Crete Test Protocol dated April 26, 2016.

For a complete list of details in CAD or PDF, please visit our website at www.avmindustries.com.

AVM Industries, Inc.
8245 Remmet Ave, Canoga Park, CA 91304
888.414.1041 818.888.0050

Quality Waterproofing Products



www.avmindustries.com

Aussie Skin® is a registered trademark of AVM Industries, Inc.



Aussie Skin® Double Sided Tape

Double Sided Tape for AVM Aussie Skin® Waterproofing System

Section 071000 / 071300 / 071353 / 071354
Heavy Duty Below Grade / Under-Slab
Waterproofing Membrane

Product Name

Aussie Skin® Double Sided Tape

By

AVM Industries, Inc.
8245 Remmet Ave, Canoga Park, CA 91304
888.414.1041 818.888.0050
www.avmindustries.com

Product Description

The **AVM Aussie Skin Double Sided Tape** is a Heavy Duty, Easy to Install, double sided tape used with the AVM Aussie Skin Waterproofing system.

Where to Use

Retaining Walls, Basements, Under-Slabs,
Mud-Slabs, Tunnels, etc.:

AVM Aussie Skin Double Sided Tape may be applied on both horizontal and vertical Aussie Skin waterproofing applications and is also used in detailing the Aussie Skin waterproofing system in corners, edges, penetrations, etc. For more information, refer to the **AVM Aussie Skin** documentation.

Application Method:

Pre-Applied to the **AVM Aussie Skin** sheets and also field applied as needed.

Warranty

The **AVM Aussie Skin Double Sided Tape** is part of the **AVM Aussie Skin Waterproofing System**. Refer to the **AVM Aussie Skin** warranty for details.

Delivery, Storage, and Handling

- Delivery of all the **AVM Aussie Skin Double Sided Tape** materials to the job site must be in their original sealed containers, with manufacturer's name and label intact.
- Handle and store containers in accordance with printed instructions.
- Shelf Life: One year from date of manufacture.
- Long term storage (more than a week): Store indoors at temperatures between 50°F and 90°F. On job sites, if product will be exposed to the weather for more than a week, best to cover with a tarp or other protection.



- Failure to comply with the recommended storage conditions may affect product performance and/or void the warranty.
- Keep all materials out of the reach of children.
- If irritation occurs during use, liberally flush affected areas with water. If irritation continues, see a physician immediately.

Project Conditions

- All surfaces to which the **Aussie Skin 550 Double Sided Tape** will be applied to must be sound and stable, with an even finish and free from sharp protruding items, dust, loose debris, grease, curing agents, or anything else that might damage or prevent the proper installation of the tape and/or result in improper installation of the membrane.
- The **Aussie Skin Double Sided Tape** may be applied at temperatures as low as 20°F and as high as 110°F. For applications at temperatures between 20°F to 40°F, follow the cold weather installation procedures.
- All surfaces must be completely dry to ensure proper bonding of seams and tapes.
- Warn personnel against hazards or hazardous conditions on the job that might require special protective gear and or any other special protective or safety procedures.
- Protect adjacent surfaces which could be damaged during the application procedure.
- This system must not be used to cover Expansion Joints.

System Application

Read the **AVM Aussie Skin 550G/560G Installation Instructions** prior to installation. Application instructions vary based on application surfaces, job conditions, temperatures, etc.

Quality Control

- Visually inspect all coated surfaces to ensure a full and proper application, especially at seams, corners, drainage footings, penetrations and other hard-to-reach areas.
- All unsatisfactory areas shall be repaired prior to final acceptance.

Protection of Installed Work

- The membrane shall be protected until concrete is properly poured over it.
- ALL Double Sided tape must be covered with Aussie Skin the same day it's installed!
- Always protect the waterproofing from possible damage. If membrane becomes damaged, contact waterproofing installer or AVM before proceeding with pouring concrete.
- Once the Aussie Skin is installed (The seams have been bonded together), the Aussie Skin (including the seams) may be immediately exposed to both, rain or water. Aussie Sealant must be fully cured before it's exposed to rain or water.

Availability and Cost

Contact AVM Industries or your approved applicator for pricing and availability.

Technical Services

Technical services are available by contacting our offices at: **888.414.1041** or **818.888.0050** or visit www.avmindustries.com

System Specifications

See next page.

The following coverages are based on controlled tests. Actual coverages may vary.

Item/Component	Packaging	Approximate Shipping Weights	Qty per Pallet	VOC
Aussie Skin® Double Sided Tape 4"	4"x33' Roll	2.2 Lbs / Roll		N/A

No.	Item	Value	
1	Permanence of Adhesives,	≥ 20	
2	Thermal Resistance	70°C 2h ,no displacement, flow or dropping	
3	Low Temperature Flexibility	-25°C, no cracking	
4	Peeling strength (N/mm)	Aussie Skin Membranes	≥ 1.0
		Cement Mortar Board	≥ 0.6
		Steel	≥ 0.6
5	Retention rate of Peeling Strength (60°C /168h)	Aussie Skin Membranes	≥ 80
		Cement Mortar Board	≥ 80
		Steel	≥ 80
6	Retention rate of Peeling Strength (Ca(OH)2 /168h)	Aussie Skin Membranes	≥ 80
		Cement Mortar Board	≥ 80
		Steel	≥ 80
7	Retention rate of Peeling Strength (Submersion test/168h)	Aussie Skin Membranes	≥ 80
		Cement Mortar Board	≥ 80
		Steel	≥ 80

For a complete list of details in CAD or PDF, please visit our website at www.avmindustries.com.

AVM Industries, Inc.
8245 Remmet Ave, Canoga Park, CA 91304
888.414.1041 818.888.0050

Quality Waterproofing Products



www.avmindustries.com

Aussie Skin® is a registered trademark of AVM Industries, Inc.



Aussie Skin® Sanded Tape

Sanded Tape for AVM Aussie Skin® Waterproofing System

Section 071000 / 071300 / 071353 / 071354
Sheet Applied Waterproofing

Product Name

Aussie Skin® Sanded Tape

By

AVM Industries, Inc.
8245 Remmet Ave, Canoga Park, CA 91304
888.414.1041 818.888.0050
www.avmindustries.com

Product Description

The **AVM Aussie Skin Sanded Tape** is an Easy to Install, sanded tape used with the AVM Aussie Skin Waterproofing system.

Where to Use

Retaining Walls, Basements, Under-Slabs, Mud-Slabs, Tunnels, etc.:

AVM Aussie Skin Sanded Tape may be applied on both horizontal and vertical Aussie Skin waterproofing applications and is also used in detailing the Aussie Skin waterproofing system in corners, edges, penetrations, un-sanded exposed areas etc. For more information, refer to the **AVM Aussie Skin** Installation Instructions.

Application Method:

Field-Applied to the **AVM Aussie Skin** sheets as needed.

Warranty

The **AVM Aussie Skin Sanded Tape** is part of the **AVM Aussie Skin Waterproofing System**. Refer to the Aussie Skin Installation Instructions for details.

Delivery, Storage, and Handling

- Delivery of all the **AVM Aussie Skin Sanded Tape** materials to the job site must be in their original sealed packaging, with manufacturer's name and label intact.
- Handle and store containers in accordance with printed instructions. Shelf Life: One year from date of manufacture.
- Long term storage (more than a week): Store indoors at temperatures between 50°F and 90°F. On job sites, if product will be exposed to the weather for more than a week, best to cover with a tarp or other protection.
- Failure to comply with the recommended storage conditions may affect product performance and/or void the warranty
- Keep all materials out of the reach of children.
- If irritation occurs during use, liberally flush affected areas with water. If irritation continues, see a physician immediately.



Project Conditions

- All surfaces to which the **Aussie Skin Sanded Tape** is applied must be sound and stable, with an even finish and free from sharp protruding items, dust, loose debris, grease, curing agents, or anything else that might damage or prevent the proper installation of the membrane.
- The **Aussie Skin Sanded Tape** may be applied at temperatures as low as 20°F and as high as 110°F. For applications at temperatures between 20°F to 40°F, follow the cold weather installation procedures.
- All surfaces must be completely dry to ensure proper bonding of seams and tapes.
- Warn personnel against hazards or hazardous conditions on the job that might require special protective gear and or any other special protective or safety procedures.
- Protect adjacent surfaces which could be damaged during the application procedure.
- This system must not be used to cover Expansion Joints..

System Application

Read the **AVM Aussie Skin Installation Instructions** prior to installation. Application instructions vary based on application surfaces, job conditions, etc.

Quality Control

- Visually inspect all coated surfaces to ensure a full and proper application, especially at seams, corners, drainage footings, penetrations and other hard-to-reach areas.
- All unsatisfactory areas shall be repaired prior to final acceptance.

Protection of Installed Work

- The membrane shall be protected until concrete is properly poured over it.
- Do not leave the membrane exposed for more than 60 days.
- Always protect the waterproofing from possible damage. If membrane became damaged, contact waterproofing installer or AVM before proceeding with pouring concrete.
- Once the Aussie Skin is installed (The seams have been bonded together), the Aussie Skin (including the seams) may be immediately exposed to both, rain or water. Aussie Sealant must be fully cured before it's exposed to rain or water.

Availability and Cost

Contact AVM Industries or your approved applicator for pricing and availability.

Technical Services

Technical services are available by contacting our offices at: **888.414.1041** or **818.888.0050** or visit www.avmindustries.com

System Specifications

See next page.

The following coverages are based on controlled tests. Actual coverages may vary.

Item/Component	Packaging	Approximate Shipping Weights	Qty per Pallet	VOC
Aussie Skin® Sanded Tape 4"	3.9"x65.6' Roll	6 Lbs / Roll		N/A

For a complete list of details in CAD or PDF, please visit our website at www.avmindustries.com.

AVM Industries, Inc.
8245 Remmet Ave, Canoga Park, CA 91304
888.414.1041 818.888.0050

Quality Waterproofing Products



www.avmindustries.com

Aussie Skin® is a registered trademark of AVM Industries, Inc.

AVM Aussie Swell® Red (The Red Waterstop) Expandable Waterstop

AVM System 940, Aussie Swell® Red, Expandable Bentonite Waterstop

Sections Section 031100 / 031500 / 031513.16
Expandable Waterstop**Product Name**

AVM Aussie Swell® Red

Manufactured byAVM Industries, Inc.
8245 Remmet Ave, Canoga Park, CA 91304
888.414.1041 818.888.0050
www.avmindustries.com**Product Description**

Aussie Swell Red is a hydrophilic strip waterstop and that is a formulated blend of sodium bentonite & butyl rubber. Aussie Swell Red is an active waterstop which reacts with water to seal construction joints within concrete. The seal resists hydrostatic pressure, stopping the passage of water through the joint. Due to the sodium bentonite content, on contact with water, Aussie Swell Red will swell (expand) within its confinement, self-injecting into localized voids & minor fissures. Aussie Swell Red is an active waterstop designed to replace passive PVC/Rubber waterbars, without the need for pre-formed intersections, split forming or seam welding.

Where to Use

Aussie Swell Red can be applied to concrete, steel or pipe (PVC). Coil ends are butt jointed (not overlapped) to form a continuous waterstop. Use in concrete joints, pipe penetrations, wall-to-floor joints, irregular surfaces, etc.

Advantages

- Non-dimensional swell allows complete injection to surrounding voids.
- Conformable – can be applied to a range of irregular substrates.
- Resists in excess of 6 bar (60m) hydrostatic pressure.
- Swells many times more than its dry volume to form impenetrable gel.
- Simple butt jointing on site application.
- Reproducible swell after wet-dry cycle.
- Unaffected by freeze/thaw cycling.

**Limitations**

- Aussie Swell Red is not designed to function in movement/expansion joints.
- Aussie Swell Red is designed for minimum 2000 PSI reinforced concrete. Furthermore, it requires confinement and it must be covered by minimum 3" concrete on all sides.
- Aussie Swell Red should not be subjected to submersion or remain in contact with water prior to concrete pour. If the product exhibits any considerable swell prior to concrete pour it must be replaced.
- In conditions where sever ground water or chemical contamination exists or is expected consult manufacture for approval

Warranty

AVM's Standard 5-year material warranty applies. Contact AVM for warranty information.

Delivery, Storage, and Handling

- a. Delivery of all the Aussie Swell Red® components to the job site must be in their original sealed packaging, with manufacturer's name and label intact.
- b. Store indoors in a cool DRY place (away from heat or moisture) at temperatures between 50°F and 90°F. Do not store materials in direct sunlight or where they may be damaged by water or rain.
- c. Keep all materials out of the reach of children.

Project Conditions

- a. Do not apply materials at temperatures below 20°F, or above 110°F if applying in direct sun light.

System Application

Use AVM's Aussie Seal M as the adhesive to install the Aussie Swell Red waterstop. Refer to the Aussie Swell Red Installation instructions, for detailed Installation procedures.

Quality Control

Visually inspect the installed Aussie Swell Red product to ensure it is properly adhered to substrate and that it has not been subjected to premature hydration. Consult with manufacturer if you have any questions.

Protection of Installed Work

The completed Aussie Swell Red system shall be protected until concrete is poured over it. Maximum exposure to UV is 30 days.

Availability and Cost

Contact an AVM authorized distributor for availability and pricing.

Technical Services

Technical services are available by contacting our offices at: **888.414.1041** or **818.888.0050** or visit **www.avmindustries.com**

System Specifications

See next page.

The following coverages are based on controlled tests. Actual coverages may vary.

Item/Component	Item Size	Qty / Box	Qty per Pallet	Weights			VOC
				Each	Box	Pallet	
Aussie Swell Red Coil	16.4 LF (5M)	6 Coils	216 Coils (36 Boxes)	8.58 lb	53.7 lbs	1937 lbs	N/A
Aussie Seal M Cartridge	10.1 oz (300 ml)	12 Cartridges	105 Boxes / 1260 Cartridges	1.0 lb	12.2 lbs	1281 lbs	15 g/l
Aussie Seal M Sausage	20 oz (600 ml)	12 Sausages	45 Boxes / 540 Sausages	2.0 lb	24.4 lbs	1098 lbs	15 g/l

For a complete list of details in CAD or PDF, please visit our website at www.avmindustries.com.

AVM Industries, Inc.
 8245 Remmet Ave, Canoga Park, CA 91304
 888.414.1041 818.888.0050

Quality Waterproofing Products



www.avmindustries.com



AVM Aussie Tube® AVM System 950, Aussie Tube® Injection Grouting System

Section 036400
Injection Grouting

Product Name

AVM Aussie Tube®

Manufactured by

AVM Industries, Inc.
8245 Remmet Ave, Canoga Park, CA 91304
888.414.1041 818.888.0050
www.avmindustries.com

Product Description

The AVM Aussie Tube is an Injection Tubing System designed for injecting grout into concrete walls, cold-joints and other critical areas.

Where to Use

The Aussie Tube is typically installed at cold joints, walls with blind-side waterproofing systems, concrete joints, penetrations, etc. The Aussie Tube is installed during the rebar installation phase and will remain embedded in the concrete in critical areas where grout will be injected into at a later date.

Warranty

All information is given in good faith and without any warranty. The application, use and processing of these products are beyond our control and therefore entirely your responsibility. Established liability if any, through bad application or any other reason, for any damages, is always limited to the value of the Aussie Tube goods supplied to that project.

Delivery, Storage, and Handling

- Delivery of all the Aussie Tube® components to the job site must be in their original sealed packaging, with manufacturer's name and label intact.
- Store in a cool dark place at temperatures between 50°F and 90°F. Do not store materials in direct sunlight or where they may be damaged by water or rain.
- Keep all materials out of the reach of children.

Project Conditions

Do not apply materials at temperatures below 20°F, or above 110°F if applying in direct sunlight.

System Application

Install the Aussie Tube Injection System in accordance with AVM's Installation Instructions.

Preparation of Substrates

Concrete surfaces must be structurally sound, clean, dry, free of contamination, without sharp edges that could cut or damage the tubing system.



Aussie Tube Components: (100 ft kit)

- Aussie Tube (Injection Tube) - Black expanded PE Foam with a special water-repellent coating. Comes in 100' rolls as part of a 100' kit or in bulk rolls of 820 feet (250m).
- Aussie Tube Feeder Hose - Clear plastic Feeder Hose
- Aussie Tube Elbow - Quick Connect elbow connector
- Hose Clamps - Clamps to secure both tubes.
- Aussie Tube Plugs (Optional) - End caps to close Aussie Feeder Tube.

Installation (See diagrams below)

- Cut the Aussie Tube to the desired length.
- Cut two pieces of Feeder Hose (approx. 12" - 18" each)
- Lay out the Aussie Tube in the desired location.
- Connect the Aussie Tube to the Quick Connect Elbow by forcing it into the elbow all the way in.
- Connect the Feeder Tube to the Quick Connect Elbow by forcing it into the elbow all the way in.
- Secure the entire assembly to the footing with the clamps every 2 feet as shown on the diagram.
- Plug the Feeder Tube ends with the Plugs or seal the edges with Duct Tape.
- Install the next Aussie Tube run with a minimum 6" overlap. (As shown in the diagram)

Quality Control

- Visually inspect all the Aussie Tube Injection System components to ensure proper and secure installation.
- All unsatisfactory areas shall be repaired prior to final acceptance.

Protection of Installed Work

The completed Aussie Tube system shall be protected until concrete is poured over it. Maximum exposure to UV is 30 days.

Availability and Cost

Contact AVM Industries or your approved applicator for pricing and availability.

Technical Services

Technical services are available by contacting our offices at: **888.414.1041** or **818.888.0050** or visit **www.avmindustries.com**

System Specifications

See next page.



The following coverages are based on controlled tests. Actual coverages may vary.

Aussie Tube (Injection Tube) 100% polyethylene (imperishable) and equipped with a special water-repellent coating

Diameter	Internal: 1/4 inch / External: 1/2 inch
Wall thickness	1/8 inch
Length	Max. 30 feet per run / Sold in 100' kits and bulk
Weight	6 lbs. per kit
Temperature range	Max 170 °F
Compression resistance	60 Foot of Concrete
Flow rate	Approx. 7 Gal/HR/FT (depending on the viscosity of the resin)
Color	Black

The Aussie Tube is made from Expanded PE Foam with porous structure with cells that form a zigzag passage. The cells open under pressure of the injected resin. The special water-repellent coating prevents the penetration of concrete milk into the tube's pores. The injection hose allows an optimal and uniform spread of the resin, which will be pre-injected upon concrete cure or injected in a later stage in case of leakages.

Aussie Tube is ideal for the injection of the following resins:

- Polyurethane Chemical Grouts
- Acrylate Injection Resins
- For other injection resins, consult our technical service specialist

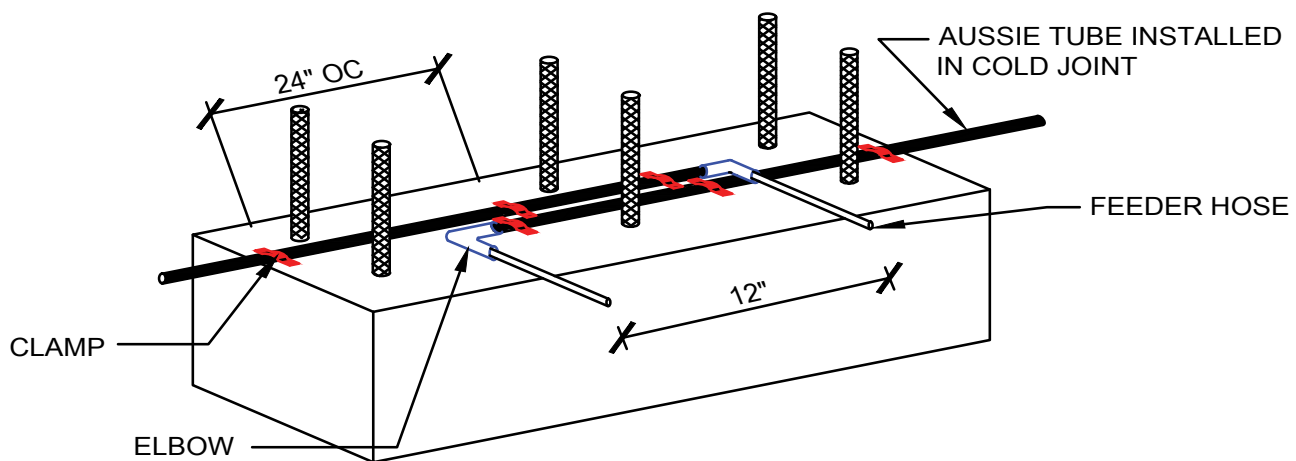
Aussie Tube Feeder Hose

Material	Crystal-clear, transparent PVC hose with woven polyester fibres
Length	Depending on the thickness of the concrete wall
Concrete height	Max. 50 feet
Temperature range	Up to 60°C / 140°F

The Feeder Hose forms the end of the Aussie Tube system, which extends out of the form work. At the end of this hose an injection nipple can be connected later on for the injection process.

Aussie Tube (Quick Connect) Elbow

This snap on connection forms the union piece between the Aussie Tube (injection tube) and the Feeder Hose. The Aussie Tube and the Feeder Hose are fastened by a simple push and pull movement in the 90° Elbow.



For a complete list of details in CAD or PDF, please visit our website at www.avmindustries.com.

AVM Industries, Inc.
8245 Remmet Ave, Canoga Park, CA 91304
888.414.1041 818.888.0050

Quality Waterproofing Products



www.avmindustries.com

AVM Bottom Drain Foundation Wall Drainage System

Sections 334100, 334113, 334143, 334133
Prefabricated Drainage System

Product Name

AVM Bottom Drain

Manufactured by

AVM Industries, Inc.
8245 Remmet Ave, Canoga Park, CA 91304
888.414.1041 818.888.0050
www.avmindustries.com

Product Description

The first truly modular drainage and water collection system for:

- Basements
- Foundations Walls
- Retaining Walls

AVM Bottom Drain

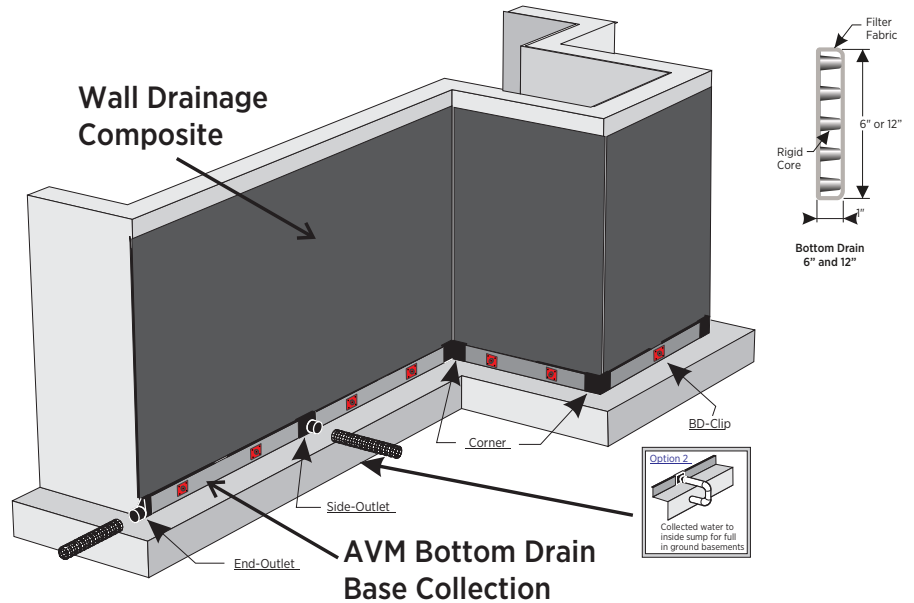
AVM Bottom Drain is a modular composite drainage and collection system consisting of a 3-dimensional, high-flow, drainage core which is wrapped with a non-woven filter fabric. It is designed to replace a conventional sand or gravel covered pipe drain around building foundations and retaining walls. Soil particles are held back by the filter fabric allowing water to pass through to the drain core for easy removal by sump or by running to daylight. Available in 6 inch and 12 inch widths. A full array of fittings are available in the system to allow for a fast and easy installation. BD-Clips are used to hold the Bottom Drain vertically against the foundation wall for a secure hold and BD-Tape is used to attach all Bottom Drain fittings.

Where to Use

- Eliminates pipe & gravel
- Saves time and labor
- Lightweight and
- Easy to install
- Cost effective
- Code approvals

Installation Instructions:

1. Apply waterproofing system to wall.
2. Determine location of fittings for base part. Cut Bottom Drain to proper length between fittings. (Allow for extra length for insertion into fittings) Insert Bottom Drain completely into fittings. Tape fittings with BD-Tape.
3. Bond fittings and Bottom Drain to base of wall with either Aussie Seal M, waterproofing mastic, panel adhesive, insulation board adhesive, or BD-Clips.
4. Connect base fittings to 4" corrugated plastic drain pipe and run to sump or daylight. Special care should be taken to properly compact soil under drain pipe to prevent settling of drain pipe.
5. Backfill and compact soil.



Project Conditions

1. All surfaces to which the Drainage Boards are applied to must be clean, sound and stable enough to properly attach and hold onto the drain boards being installed.
2. Warn personnel against hazards of working with this product. Sharp edges, weight, etc. Note other hazardous conditions on the job that might require special attention or extra protective gear and/or any other special protective or safety procedures.
3. Protect adjacent surfaces which could be damaged during the application procedure.

Inspection of Substrates

1. Verify 1% slope to underslab collection pipes or site water drainage system at underslab drainage system location substrate.
2. Examine conditions and substrates where products specified in this section are installed; submit written notification of unacceptable conditions or substrates.

System Application

Refer to installation instructions.

Quality Control

- a. Visually inspect all Bottom Drain components to ensure a full and proper system installation.
- b. All unsatisfactory areas shall be repaired prior to final acceptance.

Delivery, Storage, and Handling

- a. Packing and shipping: Provide materials in original unopened containers with manufacturer's labels intact and legible.
- b. Acceptance at site:
 1. Unload materials: check for damage.
 2. Damaged materials determined by visual inspection will not be accepted.
 3. Remove rejected materials from site immediately.
- c. Storage and protection:
 1. Store materials in dry area in manufacturer's protective packaging with labels and installation instructions intact.
 2. Store materials under cover, off ground; protect from sunlight.

Protection of Installed Work

Always protect the waterproofing and drainage system until fully covered with dirt, concrete, shot-crete, etc.

Availability and Cost

Contact AVM Industries or your approved applicator for pricing and availability.

Technical Services

Technical services are available by contacting our offices at: **888.414.1041** or **818.888.0050** or visit **www.avmindustries.com**

System Specifications


See next page.

Physical Properties


Core		Fabric	
Compressive Strength (ASTM D-1621)	9,500 psf (455 kNm ²)	Flow (ASTM D-4491)	140 gal/min/ft ² (5704 L/min/m ²)
Thickness (ASTM D-1777)	1" (2.54 mm)	Puncture (ASTM D-6241)	250 lbs. (1.11 kN)
Flow (Hydraulic gradient = 1) (ASTM D-4716)	30 g/min/ft (372 L/min/m)	AOS (ASTM D-4751)	70 U.S. Sieve (.212 mm)
		Grab Tensile (ASTM D-4632)	100 lbs. (.45 kN)

General Characteristics		
Roll Length	Roll Width	Roll Weight (approx. lbs.)
165 ft. (50.29 m)	6" (15 cm)	35.0 (16.7 kg)
165 ft. (50.29 m)	12" (30 cm)	65.0 (29.2 kg)

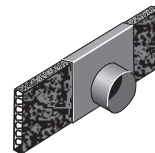
6" & 12" End Outlet



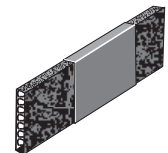
6" Only Endcap



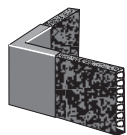
6" & 12" Side Outlet



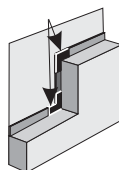
6" & 12" Splice



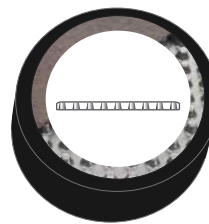
6" & 12" Corner



6" Only Step Down



Bd-Tape



Bd-Clips



Unrolling Bottom Drain



Corner Fitting



End Outlet Fitting



Step Down Fitting



Notes:

The information contained herein is believed by AVM Industries, Inc. to be accurate and is offered solely for the customer's consideration, investigation and verification. Determination of suitability for use is the responsibility of the user. AVM's Limited Warranty apply. See www.avmindustries.com for more info. Limitations: Bottom Drain is resistant to chemicals in normal soil environments. However, some reagents may affect the performance of the Bottom Drain. An AVM representative should be contacted for further information to determine the suitability of use of Bottom Drain in unusual soil environments. Bottom Drain should be limited to its exposure to ultra-violet sunlight. Bottom Drain should be backfilled or covered within seven days of installation. Disclaimer: All information, drawings and specifications are based on the latest published information at the time of printing. AVM reserves the right to make changes due to manufacturing improvements and engineering at any time. All physical properties are minimum average roll values (MARV). Standard variations of 10% in mechanical properties and 15% in hydraulic properties are normal.

For a complete list of details in CAD or PDF, please visit our website at www.avmindustries.com.

AVM Industries, Inc.
8245 Remmet Ave, Canoga Park, CA 91304
888.414.1041 818.888.0050

Quality Waterproofing Products



www.avmindustries.com



AVM Drain Board 6000/6020

Prefabricated Drainage Composites

Sections 334600 / 334613 / 334616 /
334619 / 334633

Prefabricated Drainage Composites

Product Name

AVM Drain Board 6000/6020

Manufactured by

AVM Industries, Inc.
8245 Remmet Ave, Canoga Park, CA 91304
888.414.1041 818.888.0050
www.avmindustries.com

Product Description

Provides protection for waterproofing systems and managing subsurface water around building foundations. Soil backfill is retained while allowing water to pass into the drainage system providing hydrostatic relief. Collected water is then conveyed to AVM Bottom Drain 6" or AVM Bottom Drain 12", or other collection systems.

Consists of an impermeable polymeric sheet cusped under heat and pressure to form a high flow dimpled drainage core. The core is then bonded to a layer of nonwoven filter fabric. The filter fabric retains soil or sand particles as well as freshly placed concrete or grout, allowing filtered water to pass into the drainage core.

Where to Use

AVM Drain Board 6000/6200 is ideal for use with foundation walls, retaining walls, planters, roof gardens, bridge abutments, and under slabs.


AVM Drain Board 6000 / 6020

Maintains a very high flow rate while providing a higher compressive strength for greater depths. A very popular choice for vertical and horizontal single sided drainage applications. Moderate duty.

AVM Drain Board 6000XL / 6020XL*

Designed for extra heavy duty vertical and horizontal applications that demand greater compressive strength and improved filtration for challenging soil conditions. Heavier duty drain core & fabric.

* 6020 and 6020XL are identical to 6000 and 6000XL with the addition of a membrane protective film on the back side.



Delivery, Storage, and Handling

- a. Packing and shipping: Provide materials in original unopened containers with manufacturer's labels intact and legible.
- b. Acceptance at site:
 1. Unload materials: check for damage.
 2. Damaged materials determined by visual inspection will not be accepted.
 3. Remove rejected materials from site immediately.
- b. Storage and protection:
 1. Store materials in dry area in manufacturer's protective packaging with labels and installation instructions intact.
 2. Store materials under cover, off ground; protect from sunlight.
 3. Transmissivity or Flow Q with hydraulic gradient of 1 with confining stress indicated in MANUFACTURED UNITS Article in accord with ASTM D4716-01

Project Conditions

1. All surfaces to which the Drainage Boards are applied to must be clean, sound and stable enough to properly attach and hold onto the drain boards being installed.
2. Warn personnel against hazards of working with this product. Sharp edges, weight, etc. Note other hazardous conditions on the job that might require special attention or extra protective gear and or any other special protective or safety procedures.
3. Protect adjacent surfaces which could be damaged during the application procedure.

Inspection of Substrates

1. Verify 1% slope to underslab collection pipes or site water drainage system at underslab drainage system location substrate.
2. Examine conditions and substrates where products specified in this section are installed; submit written notification of unacceptable conditions or substrates.

System Application

Refer to installation instructions.

Quality Control

- a. Visually inspect all drain board surfaces to ensure a full and proper drain board system application, especially at corners, drainage footings and other hard-to-reach areas.
- b. All unsatisfactory areas shall be repaired prior to final acceptance.

Protection of Installed Work

Always protect the waterproofing and drainage system until fully covered with dirt, concrete, shot-crete, etc.

Availability and Cost

Contact AVM Industries or your approved applicator for pricing and availability.

Technical Services

Technical services are available by contacting our offices at: **888.414.1041** or **818.888.0050** or visit **www.avmindustries.com**

System Specifications

See next page.

Physical Properties

Core	6000/6020	6000XL/6020XL
Compressive Strength (ASTM D-1621)	15,000 psf (719 kNm ²)	16,500 psf (790 kNm ²)
Thickness (ASTM D-1777)	.40" (10.16 mm)	.40" (10.16 mm)
Flow (Hydraulic gradient = 1) (ASTM D-4716)	21 g/min/ft (260 L/min/m)	21 g/min/ft (260 L/min/m)

Fabric	6000/6020	6000XL/6020XL
Flow (ASTM D-4491)	140 gal/min/ft ²² (5704 L/min/m ²)	110 gal/min/ft ² (4482 L/min/m ²)
Puncture (ASTM D-4833)	65 lbs. (.30 kN)	95 lbs. (.42 kN)
AOS (EOS)	70 U.S. Sieve (.212 mm)	70 U.S. Sieve (.212 mm)
Grab Tensile (ASTM D-4632)	100 lbs. (.45 kN)	160 lbs. (.71 kN)

General Characteristics					
Roll Length	Roll Width	Roll Weight (approx. lbs.)			
		6000	6020	6000XL	6020XL
50 ft. (15.24 m)	4.0 ft. (1.22 m)	39.0	40.5	45.0	46.5
50 ft. (15.24 m)	6.5 ft. (1.98 m)	63.0	65.5	73.0	75.5
50 ft. (15.24 m)	8.0 ft. (2.43 m)	82.0	85.0	95.0	98.0

Notes:

AVM Drain Board 6000 in 4' and 6.5' widths are stocked items.

All other drain board versions are "Special Order" items. Allow 2 weeks lead time for special order items.

For pricing and availability of special order items, please contact AVM Industries or your local distributor.

For a complete list of details in CAD or PDF, please visit our website at www.avmindustries.com.

AVM Industries, Inc.
 8245 Remmet Ave, Canoga Park, CA 91304
 888.414.1041 818.888.0050

Quality Waterproofing Products



www.avmindustries.com



AVM Aussie Skin 550G, 560G, Detail Strips 550G, 560G

Safety Data Sheet

according to Federal Register / Vol. 77, No. 58 / Monday, March 26, 2012 / Rules and Regulations

Revision date: 10/17/2019 Version: 1.0

SECTION 1: Identification

1.1. Identification

Product form : Mixture
Product names : AVM Aussie Skin 550G, 560G, Detail Strips 550G, 560G
Other means of identification : High Density Polyethylene (HDPE)

1.2. Recommended use and restrictions on use

Use of the substance/mixture : Plastic Laminate, Plastic sheet

1.3. Supplier

AVM Industries, Inc.
8245 Remmet Ave
Canoga Park, CA 91304
Tel: 818-888-0050
Fax: 818-888-0030
www.avmindustries.com

1.4. Emergency telephone number

No additional information available

SECTION 2: Hazard(s) identification

2.1. Classification of the substance or mixture

GHS-US classification

Comb. Dust

2.2. GHS Label elements, including precautionary statements

GHS US labelling

Signal word (GHS US) : Warning
Hazard statements (GHS US) : May form combustible dust concentrations in air

2.3. Other hazards which do not result in classification

No additional information available

2.4. Unknown acute toxicity (GHS US)

Not applicable

SECTION 3: Composition/information on ingredients

3.1. Substances

Not applicable

3.2. Mixtures

Name	Product identifier	%
Polyethylene	(CAS-No.) 9002-88-4	80 - 100

SECTION 4: First-aid measures

4.1. Description of first aid measures

First-aid measures general : If exposed or concerned, get medical attention/advice. Show this safety data sheet to the doctor in attendance. Wash contaminated clothing before re-use. Never give anything to an unconscious person.

First-aid measures after inhalation : IF INHALED: Remove to fresh air and keep at rest in a position comfortable for breathing. Get medical attention. If breathing is difficult, supply oxygen. If breathing has stopped, give artificial respiration.

First-aid measures after skin contact : IF ON SKIN (or clothing): Remove affected clothing and wash all exposed skin with water for at least 15 minutes. If irritation develops or persists, get medical attention.

First-aid measures after eye contact : IF IN EYES: Immediately flush with plenty of water for at least 15 minutes. Remove contact lenses if present and easy to do so. Continue rinsing.

First-aid measures after ingestion : IF SWALLOWED: rinse mouth thoroughly. Do not induce vomiting without advice from poison control center. Get medical attention if you feel unwell.

AVM Aussie Skin 550G, 560G, Detail Strips 550G, 560G

Safety Data Sheet

according to Federal Register / Vol. 77, No. 58 / Monday, March 26, 2012 / Rules and Regulations

4.2. Most important symptoms and effects (acute and delayed)

Symptoms/effects	: Not expected to present a significant hazard under anticipated conditions of normal use.
Symptoms/effects after inhalation	: May cause respiratory irritation.
Symptoms/effects after skin contact	: May cause skin irritation.
Symptoms/effects after eye contact	: Direct contact with eyes is likely to be irritating.
Symptoms/effects after ingestion	: May cause gastrointestinal irritation.

4.3. Immediate medical attention and special treatment, if necessary

No additional information available.

SECTION 5: Fire-fighting measures

5.1. Suitable (and unsuitable) extinguishing media

Suitable extinguishing media : Foam. Dry chemical. Carbon dioxide (CO2). Water spray.

5.2. Specific hazards arising from the chemical

Fire hazard	: Flammable when exposed to external ignition sources such as shocks, heat, flames and sparks.
Reactivity	: No dangerous reactions known under normal conditions of use.

5.3. Special protective equipment and precautions for fire-fighters

Precautionary measures fire	: Keep away from heat, hot surfaces, sparks, open flames and other ignition sources. No smoking.
Firefighting instructions	: Use water spray or fog for cooling exposed containers. Exercise caution when fighting any chemical fire. Do not dispose of fire-fighting water in the environment.
Protection during firefighting	: Do not enter fire area without proper protective equipment, including respiratory protection.

SECTION 6: Accidental release measures

6.1. Personal precautions, protective equipment and emergency procedures

General measures : Evacuate area. Ventilate area. Keep upwind. Spill should be handled by trained cleaning personnel properly equipped with respiratory and eye protection.

6.1.1. For non-emergency personnel

Protective equipment : Wear Protective equipment as described in Section 8.

6.1.2. For emergency responders

Protective equipment : Wear suitable protective clothing, gloves and eye or face protection. Approved supplied-air respirator, in case of emergency.

6.2. Environmental precautions

Avoid release to the environment. Prevent entry to sewers and public waters.

6.3. Methods and material for containment and cleaning up

For containment	: Contain and collect as any solid. Avoid dust formation.
Methods for cleaning up	: Sweep up dry powder and dispose properly. This material and its container must be disposed of in a safe way, and as per local legislation.

6.4. Reference to other sections

See Sections 8 and 13.

SECTION 7: Handling and storage

7.1. Precautions for safe handling

Precautions for safe handling : Do not handle until all safety precautions have been read and understood. Do not breathe dust. Keep ignition sources away - Do not smoke. Wash hands and other exposed areas with mild soap and water before eating, drinking or smoking and when leaving work.

7.2. Conditions for safe storage, including any incompatibilities

Storage conditions	: Store in a well-ventilated place. Keep cool.
Storage temperature	: 50 - 90 °F

SECTION 8: Exposure controls/personal protection

8.1. Control parameters

AVM Aussie Skin 550G, 560G, Detail Strips 550G, 560G

Safety Data Sheet

according to Federal Register / Vol. 77, No. 58 / Monday, March 26, 2012 / Rules and Regulations

Polyethylene (9002-88-4)		
ACGIH	Remark (ACGIH)	OELs not established
OSHA	Remark (OSHA)	OELs not established

8.2. Appropriate engineering controls

Appropriate engineering controls : Provide adequate general and local exhaust ventilation. Use process enclosures, local exhaust ventilation, or other engineering controls to control airborne levels below recommended exposure limits. Use explosion-proof equipment with flammable materials. Ensure adequate ventilation, especially in confined areas.

8.3. Individual protection measures/Personal protective equipment

Personal protective equipment symbol(s):



Personal protective equipment:

Gloves. Protective goggles.

Hand protection:

Use gloves chemically resistant to this material when prolonged or repeated contact could occur. Gloves should be classified under Standard EN 374 or ASTM F1296. Suggested glove materials are: Neoprene, Nitrile/butadiene rubber, Polyethylene, Ethyl vinyl alcohol laminate, PVC or vinyl. Suitable gloves for this specific application can be recommended by the glove supplier.

Eye protection:

Wear eye protection, including chemical splash goggles and a face shield when possibility exists for eye contact due to spraying liquid or airborne particles.

Skin and body protection:

Wear long sleeves, and chemically impervious PPE/coveralls to minimize bodily exposure.

Respiratory protection:

Use NIOSH (or other equivalent national standard) -approved dust/particulate respirator. Where vapour, mist, or dust exceed PELs or other applicable OELs, use NIOSH-approved respiratory protective equipment.

SECTION 9: Physical and chemical properties

9.1. Information on basic physical and chemical properties

Physical state	: Solid
Appearance	: Plastic sheet.
Colour	: white
Odour	: No data available
Odour threshold	: No data available
pH	: No data available
Melting point	: 300 °F
Freezing point	: No data available
Boiling point	: No data available
Flash point	: No data available
Relative evaporation rate (butylacetate=1)	: No data available
Flammability (solid, gas)	: No data available
Vapour pressure	: No data available
Relative vapour density at 20 °C	: No data available
Relative density	: 1.3 - 1.5
Solubility	: Water: Insoluble
Log Pow	: No data available

AVM Aussie Skin 550G, 560G, Detail Strips 550G, 560G

Safety Data Sheet

according to Federal Register / Vol. 77, No. 58 / Monday, March 26, 2012 / Rules and Regulations

Auto-ignition temperature	: No data available
Decomposition temperature	: No data available
Viscosity, kinematic	: No data available
Viscosity, dynamic	: No data available
Explosive limits	: No data available
Explosive properties	: No data available
Oxidising properties	: No data available

9.2. Other information

No additional information available

SECTION 10: Stability and reactivity

10.1. Reactivity

No dangerous reactions known under normal conditions of use.

10.2. Chemical stability

Stable under recommended handling and storage conditions (see section 7).

10.3. Possibility of hazardous reactions

None known.

10.4. Conditions to avoid

Temperatures above 400°F.

10.5. Incompatible materials

None known.

10.6. Hazardous decomposition products

Hydrogen chloride.

SECTION 11: Toxicological information

11.1. Information on toxicological effects

Acute toxicity (oral)	: Not classified
Acute toxicity (dermal)	: Not classified
Acute toxicity (inhalation)	: Not classified

Polyethylene (9002-88-4)

LD50 oral rat	> 2000 mg/kg
---------------	--------------

Skin corrosion/irritation	: Not classified
Serious eye damage/irritation	: Not classified
Respiratory or skin sensitisation	: Not classified
Germ cell mutagenicity	: Not classified
Carcinogenicity	: Not classified
Reproductive toxicity	: Not classified
STOT-single exposure	: Not classified
STOT-repeated exposure	: Not classified
Aspiration hazard	: Not classified
Viscosity, kinematic	: No data available
Symptoms/effects	: Not expected to present a significant hazard under anticipated conditions of normal use.
Symptoms/effects after inhalation	: May cause respiratory irritation.
Symptoms/effects after skin contact	: May cause skin irritation.
Symptoms/effects after eye contact	: Direct contact with eyes is likely to be irritating.
Symptoms/effects after ingestion	: May cause gastrointestinal irritation.

SECTION 12: Ecological information

12.1. Toxicity

No additional information available

AVM Aussie Skin 550G, 560G, Detail Strips 550G, 560G

Safety Data Sheet

according to Federal Register / Vol. 77, No. 58 / Monday, March 26, 2012 / Rules and Regulations

12.2. Persistence and degradability

No additional information available

12.3. Bioaccumulative potential

No additional information available

12.4. Mobility in soil

No additional information available

12.5. Other adverse effects

No additional information available

SECTION 13: Disposal considerations

13.1. Disposal methods

Waste treatment methods : Obtain the consent of pollution control authorities before discharging to wastewater treatment plants.

Product/Packaging disposal recommendations : Dispose in a safe manner in accordance with local/national regulations.

SECTION 14: Transport information

Department of Transportation (DOT)

In accordance with DOT

Not applicable

Transportation of Dangerous Goods

Not applicable

Transport by sea (IMDG)

Not applicable

Air transport (IATA)

Not applicable

SECTION 15: Regulatory information

15.1. US Federal regulations

AVM Aussie Skin 560

All chemical substances in this product are listed as "Active" in the EPA (Environmental Protection Agency) "TSCA Inventory Notification (Active-Inactive) Requirements Rule" ("the Final Rule"). as of Feb. 2019 or are otherwise exempt.

SARA Section 311/312 Hazard Classes	Physical hazard - Combustible dust
-------------------------------------	------------------------------------

15.2. International regulations

No additional information available

15.3. US State regulations

This product does not contain any substances known to the state of California to cause cancer and/or reproductive harm

SECTION 16: Other information

Revision date : 10/17/2019

Other information : Author: BCS.

AVM Aussie Skin 550G, 560G, Detail Strips 550G, 560G

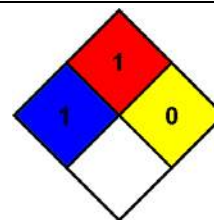
Safety Data Sheet

according to Federal Register / Vol. 77, No. 58 / Monday, March 26, 2012 / Rules and Regulations

NFPA health hazard : 1 - Materials that, under emergency conditions, can cause significant irritation.

NFPA fire hazard : 1 - Materials that must be preheated before ignition can occur.

NFPA reactivity : 0 - Material that in themselves are normally stable, even under fire conditions.



HMIS Hazard Rating

Health : 1

Flammability : 1

Physical : 0

This information is based on our current knowledge and is intended to describe the product for the purposes of health, safety and environmental requirements only. It should not therefore be construed as guaranteeing any specific property of the product.



AVM Aussie Skin Double Sided and Sanded Tapes

Safety Data Sheet

according to Federal Register / Vol. 77, No. 58 / Monday, March 26, 2012 / Rules and Regulations

Revision date: 10/17/2019 Version: 1.0

SECTION 1: Identification

1.1. Identification

Product form : Mixture
Product name : AVM Aussie Double Sided and Sanded Tapes

1.2. Recommended use and restrictions on use

No additional information available

1.3. Supplier

AVM Industries, Inc.
8245 Remmet Ave
Canoga Park, CA 91304
Tel: 818-888-0050
Fax: 818-888-0030
www.avmindustries.com

1.4. Emergency telephone number

No additional information available

SECTION 2: Hazard(s) identification

2.1. Classification of the substance or mixture

GHS-US classification

Not classified

2.2. GHS Label elements, including precautionary statements

GHS US labelling

No labelling applicable

2.3. Other hazards which do not result in classification

No additional information available

2.4. Unknown acute toxicity (GHS US)

Not applicable

SECTION 3: Composition/information on ingredients

3.1. Substances

Not applicable

3.2. Mixtures

Name	Product identifier	%
Contains no hazardous ingredients at levels requiring disclosure by the OSHA Hazard Communication Standard (29 CFR 1910.1200)		

SECTION 4: First-aid measures

4.1. Description of first aid measures

First-aid measures general : If exposed or concerned, get medical attention/advice. Show this safety data sheet to the doctor in attendance. Wash contaminated clothing before re-use. Never give anything to an unconscious person.

First-aid measures after inhalation : IF INHALED: Remove to fresh air and keep at rest in a position comfortable for breathing. Get medical attention. If breathing is difficult, supply oxygen. If breathing has stopped, give artificial respiration.

First-aid measures after skin contact : IF ON SKIN (or clothing): Remove affected clothing and wash all exposed skin with water for at least 15 minutes. If irritation develops or persists, get medical attention.

First-aid measures after eye contact : IF IN EYES: Immediately flush with plenty of water for at least 15 minutes. Remove contact lenses if present and easy to do so. Continue rinsing.

First-aid measures after ingestion : IF SWALLOWED: rinse mouth thoroughly. Do not induce vomiting without advice from poison control center. Get medical attention if you feel unwell.

AVM Aussie Skin Double Sided and Sanded Tapes

Safety Data Sheet

according to Federal Register / Vol. 77, No. 58 / Monday, March 26, 2012 / Rules and Regulations

4.2. Most important symptoms and effects (acute and delayed)

Symptoms/effects	: Not expected to present a significant hazard under anticipated conditions of normal use.
Symptoms/effects after inhalation	: May cause respiratory irritation.
Symptoms/effects after skin contact	: May cause skin irritation.
Symptoms/effects after eye contact	: Direct contact with eyes is likely to be irritating.
Symptoms/effects after ingestion	: May cause gastrointestinal irritation.

4.3. Immediate medical attention and special treatment, if necessary

No additional information available.

SECTION 5: Fire-fighting measures

5.1. Suitable (and unsuitable) extinguishing media

Suitable extinguishing media	: Foam. Dry chemical. Carbon dioxide (CO2). Sand.
Unsuitable extinguishing media	: Water.

5.2. Specific hazards arising from the chemical

Fire hazard	: If the Tape is torch-applied, asphalt fumes can be emitted of the product and cause irritations to the nose, the throat and the respiratory tracts, tiredness, headaches, dizziness, nausea and insomnia.
Reactivity	: No dangerous reactions known under normal conditions of use.

5.3. Special protective equipment and precautions for fire-fighters

Precautionary measures fire	: Keep away from heat, hot surfaces, sparks, open flames and other ignition sources. No smoking.
Firefighting instructions	: Use water spray or fog for cooling exposed containers. Exercise caution when fighting any chemical fire. Do not dispose of fire-fighting water in the environment.
Protection during firefighting	: Do not enter fire area without proper protective equipment, including respiratory protection.
Other information	: Vapor is heavier than air.

SECTION 6: Accidental release measures

6.1. Personal precautions, protective equipment and emergency procedures

General measures	: Evacuate area. Ventilate area. Keep upwind. Spill should be handled by trained cleaning personnel properly equipped with respiratory and eye protection.
------------------	--

6.1.1. For non-emergency personnel

Protective equipment	: Wear Protective equipment as described in Section 8.
----------------------	--

6.1.2. For emergency responders

Protective equipment	: Wear suitable protective clothing, gloves and eye or face protection. Approved supplied-air respirator, in case of emergency.
----------------------	---

6.2. Environmental precautions

Avoid release to the environment. Prevent entry to sewers and public waters.

6.3. Methods and material for containment and cleaning up

For containment	: Contain and collect as any solid.
Methods for cleaning up	: Sweep up dry powder and dispose properly. This material and its container must be disposed of in a safe way, and as per local legislation.

6.4. Reference to other sections

See Sections 8 and 13.

SECTION 7: Handling and storage

7.1. Precautions for safe handling

Precautions for safe handling	: Do not handle until all safety precautions have been read and understood. Do not breathe dust, vapours. Wash hands and other exposed areas with mild soap and water before eating, drinking or smoking and when leaving work.
-------------------------------	---

7.2. Conditions for safe storage, including any incompatibilities

Storage conditions	: Store in a well-ventilated place. Keep cool.
Storage temperature	: 50 - 90 °F

AVM Aussie Skin Double Sided and Sanded Tapes

Safety Data Sheet

according to Federal Register / Vol. 77, No. 58 / Monday, March 26, 2012 / Rules and Regulations

SECTION 8: Exposure controls/personal protection

8.1. Control parameters

No data available

8.2. Appropriate engineering controls

Appropriate engineering controls : Provide adequate general and local exhaust ventilation. Use process enclosures, local exhaust ventilation, or other engineering controls to control airborne levels below recommended exposure limits. Use explosion-proof equipment with flammable materials. Ensure adequate ventilation, especially in confined areas.

8.3. Individual protection measures/Personal protective equipment

Personal protective equipment symbol(s):



Personal protective equipment:

Gloves. Protective goggles.

Hand protection:

Use gloves chemically resistant to this material when prolonged or repeated contact could occur. Gloves should be classified under Standard EN 374 or ASTM F1296. Suggested glove materials are: Neoprene, Nitrile/butadiene rubber, Polyethylene, Ethyl vinyl alcohol laminate, PVC or vinyl. Suitable gloves for this specific application can be recommended by the glove supplier.

Eye protection:

Wear eye protection, including chemical splash goggles and a face shield when possibility exists for eye contact due to spraying liquid or airborne particles.

Skin and body protection:

Wear long sleeves, and chemically impervious PPE/coveralls to minimize bodily exposure.

Respiratory protection:

Use NIOSH (or other equivalent national standard) -approved dust/particulate respirator. Where vapour, mist, or dust exceed PELs or other applicable OELs, use NIOSH-approved respiratory protective equipment.

SECTION 9: Physical and chemical properties

9.1. Information on basic physical and chemical properties

Physical state	: Solid
Appearance	: Coated tape.
Colour	: Transparent
Odour	: No data available
Odour threshold	: No data available
pH	: No data available
Melting point	: No data available
Freezing point	: No data available
Boiling point	: No data available
Flash point	: No data available
Relative evaporation rate (butylacetate=1)	: No data available
Flammability (solid, gas)	: No data available
Vapour pressure	: No data available
Relative vapour density at 20 °C	: No data available
Relative density	: No data available
Solubility	: Water: Insoluble
Log Pow	: No data available

AVM Aussie Skin Double Sided and Sanded Tapes

Safety Data Sheet

according to Federal Register / Vol. 77, No. 58 / Monday, March 26, 2012 / Rules and Regulations

Auto-ignition temperature	: No data available
Decomposition temperature	: No data available
Viscosity, kinematic	: No data available
Viscosity, dynamic	: No data available
Explosive limits	: No data available
Explosive properties	: No data available
Oxidising properties	: No data available

9.2. Other information

No additional information available

SECTION 10: Stability and reactivity

10.1. Reactivity

No dangerous reactions known under normal conditions of use.

10.2. Chemical stability

Stable under recommended handling and storage conditions (see section 7).

10.3. Possibility of hazardous reactions

None known.

10.4. Conditions to avoid

High temperature.

10.5. Incompatible materials

Oxidizing agents. Strong acids. Alkalis. Halogens.

10.6. Hazardous decomposition products

Thermal decomposition can generate: Toxic fumes.

SECTION 11: Toxicological information

11.1. Information on toxicological effects

Acute toxicity (oral)	: Not classified
Acute toxicity (dermal)	: Not classified
Acute toxicity (inhalation)	: Not classified
Skin corrosion/irritation	: Not classified
Serious eye damage/irritation	: Not classified
Respiratory or skin sensitisation	: Not classified
Germ cell mutagenicity	: Not classified
Carcinogenicity	: Not classified
Reproductive toxicity	: Not classified
STOT-single exposure	: Not classified
STOT-repeated exposure	: Not classified
Aspiration hazard	: Not classified
Viscosity, kinematic	: No data available
Symptoms/effects	: Not expected to present a significant hazard under anticipated conditions of normal use.
Symptoms/effects after inhalation	: May cause respiratory irritation.
Symptoms/effects after skin contact	: May cause skin irritation.
Symptoms/effects after eye contact	: Direct contact with eyes is likely to be irritating.
Symptoms/effects after ingestion	: May cause gastrointestinal irritation.

SECTION 12: Ecological information

12.1. Toxicity

No additional information available

12.2. Persistence and degradability

No additional information available

12.3. Bioaccumulative potential

No additional information available

AVM Aussie Skin Double Sided and Sanded Tapes

Safety Data Sheet

according to Federal Register / Vol. 77, No. 58 / Monday, March 26, 2012 / Rules and Regulations

12.4. Mobility in soil

No additional information available

12.5. Other adverse effects

No additional information available

SECTION 13: Disposal considerations

13.1. Disposal methods

Waste treatment methods : Obtain the consent of pollution control authorities before discharging to wastewater treatment plants.

Product/Packaging disposal recommendations : Dispose in a safe manner in accordance with local/national regulations.

SECTION 14: Transport information

Department of Transportation (DOT)

In accordance with DOT

Not applicable

Transportation of Dangerous Goods

Not applicable

Transport by sea (IMDG)

Not applicable

Air transport (IATA)

Not applicable

SECTION 15: Regulatory information

15.1. US Federal regulations

AVM Aussie Skin Tapes

All chemical substances in this product are listed as "Active" in the EPA (Environmental Protection Agency) "TSCA Inventory Notification (Active-Inactive) Requirements Rule" ("the Final Rule"), as of Feb. 2019 or are otherwise exempt.

SARA Section 311/312 Hazard Classes | None

15.2. International regulations

No additional information available

15.3. US State regulations

This product does not contain any substances known to the state of California to cause cancer and/or reproductive harm

SECTION 16: Other information

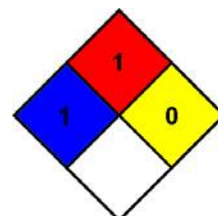
Revision date : 10/17/2019

Other information : Author: BCS.

NFPA health hazard : 1 - Materials that, under emergency conditions, can cause significant irritation.

NFPA fire hazard : 1 - Materials that must be preheated before ignition can occur.

NFPA reactivity : 0 - Material that in themselves are normally stable, even under fire conditions.



AVM Aussie Skin Double Sided and Sanded Tapes

Safety Data Sheet

according to Federal Register / Vol. 77, No. 58 / Monday, March 26, 2012 / Rules and Regulations

HMIS Hazard Rating

Health	: 1
Flammability	: 1
Physical	: 0

This information is based on our current knowledge and is intended to describe the product for the purposes of health, safety and environmental requirements only. It should not therefore be construed as guaranteeing any specific property of the product.

SECTION 1: Identification of the substance/mixture and of the company/undertaking

1.1. Product identifier

Trade name : AVM Aussie Seal M
Product form : Mixtures

1.2. Relevant identified uses of the substance or mixture and uses advised against

Use of the substance/mixture : Sealant

1.3. Details of the supplier of the safety data sheet

AVM Industries, Inc.
8245 Remmet Ave
Canoga Park, CA 91304
Tel: 818-888-0050
Fax: 818-888-0030
www.avmindustries.com

1.4. Emergency telephone number

No additional information available

SECTION 2: Hazards identification

2.1. Classification of the substance or mixture

GHS-US classification

Skin Irrit. 2 H315
Eye Irrit. 2A H319
Skin Sens. 1 H317

2.2. Label elements

GHS-US labelling

Hazard pictograms (GHS-US) :



GHS07

Signal word (GHS-US) :

Warning

Hazard statements (GHS-US) :

H315 - Causes skin irritation
H317 - May cause an allergic skin reaction
H319 - Causes serious eye irritation

Precautionary statements (GHS-US) :

P261 - Avoid breathing mist, vapours
P264 - Wash hands, forearms and face thoroughly after handling
P272 - Contaminated work clothing must not be allowed out of the workplace
P280 - Wear eye protection, face protection, protective gloves, protective clothing
P302+P352 - If on skin: Wash with plenty of soap and water
P305+P351+P338 - IF IN EYES: Rinse cautiously with water for several minutes. Remove contact lenses, if present and easy to do. Continue rinsing
P321 - Specific treatment (see first aid instructions on this label)
P333+P313 - If skin irritation or rash occurs: Get medical advice/attention
P337+P313 - If eye irritation persists: Get medical advice/attention
P362+P364 - Take off contaminated clothing and wash it before reuse
P501 - Dispose of contents/container to a licensed hazardous-waste disposal contractor or collection site except for empty clean containers which can be disposed of as non-hazardous waste

2.3. Other hazards

No additional information available

2.4. Unknown acute toxicity (GHS US)

No data available

SECTION 3: Composition/information on ingredients

3.1. Substances

Not applicable

AVM Aussie Seal M

Safety Data Sheet

Prepared according to Federal Register / Vol. 77, No. 58 / Monday, March 26, 2012 / Rules and Regulations

3.2. Mixtures

Name	Product identifier	%
N-[3-(Trimethoxysilyl)propyl]-1,2-ethanediamine	(CAS No) 1760-24-3	1 - 3*

*In accordance with paragraph (i) of the OSHA Hazard Communication Standard (29 CFR §1910.1200), the specific chemical identity or exact weight % has been withheld as a trade secret

SECTION 4: First aid measures

4.1. Description of first aid measures

- First-aid measures general : If exposed or concerned, get medical attention/advice. Show this safety data sheet to the doctor in attendance. Wash contaminated clothing before re-use. Never give anything to an unconscious person.
- First-aid measures after inhalation : IF INHALED: Remove to fresh air and keep at rest in a position comfortable for breathing. Get medical attention if breathing is affected. If breathing is difficult, supply oxygen.
- First-aid measures after skin contact : IF ON SKIN (or clothing): Remove affected clothing and wash all exposed skin with water for at least 15 minutes. If irritation develops or persists, get medical attention.
- First-aid measures after eye contact : IF IN EYES: Immediately flush with plenty of water for at least 15 minutes. Remove contact lenses if present and easy to do so. Continue rinsing if pain, blinking, or irritation develops or persists, get medical attention. Continue rinsing.
- First-aid measures after ingestion : IF SWALLOWED: rinse mouth thoroughly. Do not induce vomiting without advice from poison control center. Get medical attention if you feel unwell.

4.2. Most important symptoms and effects, both acute and delayed

- Symptoms/injuries : Causes skin irritation. May cause an allergic skin reaction. Causes serious eye irritation.
- Symptoms/injuries after inhalation : May cause respiratory irritation.
- Symptoms/injuries after skin contact : Causes skin irritation. May cause an allergic skin reaction.
- Symptoms/injuries after eye contact : Causes serious eye irritation.
- Symptoms/injuries after ingestion : May cause gastrointestinal irritation.

4.3. Indication of any immediate medical attention and special treatment needed

No additional information available.

SECTION 5: Fire-fighting measures

5.1. Extinguishing media

Suitable extinguishing media : Water spray. carbon dioxide (CO₂). Extinguishing powder. Foam.

5.2. Special hazards arising from the substance or mixture

- Fire hazard : Not flammable.
- Explosion hazard : Product does present an explosion hazard.
- Reactivity : No dangerous reactions known under normal conditions of use.

5.3. Advice for firefighters

- Precautionary measures fire : Keep away from heat, hot surfaces, sparks, open flames and other ignition sources. No smoking.
- Firefighting instructions : Use water spray or fog for cooling exposed containers. Exercise caution when fighting any chemical fire. Do not dispose of fire-fighting water in the environment.
- Protection during firefighting : Do not enter fire area without proper protective equipment, including respiratory protection.
- Other information : Dense smoke emitted when burned without sufficient oxygen.

SECTION 6: Accidental release measures

6.1. Personal precautions, protective equipment and emergency procedures

General measures : Evacuate area. Ventilate area. Keep upwind. Spill should be handled by trained clean-up crews properly equipped with respiratory equipment and full chemical protective gear (see Section 8).

6.1.1. For non-emergency personnel

- Protective equipment : Wear Protective equipment as described in Section 8.
- Emergency procedures : Evacuate unnecessary personnel.

6.1.2. For emergency responders

Protective equipment : Wear suitable protective clothing, gloves and eye or face protection. Approved supplied-air respirator, in case of emergency.

6.2. Environmental precautions

Prevent entry to sewers and public waters. Notify authorities if liquid enters sewers or public waters. Avoid release to the environment.

6.3. Methods and material for containment and cleaning up

For containment : Contain any spills with dikes or absorbents to prevent migration and entry into sewers or streams.

AVM Aussie Seal M

Safety Data Sheet

Prepared according to Federal Register / Vol. 77, No. 58 / Monday, March 26, 2012 / Rules and Regulations

Methods for cleaning up : Ensure there is adequate ventilation. Soak up spills with inert solids, such as clay or diatomaceous earth as soon as possible. This material and its container must be disposed of in a safe way, and as per local legislation.

6.4. Reference to other sections

See Sections 8 and 13.

SECTION 7: Handling and storage

7.1. Precautions for safe handling

Precautions for safe handling : Do not handle until all safety precautions have been read and understood. Use only in well-ventilated areas. Do not get in eyes, on skin, or on clothing. Wash hands and other exposed areas with mild soap and water before eating, drinking or smoking and when leaving work.

7.2. Conditions for safe storage, including any incompatibilities

Storage conditions : Store in a dry, cool and well-ventilated place. Keep the container tightly closed.

SECTION 8: Exposure controls/personal protection

8.1. Control parameters

N-[3-(Trimethoxysilyl)propyl]-1,2-ethanediamine (1760-24-3)	
Remark (ACGIH)	OELs not established
Remark (OSHA)	OELs not established

8.2. Exposure controls

Appropriate engineering controls : Provide adequate general and local exhaust ventilation. Use process enclosures, local exhaust ventilation, or other engineering controls to control airborne levels below recommended exposure limits. Use explosion-proof equipment with flammable materials. Ensure adequate ventilation, especially in confined areas.

Personal protective equipment : Gloves. Protective goggles. Protective clothing.



Hand protection : Use gloves chemically resistant to this material when prolonged or repeated contact could occur. Gloves should be classified under Standard EN 374 or ASTM F1296. Suggested glove materials are: Neoprene, Nitrile/butadiene rubber, Polyethylene, Ethyl vinyl alcohol laminate, PVC or vinyl. Suitable gloves for this specific application can be recommended by the glove supplier.

Eye protection : Wear eye protection, including chemical splash goggles and a face shield when possibility exists for eye contact due to spraying liquid or airborne particles.

Skin and body protection : Wear long sleeves, and chemically impervious PPE/coveralls to minimize bodily exposure.

Respiratory protection : Use NIOSH (or other equivalent national standard) -approved dust/particulate respirator. Where vapor, mist, or dust exceed PELs or other applicable OELs, use NIOSH-approved respiratory protective equipment.

SECTION 9: Physical and chemical properties

9.1. Information on basic physical and chemical properties

Physical state : Liquid
Appearance : Paste.
Color : No data available
Odor : Mint.
Odor Threshold : No data available
pH : No data available
Relative evaporation rate (butylacetate=1) : No data available
Melting point : No data available
Freezing point : No data available
Boiling point : No data available
Flash point : No data available
Auto-ignition temperature : No data available
Decomposition temperature : No data available
Flammability (solid, gas) : No data available
Vapour pressure : < 1
Relative vapour density at 20 °C : > 1

AVM Aussie Seal M

Safety Data Sheet

Prepared according to Federal Register / Vol. 77, No. 58 / Monday, March 26, 2012 / Rules and Regulations

Relative density	: 1.41
Density	: 11.8 lbs./gal. (calculated)
Solubility	: Insoluble in water.
Log Pow	: No data available
Log Kow	: No data available
Viscosity, kinematic	: No data available
Viscosity, dynamic	: No data available
Explosive properties	: No data available
Oxidising properties	: No data available
Explosive limits	: No data available

9.2. Other information

VOC content : 14.14 g/l % Volatile: 1.00%

SECTION 10: Stability and reactivity

10.1. Reactivity

No dangerous reactions known under normal conditions of use.

10.2. Chemical stability

Stable under recommended handling and storage conditions (see section 7).

10.3. Possibility of hazardous reactions

None known.

10.4. Conditions to avoid

None known.

10.5. Incompatible materials

None known.

10.6. Hazardous decomposition products

Carbon oxides (CO, CO₂). Sulfur oxides. Hydrogen sulfide.

SECTION 11: Toxicological information

11.1. Information on toxicological effects

Acute toxicity : Not classified

AVM Aussie Seal M	
LD50 oral rat	> 2000 mg/kg
LD50 dermal rat	> 2000 mg/kg

Skin corrosion/irritation : Causes skin irritation.

Serious eye damage/irritation : Causes serious eye irritation.
(Causes corneal injury)

Respiratory or skin sensitisation : May cause an allergic skin reaction.

Germ cell mutagenicity : Not classified

Carcinogenicity : Not classified

Reproductive toxicity : Not classified

Specific target organ toxicity (single exposure) : Not classified

Specific target organ toxicity (repeated exposure) : Not classified

Aspiration hazard : Not classified

Symptoms/injuries after inhalation : May cause respiratory irritation.

Symptoms/injuries after skin contact : Causes skin irritation. May cause an allergic skin reaction.

Symptoms/injuries after eye contact : Causes serious eye irritation.

Symptoms/injuries after ingestion : May cause gastrointestinal irritation.

SECTION 12: Ecological information

12.1. Toxicity

Ecology - general : May cause long-term adverse effects in the environment.

12.2. Persistence and degradability

AVM Aussie Seal M	
Persistence and degradability	Heavily removable from water.

AVM Aussie Seal M

Safety Data Sheet

Prepared according to Federal Register / Vol. 77, No. 58 / Monday, March 26, 2012 / Rules and Regulations

12.3. Bioaccumulative potential

AVM Aussie Seal M	
Bioaccumulative potential	May be accumulated in organism.

12.4. Mobility in soil

No additional information available

12.5. Other adverse effects

No additional information available

SECTION 13: Disposal considerations

13.1. Waste treatment methods

Waste treatment methods : Obtain the consent of pollution control authorities before discharging to wastewater treatment plants.

Waste disposal recommendations : Dispose in a safe manner in accordance with local/national regulations. Do not allow the product to be released into the environment.

SECTION 14: Transport information

In accordance with DOT

Not hazardous for transport

Additional information

Other information : No supplementary information available.

Transport by sea

No additional information available

Air transport

No additional information available

SECTION 15: Regulatory information

15.1. US Federal regulations

AVM Aussie Seal M	
All chemical substances in this product are listed in the EPA (Environment Protection Agency) TSCA (Toxic Substances Control Act) Inventory or are exempt	
SARA Section 311/312 Hazard Classes	Immediate (acute) health hazard

15.2. International regulations

No additional information available.

15.3. US State regulations

California Proposition 65: This product does not contain any substances known to the state of California to cause cancer and/or reproductive harm

SECTION 16: Other information

Indication of changes : Revision 1.0: New SDS Created.

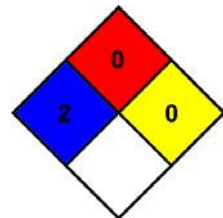
Revision date : 04/14/2017

Other information : Author: BCS.

NFPA health hazard : 2 - Materials that, under emergency conditions, can cause temporary incapacitation or residual injury.

NFPA fire hazard : 0 - Materials that will not burn under typical fire conditions, including intrinsically noncombustible materials such as concrete, stone, and sand.

NFPA reactivity : 0 - Material that in themselves are normally stable, even under fire conditions.



HMIS III Rating

Health : 2

Flammability : 0

Physical : 0

Personal protection :

This information is based on our current knowledge and is intended to describe the product for the purposes of health, safety and environmental requirements only. It should not therefore be construed as guaranteeing any specific property of the product

MATERIAL SAFETY DATA SHEET

AVM Drain Boards 2000, 2200, 6000, 6020, 9000, 9020, 9080, XL, 9900 & SWD Series

AVM INDUSTRIES, INC.
8245 Remmet Ave
Canoga Park, CA 91304

Phone: (818) 888-0050
(888) 414-1041
Fax: (818) 888-0030

PRODUCT IDENTIFICATION:

AVM INDUSTRIES, INC. NAME: AVM Drain Boards

Components:

Non-woven polypropylene fabric: (AVM Drain Boards 2000, 2200, 6000, 6020 & SWD)

Woven monofilament fabric: (AVM Drain Boards 9000 & 9020)

Extruded high impact polystyrene sheet and/or polyethylene

D.O.T. Proper Shipping Name: Not a regulated material

HAZARDOUS INGREDIENTS:

This product does not meet the definition given in 29 CRF Part 1910.1200 (OSHA).
Information is furnished as a customer service.

OCCUPATIONAL CONTROL PROCEDURES:

Eye Protection: As required by site-specific conditions. Not generally needed.

Skin Protection: None required.

Respiratory Protection: Not generally required unless needed to prevent respiratory irritation.

Ventilation: Use adequate ventilation to control exposure below recommended levels.

EFFECTS OF OVEREXPOSURE:

Eyes: Dust may cause mechanical irritation.

Skin: No known effect.

Inhalation: Dust may produce mechanical irritation to the mucous membranes of the nose, throat and upper respiratory tract.

Chronic: No anticipated chronic effects.

Existing health conditions affected by exposure: No known effects.

MATERIAL SAFETY DATA SHEET

AVM Drain Boards 2000, 2200, 6000, 6020, 9000, 9020, 9080, XL, 9900 & SWD Series

EMERGENCY AND FIRST AID PROCEDURES:

Eyes: Flush with water.
Skin: Rinse with water.
Inhalation: Remove from exposure.
Ingestion: N/A.

FIRE PROTECTION:

Flash Point (Method): Greater than 400 degrees (COC, ASTM D-92)
Fire Extinguishing Media: Dry chemical, foam, carbon dioxide.
Special Fire Fighting Procedures: For large fires in confined area use N10SH/MSHA

approved self-contained breathing apparatus: Use water fog or spray to exposed equipment and containers.

REACTIVITY DATA:

Stability: Stable
Incompatibility: None known
Hazardous Decomposition Products: Will not occur.
Hazardous Polymerization: Will not occur.

PHYSICAL DATA:

Physical State: Solid
Odor: Negligible
Viscosity: N/A
Solubility in Water: Negligible
Boiling Point: N/A

SPILL, LEAK & DISPOSAL INFORMATION:

Spill or Leak Procedures: Solid material, normal clean-up procedure.
Waste Disposal: Insure conformity with all applicable disposal regulations. Product does not meet the definition of hazardous waste.

STORAGE:

No special requirements for storage.

SECTION 1: Identification of the substance/mixture and of the company/undertaking

1.1. Product identifier

Product name : Aussie Swell red
 Product form : Mixture

1.2. Relevant identified uses of the substance or mixture and uses advised against

1.3. Details of the supplier of the safety data sheet

AVM Industries, Inc.
 8245 Remmet Ave
 Canoga Park, CA 91304
 Tel: 818-888-0050
 Fax: 818-888-0030
 www.avmindustries.com

1.4. Emergency Contact

Chemtrec (800) 424-0083 / Chemtrec Poland (Warsaw): +(48)-223988029 (Polish)

SECTION 2: Hazards identification

2.1. Classification of the substance or mixture

GHS classification

Acute Tox. 4 (Oral) H302

2.2. GHS Label elements, including precautionary statements

GHS labelling

Hazard pictograms (GHS) :



Signal word (GHS) :

Warning

Hazard statements (GHS) :

H302 - Harmful if swallowed.

Precautionary statements (GHS) :

P264 - Wash hands, forearms and face thoroughly after handling.
 P270 - Do not eat, drink or smoke when using this product.
 P301+P312 - If swallowed: Call a POISON CENTER, a doctor if you feel unwell
 P330 - Rinse mouth.
 P501 - Dispose of contents/container to a licensed hazardous-waste disposal contractor or collection site except for empty clean containers which can be disposed of as non-hazardous waste

2.3. Other hazards which do not result in classification

No additional information available

2.4. Unknown acute toxicity (GHS)

Not applicable

SECTION 3: Composition/information on ingredients

3.1. Substances

Not applicable

3.2. Mixtures

Name	Product identifier	%
Silica: Crystalline, quartz	(CAS-No.) 14808-60-7	Not Available

*In accordance with paragraph (i) of the OSHA Hazard Communication Standard (29 CFR §1910.1200), the specific chemical identity or exact weight % has been withheld as a trade secret

SECTION 4: First aid measures

4.1. Description of first aid measures

First-aid measures general : If exposed or concerned, get medical attention/advice. Show this safety data sheet to the doctor in attendance. Wash contaminated clothing before re-use. Never give anything to an unconscious person.

First-aid measures after inhalation : IF INHALED: Remove to fresh air and keep at rest in a position comfortable for breathing. Get medical attention if breathing is affected. If breathing is difficult, supply oxygen.

First-aid measures after skin contact : IF ON SKIN (or clothing): Remove affected clothing and wash all exposed skin with water for at least 15 minutes. If irritation develops or persists, get medical attention.

Aussie Swell Red

Safety Data Sheet

Prepared according to US 29 CFR 1910.1200 and Canadian HPR WHMIS 2015

- First-aid measures after eye contact : IF IN EYES: Immediately flush with plenty of water for at least 15 minutes. Remove contact lenses if present and easy to do so. Continue rinsing if pain, blinking, or irritation develops or persists, get medical attention. Continue rinsing.
- First-aid measures after ingestion : IF SWALLOWED: rinse mouth thoroughly. Do not induce vomiting without advice from poison control center. Get medical attention if you feel unwell.

4.2. Most important symptoms and effects, both acute and delayed

- Symptoms/effects after inhalation : May cause respiratory irritation.
- Symptoms/effects after skin contact : May cause skin irritation.
- Symptoms/effects after eye contact : Direct contact with eyes is likely to be irritating.
- Symptoms/effects after ingestion : Harmful if swallowed.

4.3. Indication of any immediate medical attention and special treatment needed

No additional information available.

SECTION 5: Firefighting measures

5.1. Extinguishing media

- Suitable extinguishing media : carbon dioxide (CO₂). Dry chemical. Foam. Use extinguishing media appropriate for surrounding fire.

5.2. Special hazards arising from the substance or mixture

- Fire hazard : Not flammable.
- Reactivity : No dangerous reactions known under normal conditions of use.

5.3. Advice for firefighters

- Precautionary measures fire : Keep away from heat, hot surfaces, sparks, open flames and other ignition sources. No smoking.
- Firefighting instructions : Use water spray or fog for cooling exposed containers. Exercise caution when fighting any chemical fire. Do not dispose of fire-fighting water in the environment.
- Protection during firefighting : Do not enter fire area without proper protective equipment, including respiratory protection.
- Other information : Thermal decomposition generates : carbon oxides (CO and CO₂).

SECTION 6: Accidental release measures

6.1. Personal precautions, protective equipment and emergency procedures

- General measures : Spill should be handled by trained clean-up crews properly equipped with respiratory equipment and full chemical protective gear (see Section 8).

6.1.1. For non-emergency personnel

- Protective equipment : Wear Protective equipment as described in Section 8.
- Emergency procedures : Evacuate unnecessary personnel.

6.1.2. For emergency responders

- Protective equipment : Wear suitable protective clothing, gloves and eye or face protection. Approved supplied-air respirator, in case of emergency.

6.2. Environmental precautions

Avoid release to the environment. Prevent entry to sewers and public waters.

6.3. Methods and material for containment and cleaning up

- For containment : Contain and collect as any solid. Minimize generation of dust.
- Methods for cleaning up : This material and its container must be disposed of in a safe way, and as per local legislation.

6.4. Reference to other sections

See Sections 8 and 13.

SECTION 7: Handling and storage

7.1. Precautions for safe handling

- Precautions for safe handling : Do not handle until all safety precautions have been read and understood. Wash hands and other exposed areas with mild soap and water before eating, drinking or smoking and when leaving work.

7.2. Conditions for safe storage, including any incompatibilities

- Storage conditions : Store in a dry place. Store in a closed container.

Aussie Swell Red

Safety Data Sheet

Prepared according to US 29 CFR 1910.1200 and Canadian HPR WHMIS 2015

SECTION 8: Exposure controls/personal protection

8.1. Control parameters

Inert or Nuisance dust	
ACGIH TWA (mg/m ³)	3 mg/m ³ (respirable particles) 10 mg/m ³ (inhalable particles)
OSHA PEL (TWA) (mg/m ³)	5 mg/m ³ (respirable fraction) 15 mg/m ³ (total dust)

*Exposure limits are for inert or nuisance dust. No specific exposure limits have been established for this activated carbon product by the ACGIH. No specific exposure limits have been established for inert or nuisance dust by Canadian HPR.

Silica: Crystalline, quartz (14808-60-7)	
ACGIH TWA (mg/m ³)	0.025 mg/m ³ (respirable fraction)
OSHA PEL (TWA) (µg/m ³)	50 µg/m ³ (respirable crystalline silica)
Alberta (TWA)	0.025 mg/m ³ (respirable particulate)
British Columbia (TWA)	0.025 mg/m ³ (respirable particulate)
Manitoba (TWA)	0.025 mg/m ³ (respirable fraction)
New Brunswick (TWA)	0.025 mg/m ³ (respirable fraction)
Newfoundland and Labrador (TWA)	0.025 mg/m ³ (respirable fraction)
Northwest Territories (TWA)	0.05 mg/m ³ (respirable fraction)
Nova Scotia (TWA)	0.025 mg/m ³ (respirable particulate)
Nunavut (TWA)	0.05 mg/m ³ (respirable fraction)
Ontario (TWA)	0.10 mg/m ³ (respirable fraction)
Prince Edward Island (TWA)	0.025 mg/m ³ (respirable fraction)
Quebec (TWA)	0.10 mg/m ³ (respirable fraction)
Saskatchewan (TWA)	0.05 mg/m ³ (respirable fraction)
Yukon (TWA)	300 Particles/mL

8.2. Exposure controls

Appropriate engineering controls

: Provide adequate general and local exhaust ventilation. Use process enclosures, local exhaust ventilation, or other engineering controls to control airborne levels below recommended exposure limits. Use explosion-proof equipment with flammable materials. Ensure adequate ventilation, especially in confined areas.

Personal protective equipment

: Gloves. Protective goggles.



Hand protection

: Use gloves chemically resistant to this material when prolonged or repeated contact could occur. Gloves should be classified and selected according to regional or national standards. Suggested glove materials are: Neoprene, Nitrile/butadiene rubber, Polyethylene, Ethyl vinyl alcohol laminate PVC, or vinyl. Suitable gloves should be recommended by the glove supplier.

Eye protection

: Wear eye protection, including chemical splash goggles and a face shield when possibility exists for eye contact due to spraying liquid or airborne particles.

Skin and body protection

: Wear long sleeves, and chemically impervious PPE/coveralls to minimize bodily exposure.

Respiratory protection

: Where vapor, mist, or dust exceed PELs or other applicable OELs, use NIOSH-approved respiratory protective equipment.

SECTION 9: Physical and chemical properties

9.1. Information on basic physical and chemical properties

Physical state	: Solid
Color	: Red.
Odor	: No data available.
Odor Threshold	: No data available
pH	: No data available
Relative evaporation rate (butylacetate=1)	: No data available
Melting point	: No data available
Freezing point	: No data available

Aussie Swell Red

Safety Data Sheet

Prepared according to US 29 CFR 1910.1200 and Canadian HPR WHMIS 2015

Boiling point	: No data available
Flash point	: No data available
Auto-ignition temperature	: No data available
Decomposition temperature	: No data available
Flammability (solid, gas)	: No data available
Vapour pressure	: 0.00004 hPa estimated
Relative vapour density at 20 °C	: No data available
Relative density	: No data available
Solubility	: No data available
Log Pow	: No data available
Log Kow	: No data available
Viscosity, kinematic	: No data available
Viscosity, dynamic	: No data available
Explosive properties	: No data available
Oxidising properties	: No data available
Explosive limits	: No data available

9.2. Other information

VOC content : 0 %

SECTION 10: Stability and reactivity

10.1. Reactivity

No dangerous reactions known under normal conditions of use.

10.2. Chemical stability

Stable under recommended handling and storage conditions (see section 7).

10.3. Possibility of hazardous reactions

None known.

10.4. Conditions to avoid

None known.

10.5. Incompatible materials

None known.

10.6. Hazardous decomposition products

Thermal decomposition generates : Carbon oxides (CO, CO₂).

SECTION 11: Toxicological information

11.1. Information on toxicological effects

Acute toxicity : Oral: Harmful if swallowed.

Silica: Crystalline, quartz (14808-60-7)

LD50 oral rat	500 mg/kg
Skin corrosion/irritation	: Not classified
Serious eye damage/irritation	: Not classified
Respiratory or skin sensitisation	: Not classified
Germ cell mutagenicity	: Not classified
Carcinogenicity	: Not classified
Reproductive toxicity	: Not classified
Specific target organ toxicity (single exposure)	: Not classified
Specific target organ toxicity (repeated exposure)	: Not classified
Aspiration hazard	: Not classified
Symptoms/effects after inhalation	: May cause respiratory irritation.
Symptoms/effects after skin contact	: May cause skin irritation.
Symptoms/effects after eye contact	: Direct contact with eyes is likely to be irritating.
Symptoms/effects after ingestion	: Harmful if swallowed.

SECTION 12: Ecological information

12.1. Toxicity

Ecology - general : Not expected to be ecotoxic.

Aussie Swell Red

Safety Data Sheet

Prepared according to US 29 CFR 1910.1200 and Canadian HPR WHMIS 2015

12.2. Persistence and degradability

No additional information available

12.3. Bioaccumulative potential

No additional information available

12.4. Mobility in soil

No additional information available

12.5. Other adverse effects

No additional information available

SECTION 13: Disposal considerations

13.1. Waste treatment methods

Waste treatment methods : Obtain the consent of pollution control authorities before discharging to wastewater treatment plants.

Product/Packaging disposal recommendations : Dispose in a safe manner in accordance with local/national regulations.

SECTION 14: Transport information

In accordance with DOT/TDG

Not hazardous for transport

Additional information

Other information : No supplementary information available.

Transport by sea

No additional information available

Air transport

No additional information available

SECTION 15: Regulatory information

15.1. US Federal regulations

Aussie Swell

All chemical substances in this product are listed in the EPA (Environment Protection Agency) TSCA (Toxic Substances Control Act) Inventory or are exempt

SARA Section 311/312 Hazard Classes	Health hazard - Acute toxicity (any route of exposure)
-------------------------------------	--

15.2. Canada regulations

Aussie Swell

All chemical substances in this product are listed on the Canadian Domestic Substances List (DSL) or Non-Domestic Substances List (NDSL) or are exempt

15.3. US State regulations

WARNING! This product contains chemicals known to the state of California to cause cancer, birth defects, or other reproductive harm.

Silica: Crystalline, quartz (14808-60-7)

U.S. - California - Proposition 65 - Carcinogens List	U.S. - California - Proposition 65 - Developmental Toxicity	U.S. - California - Proposition 65 - Reproductive Toxicity - Female	U.S. - California - Proposition 65 - Reproductive Toxicity - Male	No significant risk level (NSRL)
Yes	No	No	No	Not available

Silica: Crystalline, quartz (14808-60-7)

U.S. - New Jersey - Right to Know Hazardous Substance List
U.S. - Massachusetts - Right To Know List
U.S. - Pennsylvania - RTK (Right to Know) List

SECTION 16: Other information

Indication of changes : Revision 2.0

Revision date : 04/25/2019

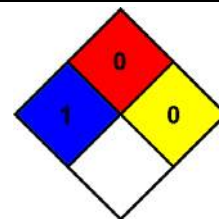
Other information : Author: BCS.

Aussie Swell Red

Safety Data Sheet

Prepared according to US 29 CFR 1910.1200 and Canadian HPR WHMIS 2015

NFPA health hazard	: 1 - Materials that, under emergency conditions, can cause significant irritation.
NFPA fire hazard	: 0 - Materials that will not burn under typical fire conditions, including intrinsically noncombustible materials such as concrete, stone, and sand.
NFPA reactivity	: 0 - Material that in themselves are normally stable, even under fire conditions.



HMIS Hazard Rating

Health	: 1
Flammability	: 0
Physical	: 0

This information is based on our current knowledge and is intended to describe the product for the purposes of health, safety and environmental requirements only. It should not therefore be construed as guaranteeing any specific property of the product