



## Forevercoat® 100

### Maintenance-free Deck Coating

ICC ESR-2125  
L.A. RR#: 25430

Sections 071800 / 071813  
Fluid Applied Waterproofing

#### Product Name

Forevercoat® 100  
A "Maintenance Free Deck Coating" for  
new deck coating installations

#### Manufactured by

AVM Industries, Inc.  
8245 Remmet Ave, Canoga Park, CA 91304  
888.414.1041 818.888.0050  
www.avmindustries.com

#### Product Description

The Forevercoat® 100 is a traffic bearing, roof and walk ing deck waterproofing system. The Forevercoat®100 system has a class A roofing classification and a 1 hour fire rating. (When installed per ICC ESR-2125)

#### Where to Use

On new or existing concrete or plywood decks and many other substrates. (For other substrates, consult with AVM Industries prior to installation) The Forevercoat® 100 system provides exceptional protection against the elements and heavy pedestrian traffic. The Forevercoat® 100 is suitable for both residential and commercial structures and is commonly installed on sundecks, balconies, walkways, stairs, court-yards and many other areas.

#### Warranty

- The Forevercoat® system components are manufactured to the strictest quality control standards. The manufacturing and quality control procedures are monitored by an independent lab certified to conduct such inspections by ICC ES.
- AVM Industries will warranty the installed system for a period of five (5) years. A ten (10) year warranty is available. For details, consult your distributor or approved AVM Industries applicator. Complete warranty information is available upon request.

#### Delivery, Storage, and Handling

- Delivery of all the Forevercoat® 100 system materials to the job site must be in their original sealed containers and bags, with manufacturer's name and label intact.
- Handle and store containers and bags in accordance with printed instructions.
- Store at temperatures between 50°F and 90°F. Do not store materials in direct sunlight or where they may be damaged by water or rain. Bags must be kept dry!
- Keep all materials out of the reach of children.



- If irritation occurs during use, liberally flush affected areas with water. If irritation continues, see a physician immediately.

#### Project Conditions

- Do not apply materials at temperatures below 50°F, or if precipitation is imminent, or above 90°F if applying in direct sun light.
- Provide adequate ventilation during installation.
- Warn personnel against hazards of materials to skin and eyes.
- Protect adjacent surfaces which could be damaged during the application.
- This system must not be used to cover Expansion Joints.

#### System Application

Install the Forevercoat® 100 in accordance with its Installation Instructions.

#### Substrates

Plywood must be min 5/8" thick, exterior grade, attached to framing spaced max 16" on center and properly blocked, supported and fastened.

Concrete decks must comply to code and be min 2000 PSI after 28 days curing time.

#### Preparation of Substrates

The substrate surfaces must be structurally sound, clean, dry, free of contamination, and prepared according to the Installation Instructions.

#### Installation

Refer to coverage charts and specifications on the other side.

- Over plywood substrates only: This step is required for the 1 hour fire rating and the ICC ES\* approval. Install AVM Crete 6400 1/4" thick per the installation instructions.
- Install the Forevercoat® waterproofing membrane as follows:
- Patch all cracks, voids, etc, using AVM Acripatch 5020.

- Apply Primer 100 to all surfaces. Optional: For better bonding, upgrade to the AVM Epoxy Primer 400.

- Laminate the fiberglass mat with AVM Base Resin 100. Optional: Upgrade to AVM Mat 800 (A stronger reinforcing polyester fabric)
- Trowel two thin coats (1/16" thick each) of the AVM Crete 6200 or 6240 to all surfaces.
- Optional. Apply the AVM Top Coat Sealer 4100/4150 to all surfaces.

#### Quality Control

- Visually inspect all coated surfaces to ensure a full and proper coating application, especially at corners, drainage scuppers and hard-to-reach areas.
- All unsatisfactory areas shall be repaired prior to final acceptance.

#### Protection of Installed Work

The completed section shall be protected from all pedestrian traffic for the first 24 hours after application and until the surface is sufficiently cured. (The amount of drying time may vary depending on temperature and humidity conditions) Typically, light foot traffic may resume after 4-6 hours.

#### Clean Up

Tools may be cleaned with water before resins are dry.

#### Maintenance

Cleaning and washing of the decks should be performed on a regular basis. No re-coatings are required! For cleaning information, refer to the Forevercoat® maintenance instructions.

#### Availability and Cost

Contact AVM Industries or your approved applicator for pricing and availability.

#### Technical Services

Technical services are available by contacting our offices at: **888.414.1041** or **818.888.0050** or visit **www.avmindustries.com**

#### System Specifications

See next page.

The following coverages are based on controlled tests. Actual coverages may vary.

Materials	One Kit Makes	One Kit Covers at 1/8" Thick	One Kit Covers at 1/4" Thick	One Kit Covers at 1/2" Thick
AVM Crete 6400	4 Gallons of Mixed Product	40 Square Feet	20 Square Feet	10 Square Feet
AVM Crete 6200/6240	4 Gallons of Mixed Product	35-50 Square Feet	NA	NA
Weights of 1 sq. ft. of Crete 6200/6240/6400 installed & cured		1 sq. ft. at 1/8" thick = ~1.25 lbs.	1 sq. ft. at 1/4" thick = ~2.50 lbs.	1 sq. ft. at 1/2" thick = ~5.00 lbs.

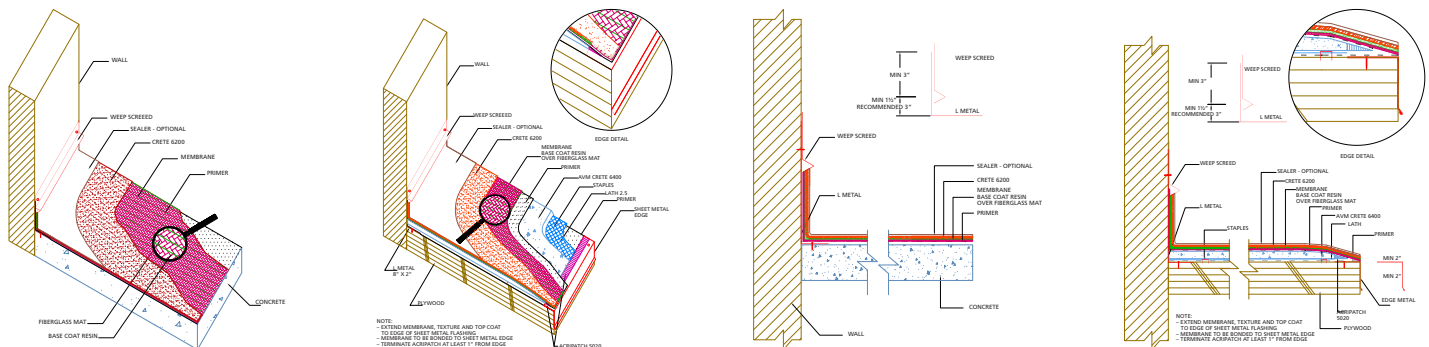
Materials	Over Plywood	Over Concrete	Over Sheet Metal
AVM Primer 100 / Optional AVM Epoxy Primer 400	200-300 sq. ft./gal.	200-300 sq. ft./gal.	200-300 sq. ft./gal.
AVM Base Resin 100	40-50 sq. ft./gal.	40-50 sq. ft./gal.	40-50 sq. ft./gal.
AVM Mat 100 / Optional Mat 800	Allow 5%-10% waste	Allow 5%-10% waste	Allow 5%-10% waste
AVM Crete 6400	See above	See above	See above
AVM Crete 6200/6240 (Smooth or Light Broom)	See above	See above	See above
AVM Top Coat Sealer 4150 Clear	100-150 sq. ft./gal.	100-150 sq. ft./gal.	100-150 sq. ft./gal.

Technical Data - AVM System 100	
Fire Rating	Class A + 1 Hour over 2x8" Joists
Weatherometer	No Cracking, Softening, Crazing
Wind Uplift (Tested/Approved)	135+ lbs./sq. ft., ~227 MPH/90 MPH
Abrasion	4.58% (Pass)
Bond Strength (Once Cured)	134 PSI
Compressive Strength ASTM C39,C172,C192,C470	7 Days: 2500 PSI, 28 Days: 3700 PSI
Impact Resistance, ASTM D-3746	No Cracking or Splits

General Data - AVM System 100	
Shelf Life: (Liquids)	One year in original unopened packaging.
Storage Conditions	Store dry at 50°-90°F. If frozen, discard
Cement Mixing Ratio	Crete 6400: 1 bag AVM 400 to 1.0 gal. additive 7400.
Cement Mixing Ratio	Crete 6200: 1 bag AVM 200 to 1.0-1.25 gal. additive 7400. Crete 6240: Just add water.
Cement Color	Silver, Tan and many Custom Colors
Available Coat Colors	30 Standard colors Custom colors are available - Call for details.

Minimum Dry Thickness - Complete System: 0.310. (AVM Crete 6400 must be at least 0.250" thick when dry)

Item / Component	Packaging	Approx. Shipping Weights	VOC
AVM AcriPatch 5020	2.0/5.0 gal. pails	2.0/5.0 gal. 15/39 lbs.	46 Grams/Liter
AVM Aggregate 200	50 lb. bag	50 lbs./bag	
AVM Aggregate 240	50 lb. bag	50 lbs./bag	
AVM Aggregate 400	50 lb. bag	50 lbs./bag	
AVM Additive 7400	2.0/5.0 gal. pails	2.0/5.0 gal. 18/46 lbs.	6 Grams/Liter
AVM Metal Lath 2.5#	10 sheets/bundle	5 lbs./sheet	
AVM Mat 100 / AVM Mat 800	1750 sq. ft roll / 1080 sq. ft roll	82.1 lbs. / 22.6 lbs.	
AVM Primer 100	2.0/5.0 gal. pails	2.0/5.0 gal. 18/46 lbs.	93 Grams/Liter
AVM Epoxy Primer 400	1.25 gal. kit / 5.0 gal. kit	11.6 lbs. / 47.6 lbs.	0 Grams/Liter
AVM Base 100	2.0/5.0 gal. pails	2.0/5.0 gal. 18/46 lbs.	85 Grams/Liter
AVM Top Coat 4100/4150	2.0/5.0 gal. pails	19/47 lbs.	85/73 Grams/Liter



For a complete list of details in CAD or PDF, please visit our website at [www.avmindustries.com](http://www.avmindustries.com).

**AVM Industries, Inc.**  
**8245 Remmet Ave, Canoga Park, CA 91304**  
**888.414.1041 818.888.0050**

**Quality Waterproofing Products**



**[www.avmindustries.com](http://www.avmindustries.com)**



## AVM Base Resin 100

### Roof and Walking Deck System

ICC ESR-2125,  
L.A. RR#: 25430

Section 071800 / 071813  
Fluid Applied Waterproofing

#### Product Name

Elasto Base Resin 100

#### Manufactured by

AVM Industries, Inc.  
8245 Remmet Ave, Canoga Park, CA 91304  
888.414.1041 818.888.0050  
www.avmindustries.com

#### Product Description

AVM Base resin 100 is a high performance water-based acrylic resin used for the waterproofing membrane layer in multiple AVM waterproofing systems including AVM System 100, Elasto Fiberdeck® and Forevercoat®. AVM Base Resin 100 has been thoroughly tested and is a component of the following ICC/LARR approved systems: ICC ESR-2125 and L.A. RR#: 25430.

#### Where to Use

On new or existing concrete or plywood decks and other substrates. (For other substrates, consult with AVM Industries prior to installation)

#### Warranty

Refer to each waterproofing system's warranty for details.

#### Delivery, Storage, and Handling

- Delivery of the Base resin 100 to the job site must be in their original sealed containers, with manufacturer's name and label intact.
- Handle and store containers in accordance with printed instructions.
- Store at temperatures between 50°F and 90°F. Do not store Primer 100 in direct sunlight or where it may be damaged by water or rain.
- Keep Base Resin 100 out of the reach of children.
- If irritation occurs during use, liberally flush affected areas with water. If irritation continues, see a physician immediately.



#### Project Conditions

- Do not apply Base Resin 100 at temperatures below 50°F, or if precipitation is imminent, or above 90°F if applying in direct sun light.
- Provide adequate ventilation during installation.
- Warn personnel against hazards of Base Resin 100 to skin and eyes.
- Protect adjacent surfaces which could be damaged during the application.

#### System Application

Install the Base Resin 100 in accordance with each system's Installation Instructions.

#### Substrates

Refer to each system's installation instructions for more information.

#### Preparation of Substrates

The substrate surfaces must be structurally sound, clean, dry, free of contamination, and prepared according to each system's Installation Instructions.

#### Installation

Typically Applied with brushes and rollers. Refer to each system's installation instructions for details.

#### Quality Control

Refer to each system's installation instructions for details.

#### Protection of Installed Work

Refer to each system's installation instructions for details.

#### Clean Up

Tools may be cleaned with water before Primer 100 is dry.

#### Availability and Cost

Contact AVM Industries or your approved applicator for pricing and availability.

#### Technical Services

Technical services are available by contacting our offices at: 888.414.1041 or 818.888.0050 or visit [www.avmindustries.com](http://www.avmindustries.com)

#### System Specifications

See next page.



The following coverages are based on controlled tests. Actual coverages may vary.

Materials	Over Plywood	Over Concrete	Over Sheet Metal
AVM Base Resin 100	40-50 sq. ft./gal.	40-50 sq. ft./gal.	40-50 sq. ft./gal.

General Data - AVM Primer 100	
Shelf Life:	One year in original unopened packaging.
Storage Conditions:	Store dry at 50°-90°F. If frozen, discard
Color:	Standard Colors: Silver, Tan or Clear Tint-Base. Custom Colors are available.

Item/Component	Packaging	Approximate Shipping Weights	VOC
AVM Base Resin 100	2.0/5.0 gal. pails	18/46 lbs.	85 Grams/Liter

For a complete list of details in CAD or PDF, please visit our website at [www.avmindustries.com](http://www.avmindustries.com).

AVM Industries, Inc.  
8245 Remmet Ave, Canoga Park, CA 91304  
888.414.1041 818.888.0050

Quality Waterproofing Products



[www.avmindustries.com](http://www.avmindustries.com)



## AVM Mat 100 Fiberglass Reinforcing Fabric



Fiberglass Reinforcing Fabric

### Product Name

AVM Mat 100

### Manufactured by

AVM Industries, Inc.  
8245 Remmet Ave, Canoga Park, CA 91304  
888.414.1041 818.888.0050  
[www.avmindustries.com](http://www.avmindustries.com)

### Product Description

AVM Mat 100 is a  $\frac{3}{4}$  Oz / Sq.Ft. Fiberglass reinforcing mat.

### Where to Use

AVM Mat 100 is used in AVM System 100 Elasto Fiberdeck and AVM System 100 forevercoat deck coating systems. Refer to each system's technical data for more information.

### Warranty

Refer to each system's warranty for more information.

### Delivery, Storage, and Handling

- a. a. Delivery of all the AVM mat 100 rolls to the job site must be in their original packaging, with manufacturer's name and label intact.
- b. Handle and store in accordance with printed instructions.
- c. Store at temperatures between 50°F and 90°F. Do not store materials in direct sunlight or where they may be damaged by water or rain. Kept mat dry!
- d. Keep all materials out of the reach of children.
- e. If irritation occurs during use, liberally flush affected areas with water. If irritation continues, see a physician immediately.

### Project Conditions

Refer to each system's technical data for more information.

### System Application

Refer to each system's technical data for more information.

### Availability and Cost

Contact AVM Industries or your approved applicator for pricing and availability.

### Technical Services

Technical services are available by contacting our offices at: **888.414.1041** or **818.888.0050** or visit **[www.avmindustries.com](http://www.avmindustries.com)**

### System Specifications

See next page.

The following coverages are based on controlled tests. Actual coverages may vary.

General Data	
Glass Type	E-glass
Density	2.5-2.6g/cm <sup>3</sup>
Softening Point	840°C
Filament Diameter	13µm
Sizing	Silane
Colour	White

Properties for Control reports	Accepted standards		Test results	
	Standard No.	Standard Value	Average Value	Passed? /Yes/No
Moisture content (%)	ISO3344-1997	≤ 0.50	0.11	YES
Loss on ignition (%)	ISO1887-1995	3.3-4.6	3.97	YES
Solubility in Styrene (s)	ISO2558-2000	≤ 40	12	YES
Mass per Unit area(g/m <sup>2</sup> )	ISO3374-2000	225+/-10%	221	YES
Tensile breaking Force (N)	ISO3342-2000	≤ 40	69	YES
Test conditions	Testing temperature (°C)	23°C	Relative humidity %	60%
Test conclusions	Confirmed to all above specification			

Item / Component	Packaging	Approx Shipping Weights	VOC
AVM Mat 100, 50" Roll	50"x413' roll (-1725 Sq.Ft.)	82.1 Lbs	N/A
Pallets	16 rolls / pallet	1314 Lbs	N/A

For a complete list of details in CAD or PDF, please visit our website at [www.avmindustries.com](http://www.avmindustries.com).

**AVM Industries, Inc.**  
**8245 Remmet Ave, Canoga Park, CA 91304**  
**888.414.1041 818.888.0050**

**Quality Waterproofing Products**



**[www.avmindustries.com](http://www.avmindustries.com)**





# Pigments and Color Packs

## Product Name

Color Packs

## Manufactured by

AVM Industries, Inc.  
8245 Remmet Ave, Canoga Park, CA 91304  
888.414.1041 818.888.0050  
www.avmindustries.com

## Product Description

AVM's Color Packs are concentrated pigment packs sold separately to be added to AVM's Top Coat Sealer 4100 Clear-FP (for Pigment) and to AVM's Texture Clear-FP (for Pigment). These color packs may also be used to tint AVM's Base Coat 100 Clear-FP (for Pigment), AVM's Acripatch 5020 and AVM's Primer 100.

## Packaging and Sizes

AVM's color packs come in two sizes. Pints and Quarts. The Pint size Color Packs are to be mixed with AVM's two gallon buckets and the Quart size Color Packs are to be mixed with AVM's five gallon buckets.

## Where to Use

AVM's Color Packs are designed to be added to AVM's Top Coat Sealer 4100 Clear-FP (for Pigment) and to AVM's Texture Clear-FP (for pigment). These color packs may also be used to tint AVM's Base Coat 100 Clear-FP (for pigment), AVM's Acripatch 5020 and AVM's Primer 100.

## Warranty

AVM's Color Packs are manufactured to the strictest quality control standards. AVM's Color Packs have a one year warranty in their sealed (un-opened) containers and when properly stored in accordance with AVM's published storage instructions.

## Delivery, Storage, and Handling

- Delivery of all the Elasto Fiberdeck® 100 system materials to the job site must be in their original sealed containers and bags, with manufacturer's name and label intact.
- Handle and store containers and bags in accordance with printed instructions.
- Store at temperatures between 50°F and 90°F. Do not store materials in direct sunlight or where they may be damaged by water or rain. Bags must be kept dry!
- Keep all materials out of the reach of children.
- If irritation occurs during use, liberally flush affected areas with water. If irritation continues, see a physician immediately.
- Shelf life - One year from date of manufacture.

## Project Conditions

- Do not add the pigment pack's contents into materials that are below 50°F, or above 90°F.
- Provide adequate ventilation during mixing.
- Warn personnel against hazards of materials to skin and eyes.
- Protect adjacent surfaces which could be damaged during mixing.

## Mixing Instructions

The small (Pint Size) Color Packs are to be used with AVM's 2-gallon buckets.

The large (Quart Size) Color Packs are to be used with AVM's 5-gallon buckets.

- Mix the Top Coat Sealer 4100 Clear-FP for 1 minute with a drill and paddle before adding the pigment.
- Shake the Color Pack by hand for 30-60 seconds before use. (Make sure it's well mixed!)
- Add the contents of the Color Pack to the bucket and mix well for 1-2 additional minutes, until evenly mixed.

Do NOT add water or dilute in any way!

Follow the same Mixing Instructions above if using the Color Packs with Texture Clear-FP and other AVM products.

## Installation

Refer to AVM System 100 Elasto Fiberdeck and Forevercoat Installation Instructions for details.

## Clean Up

Tools may be cleaned with water before pigments/resins are dry.

## Availability and Cost

Contact AVM Industries, your distributor, or your approved applicator for pricing and availability.

## Technical Services

Technical services are available by contacting our offices at: **888.414.1041** or **818.888.0050** or visit **www.avmindustries.com**

Item/Component	Packaging	Approx. Shipping Weights	VOC
2-Gal Color Pack	6 Pint size plastic jars per box	1.3 lbs each / 8 Lbs per Box	0 Grams/Liter
5-Gal Color Pack	6 Quart size plastic jars per box	3.1 lbs each / 19 Lbs per Box	0 Grams/Liter

For the MSDS and other info, please visit our website at [www.avmindustries.com](http://www.avmindustries.com)

For a complete list of details in CAD or PDF, please visit our website at [www.avmindustries.com](http://www.avmindustries.com).

**AVM Industries, Inc.**  
**8245 Remmet Ave, Canoga Park, CA 91304**  
**888.414.1041 818.888.0050**

**Quality Waterproofing Products**

**[www.avmindustries.com](http://www.avmindustries.com)**



The following coverages are based on controlled tests. Actual coverages may vary.

Materials	One Kit Makes	One Kit Covers at 1/8" Thick	One Kit Covers at 1/4" Thick	One Kit Covers at 1/2" Thick
AVM Crete 6400	4 Gallons of Mixed Product	40 Square Feet	20 Square Feet	10 Square Feet
Weight of 1 sq. ft. of Crete 6400 installed & cured		1 sq. ft. at 1/8" thick = -1.25 lbs.	1 sq. ft. at 1/4" thick = -2.50 lbs.	1 sq. ft. at 1/2" thick = -5.00 lbs.

Materials	Over Plywood	Over Concrete	Over Sheet Metal
AVM Primer 100 / Optional AVM Epoxy Primer 400	200-300 sq. ft./gal.	200-300 sq. ft./gal.	200-300 sq. ft./gal.
AVM Base Resin 100	40-50 sq. ft./gal.	40-50 sq. ft./gal.	40-50 sq. ft./gal.
AVM Mat 100 / Optional Mat 800	Allow 5%-10% waste	Allow 5%-10% waste	Allow 5%-10% waste
AVM Texture 100 Sprayed Sand Finish	40-60 sq. ft./gal.	40-60 sq. ft./gal.	40-60 sq. ft./gal.
AVM Texture 100 Sprayed Knock Down Finish	40-60 sq. ft./gal. depending on desired look	40-60 sq. ft./gal. depending on desired look	40-60 sq. ft./gal. depending on desired look
AVM Texture 100 Troweled Smooth	35 sq. ft./gal.	35 sq. ft./gal.	35 sq. ft./gal.
AVM Top Coat Sealer 1st coat	100-120 sq. ft./gal.	100-120 sq. ft./gal.	100-120 sq. ft./gal.
AVM Top Coat Sealer 2nd Coat	150 sq. ft./gal.	150 sq. ft./gal.	150 Sq. ft./gal.

Technical Data - AVM System 100	
Fire Rating	Class A + 1 Hour over 2x8" Joists
Weatherometer	No Cracking, Softening, Crazing
Wind Uplift (Tested/Approved)	135+ lbs./sq. ft., -227 MPH/90 MPH
Abrasion	4.58% (Pass)
Bond Strength (Once Cured)	134 PSI
Compressive Strength ASTM C39,C172,C192,C470	7 Days: 2500 PSI, 28 Days: 3700 PSI

General Data - AVM System 100	
Shelf Life: (Liquids)	One year in original unopened packaging.
Storage Conditions	Store dry at 50°-90°F. If frozen, discard
Cement Mixing Ratio	Pre-proportioned kit. 1-bag to 1-gal. additive
Cement Color	Gray
Base/Texture Colors	4 Standard and many Custom
Top Coat Colors	20 Standard colors Custom colors are available - Call for details.

Minimum Dry Thickness - Complete System: 0.310. (AVM Crete 6400 must be at least 0.250" thick when dry)

Item/Component	Packaging	Approx. Shipping Weights	VOC
AVM AcriPatch 5020	2.0/5.0 gal. pails	2.0/5.0 gal. 15/39 lbs.	46 Grams/Liter
AVM Aggregate 400	50 lb. bag	50 lbs./bag	
AVM Additive 7400	2.0/5.0 gal. pails	2.0/5.0 gal. 18/46 lbs.	6 Grams/Liter
AVM Metal Lath 2.5#	10 sheets/bundle	5 lbs./sheet	
AVM Mat 100 / AVM Mat 800	1750 sq. ft. roll / 1080 sq. ft. roll	82.1 lbs. / 22.6 lbs.	
AVM Primer 100	2.0/5.0 gal. pails	2.0/5.0 gal. 18/46 lbs.	93 Grams/Liter
AVM Epoxy Primer 400	1.25 gal. kit / 5.0 gal. kit	11.6 lbs. / 47.6 lbs.	0 Grams/Liter
AVM Base 100	2.0/5.0 gal. pails	2.0/5.0 gal. 18/46 lbs.	85 Grams/Liter
AVM Texture 100	2.0/5.0 gal. pails	2.0/5.0 gal. 23/56 lbs.	31 Grams/Liter
AVM Top Coat 4100/4150	2.0/5.0 gal. pails	19/47 lbs.	85/73 Grams/Liter

For a complete list of details in CAD or PDF, please visit our website at [www.avmindustries.com](http://www.avmindustries.com).

**AVM Industries, Inc.**  
**8245 Remmet Ave, Canoga Park, CA 91304**  
**888.414.1041 818.888.0050**

**Quality Waterproofing Products**



**[www.avmindustries.com](http://www.avmindustries.com)**





## AVM Primer 100

### Roof and Walking Deck System

ICC ESR-2125, ESR-2662,  
PMG-2662, L.A. RR#: 25430

Section 071800 / 071813  
Fluid Applied Waterproofing

#### Product Name

Elasto Primer 100

#### Manufactured by

AVM Industries, Inc.  
8245 Remmet Ave, Canoga Park, CA 91304  
888.414.1041 818.888.0050  
www.avmindustries.com

#### Product Description

AVM Primer 100 is a high performance water-based acrylic primer used in multiple AVM waterproofing systems including AVM System 100, Elasto Fiberdeck®, Forevercoat®, AVM System 700 and other common applications. AVM primer 100 has been thoroughly tested and is a component of the following ICC/LARR approved systems: ICC ESR-2125, ESR-2662, PMG-2662 and L.A. RR#: 25430.

#### Where to Use

On new or existing concrete or plywood decks and other substrates. (For other substrates, consult with AVM Industries prior to installation)

#### Warranty

Refer to each waterproofing system's warranty for details.

#### Delivery, Storage, and Handling

- Delivery of the Primer 100 to the job site must be in their original sealed containers, with manufacturer's name and label intact.
- Handle and store containers in accordance with printed instructions.
- Store at temperatures between 50°F and 90°F. Do not store Primer 100 in direct sunlight or where it may be damaged by water or rain.
- Keep Primer 100 out of the reach of children.
- If irritation occurs during use, liberally flush affected areas with water. If irritation continues, see a physician immediately.



#### Project Conditions

- Do not apply Primer 100 at temperatures below 50°F, or if precipitation is imminent, or above 90°F if applying in direct sun light.
- Provide adequate ventilation during installation.
- Warn personnel against hazards of Primer 100 to skin and eyes.
- Protect adjacent surfaces which could be damaged during the application.

#### System Application

Install the Primer 100 in accordance with each system's Installation Instructions.

#### Substrates

Plywood must be min 5/8" thick, exterior grade, attached to framing spaced max 16" on center and properly blocked, supported and fastened.

Concrete decks must comply to code and be min 2000 PSI after 28 days curing time.

Refer to each system's installation instructions for more information.

#### Preparation of Substrates

The substrate surfaces must be structurally sound, clean, dry, free of contamination, and prepared according to each system's Installation Instructions.

#### Installation

Typically Applied with brushes and rollers. Refer to each system's installation instructions for details.

#### Quality Control

Refer to each system's installation instructions for details.

#### Protection of Installed Work

Refer to each system's installation instructions for details.

#### Clean Up

Tools may be cleaned with water before Primer 100 is dry.

#### Availability and Cost

Contact AVM Industries or your approved applicator for pricing and availability.

#### Technical Services

Technical services are available by contacting our offices at: **888.414.1041** or **818.888.0050** or visit **www.avmindustries.com**

#### System Specifications

See next page.



The following coverages are based on controlled tests. Actual coverages may vary.

Materials	Over Plywood	Over Concrete	Over Sheet Metal
AVM Primer 100	200-300 sq. ft./gal.	200-300 sq. ft./gal.	200-300 sq. ft./gal.

General Data - AVM Primer 100	
Shelf Life:	One year in original unopened packaging.
Storage Conditions:	Store dry at 50°-90°F. If frozen, discard
Color:	Milky white when white. Cures clear.

Item/Component	Packaging	Approximate Shipping Weights	VOC
AVM Primer 100	2.0/5.0 gal. pails	18/46 lbs.	93 Grams/Liter

For a complete list of details in CAD or PDF, please visit our website at [www.avmindustries.com](http://www.avmindustries.com).

AVM Industries, Inc.  
8245 Remmet Ave, Canoga Park, CA 91304  
888.414.1041 818.888.0050

Quality Waterproofing Products



[www.avmindustries.com](http://www.avmindustries.com)



# AVM Aggregate 200

Dry concrete mix for AVM Crete 6200

Sections 033500/035000/035400/099400  
Cementitious Decks and Underlayment  
Decorative Finishes / High Performance  
Coatings

## Product Name

AVM Aggregate 200

## Manufactured by

AVM Industries, Inc.  
8245 Remmet Ave, Canoga Park, CA 91304  
888.414.1041 818.888.0050  
www.avmindustries.com

## Product Description

AVM Aggregate 200 is the dry mix component (concrete bag) of the AVM Crete 6200. AVM Crete 6200 is a polymer modified concrete mix, exceeding 6000 PSI when cured, designed for thin applications not exceeding 1/4 inch in thickness. AVM Crete 6200 may be used for minor sloping or leveling repairs or as a Bond or Scratch coat (Underlayment) before installing other products or systems. It may also be applied as a decorative Texture, or be used as a Protective Coating for AVM's approved Under Tile Waterproofing Membranes. (AVM System 700/750). AVM Aggregate 200 is available in both white or gray cements.

## Where to Use

On new or existing concrete slabs, block walls (CMU) and other porous substrates. Also, as a protective coating over AVM Systems 700/750, Under Tile Waterproofing Membranes. (For applications directly over plywood, use the AVM Crete 6400.)

## Submittals

When applicable, submit the manufacturer's printed application instructions.

## Warranty

Refer to each system's warranty for details.



## Delivery, Storage, and Handling

- Delivery of all the AVM Aggregate 200 concrete bags to the job site must be in their original sealed bags, with manufacturer's name and label intact.
- Handle and store bags in accordance with printed instructions.
- Store at temperatures between 50°F and 90°F. Do not store materials in direct sunlight or where they may be damaged by water or rain. Bags must be kept dry!
- Keep all materials out of the reach of children.
- If irritation occurs during use, liberally flush affected areas with water. If irritation continues, see a physician immediately.

## Project Conditions

- Do not apply materials at temperatures below 50°F and falling or if precipitation is imminent. Do not apply materials in direct sunlight at temperatures above 90°F or rising. Do not apply materials anywhere at temperatures above 100°F.
- Warn personnel against hazards of materials to skin and eyes. Note other hazardous conditions on the job that might require special protective gear and or any other special protective or safety procedures.
- Protect adjacent surfaces which could be damaged during the application procedure.
- This system must not be used to cover Expansion Joints.

## System Application

Refer to each system's Installation Instructions.

## Availability and Cost


Contact AVM Industries or your approved applicator for pricing and availability.

## Technical Services

Technical services are available by contacting our offices at: **888.414.1041** or **818.888.0050** or visit [www.avmindustries.com](http://www.avmindustries.com)

## System Specifications

See below.



The following coverages are based on controlled tests. Actual coverages may vary.

Materials	Coverages
One bag of AVM Aggregate 200 mixed with 1.0-1.25 gallons of AVM Additive 7400 makes approx. 4 gallons of mixed product!	
AVM Crete 6200, applied as Slurry	Up to 200 sq. ft./gal. depending on the smoothness of the existing concrete. Total quantity of mixed product will vary based on the amount of Additive being used.
AVM Crete 6200, applied as Texture	40-50 sq. ft./gal. of mixed product
AVM Crete 6200, applied 1/16" Thick	80 sq. ft./gal. of mixed product
AVM Crete 6200, applied 1/8" Thick	40 sq. ft./gal. of mixed product

Coverages may vary based on the smoothness of the existing concrete slabs.

General Data	
Compressive Strength: ASTM C39,C172,C192,C470	7 Days: 4900 PSI. 28 Days: 6000 PSI
Shelf Life:	No specified limit as long as contents have not hardened.
Storage Conditions	Store dry and out of direct sunlight at 50°-90°F.
Color	Gray or White
Mixing Ratio	1.0-1.33 Gallons of AVM Additive 7400 per Bag.
Dry weight of Crete 6200 when installed	1 sq. ft. at 1/4" thick weighs approximately 2.50 pounds

Item / Component	Packaging	Approx Shipping Weights	VOC
Aggregate 200	50 lb. bag	50.0 lbs./bag	N/A

For a complete list of details in CAD or PDF, please visit our website at [www.avmindustries.com](http://www.avmindustries.com).

AVM Industries, Inc.  
8245 Remmet Ave, Canoga Park, CA 91304  
888.414.1041 818.888.0050

Quality Waterproofing Products



[www.avmindustries.com](http://www.avmindustries.com)



## AVM Aggregate 400

Dry concrete mix for AVM Crete 6400

Sections 033500/035000/035400/099400  
Cementitious Decks and Underlayment /  
High Performance Coatings

### Product Name

AVM Aggregate 400

### Manufactured by

AVM Industries, Inc.  
8245 Remmet Ave, Canoga Park, CA 91304  
888.414.1041 818.888.0050  
www.avmindustries.com

### Product Description

AVM Aggregate 400 is the dry mix component (concrete bag) of the AVM Crete 6400. AVM Crete 6400 is a polymer modified cement mix, achieving 3700 PSI when cured, designed for thin sloping, leveling and patching applications ranging from 0 inches to 4 inches in thickness.

### Where to Use

On new or existing plywood decks and concrete slabs. AVM Crete 6400 may also be applied over existing finished surfaces such as brick, tile, pavers, deck coatings, magnesite, pebbles, etc. (Epoxy primer may be required over certain substrates for proper adhesion)

### Submittals

When applicable, submit the manufacturer's printed application instructions.

### Warranty

Refer to each system's warranty for details.



### Delivery, Storage, and Handling

- Delivery of all the AVM Aggregate 400 concrete bags to the job site must be in their original sealed bags, with manufacturer's name and label intact.
- Handle and store bags in accordance with printed instructions.
- Store at temperatures between 50°F and 90°F. Do not store materials in direct sunlight or where they may be damaged by water or rain. Bags must be kept dry!
- Keep all materials out of the reach of children.
- If irritation occurs during use, liberally flush affected areas with water. If irritation continues, see a physician immediately.

### Project Conditions

- Do not apply materials at temperatures below 50°F and falling or if precipitation is imminent. Do not apply materials in direct sunlight at temperatures above 90°F or rising. Do not apply materials anywhere at temperatures above 100°F.
- Warn personnel against hazards of materials to skin and eyes. Note other hazardous conditions on the job that might require special protective gear and or any other special protective or safety procedures.
- Protect adjacent surfaces which could be damaged during the application procedure.
- This system must not be used to cover Expansion Joints.

### System Application

Refer to each system's Installation Instructions.

### Availability and Cost


Contact AVM Industries or your approved applicator for pricing and availability.

### Technical Services

Technical services are available by contacting our offices at: **888.414.1041** or **818.888.0050** or visit [www.avmindustries.com](http://www.avmindustries.com)

### System Specifications

See below.





The following coverages are based on controlled tests. Actual coverages may vary.

Materials	Coverages
One Kit of AVM-Crete 6400 covers	20 sq. ft. at 1/4". 10 sq. ft. at 1/2". 5 sq. ft. at 1.0".

Coverages may vary based on the smoothness of the existing concrete slabs.

General Data	
Compressive Strength: ASTM C39,C172,C192,C470	7 Days: 2500 PSI. 28 Days: 3700 PSI
Storage Conditions	Store dry at 50°-90°F. Store out of direct sunlight
Color	Gray or White
Mixing Ratio	1 gallon of AVM Additive 7400 with each bag of Aggregate 400
Dry weight when installed	1 sq. ft. at 1/4" thick weighs approximately 2.50 pounds

Item / Component	Packaging	Approx Shipping Weights	VOC
Aggregate 400	50 lb. bag	50.0 lbs./bag	N/A

For a complete list of details in CAD or PDF, please visit our website at [www.avmindustries.com](http://www.avmindustries.com).

AVM Industries, Inc.  
8245 Remmet Ave, Canoga Park, CA 91304  
888.414.1041 818.888.0050

Quality Waterproofing Products

[www.avmindustries.com](http://www.avmindustries.com)







## AVM Epoxy Primer 400

### Heavy Duty, Hi Adhesion, Water-Based Epoxy Primer

Sections 071800 / 071813  
Fluid Applied Waterproofing

#### Product Name

AVM Epoxy Primer 400

#### Manufactured by

AVM Industries, Inc.  
8245 Remmet Ave, Canoga Park, CA 91304  
888.414.1041 818.888.0050  
www.avmindustries.com

#### Product Description

AVM Epoxy Primer 400 is a Hi-Performance Hi-Adhesion Zero VOC Water-Based Epoxy Primer.

#### Advantages

- Long lasting Adhesion
- Bonds to many different substrates and surfaces
- Easy to Clean
- Can have foot traffic after 20-30 minutes @70°F.
- Interior or Exterior

AVM Primer 400 is environmentally friendly, non toxic, non flammable and has no odor when dry. Furthermore, it helps reduce efflorescence and moisture vapor from leaching through.

#### Where to Use

Epoxy primer 400 is a multi-purpose water-based Epoxy Primer. AVM Epoxy Primer 400 will bond to most substrates including concrete, wood, metal, cement boards, drywall, old sealers, old tiles, stone etc. Using AVM Epoxy Primer 400 will allow you to apply many coatings to many different substrates when bonding is a challenge or when the ultimate adhesion is required.

#### Warranty

If sold as part of an AVM system, refer to that system's warranty for details. If sold as a stand-alone primer, AVM's standard 1 year warranty applies. For complete warranty information, go to [www.avmindustries.com](http://www.avmindustries.com).

#### Delivery, Storage, and Handling

- Delivery of the AVM Primer 400 components must be in their original sealed containers, with manufacturer's name and label intact.
- Handle and store containers in accordance with printed instructions.
- Store at temperatures between 50°F and 90°F. Do not store materials in direct sunlight or where they may be damaged by water or rain.
- Keep all materials out of the reach of children.



- If irritation occurs during use, liberally flush affected areas with water. If irritation continues, see a physician immediately.
- Shelf life is one year from manufacturing date in sealed, unopened containers.

#### Project Conditions

- Do not apply materials at temperatures below 50°F, or if precipitation is imminent, or above 90°F if applying in direct sun light.
- Provide adequate ventilation during installation.
- Warn personnel against hazards of materials to skin and eyes.
- Protect adjacent surfaces which could be damaged during the application.

#### System Application

Install the Top Coat Sealer 4100 in accordance with its Installation Instructions.

#### Preparation

**Preparation:** The substrate surfaces must be structurally sound, clean, dry, and free of efflorescence, dust, dirt, silicone, oil and other contaminants that would prevent the proper penetration and/or bonding of the AVM Primer 400 to the substrate. Joints or cracks should be sealed or filled prior to the application of the AVM Primer 400. AVM Primer 400 may be applied directly over other coatings as long as they are in good condition and properly attached to their substrates. For improved bonding and long lasting adhesion, it is recommended to remove all existing coatings, paints, etc, prior to the application. Depending on existing conditions, additional preparation such as sandblasting or water-blasting might be required, especially when bonding to older cementitious surfaces (Concrete, blocks, slabs, bricks, etc). If you intend to apply the AVM Primer 400 over an existing coating or sealer, make sure it's clean (Pressure washing is highly recommended) and then do a test in a small area to ensure proper bonding. Metal flashings and other sheet metal based surfaces need to be thoroughly cleaned and have all oils, grease etc removed. Lightly sanding these surfaces is highly recommended since it will significantly increase bonding.

**Mixing:** Mix part A separately for 60 seconds using a drill and clean paddle. Mix part B separately for 60 seconds using a drill and clean paddle. Then combine Part A and Part B into a single container and thoroughly mix for 2 additional minutes using a drill and clean paddle. (Product is supplied in kits, so no pre-measuring is required. Make sure to use the entire contents of both Part A and Part B!) AVM Primer 400 is now ready to be applied. (Do not use the primer if it has thickened considerably or if more than 6-8 hours have passed since Part-A and Part-B were mixed together)

#### Installation

The AVM Primer 400 can be applied using a sprayer, a brush or roller. When applying with a roller, use a small or medium nap roller cover. Do not over apply material. (Apply a thin coat). If necessary, after the first coat has cured, apply a second coat. Highly porous or difficult to paint substrates, such as split face or Routed blocks, raked joints, etc, may need a second coat to ensure complete and proper coverage and protection. A second application can be made any time after the first coat has sufficiently cured. (Typically 30-60 minutes in 70°F and 50% relative humidity)

#### Quality Control

- Visually inspect all coated surfaces to ensure a full and proper coating application, especially at corners, drainage scuppers and other hard-to-reach areas.
- All unsatisfactory areas shall be re-coated before proceeding with other coatings.

#### Protection of Installed Work

For best results the completed sections shall be protected from all pedestrian traffic until the surface is sufficiently cured. (The amount of drying time may vary depending on temperature and humidity conditions) Typically, light foot traffic may resume after 30-60 minutes.

#### Applying Coatings over the primer

All coatings must be applied over the primer within 8 hours of primer application. If more than 8 hours have gone by since the primer was applied, RE-PRIME!

## Clean Up

Tools may be cleaned with water before resins are dry.

## Availability and Cost

Contact AVM Industries or your approved applicator for pricing and availability.

## Technical Services

Technical services are available by contacting our offices at: **888.414.1041** or **818.888.0050** or visit **www.avmindustries.com**

**Coverages:** Over concrete or metal approx 300 Sq.Ft. per gallon. Over plywood approx 250 Sq.Ft. per gallon. Coverages may vary based on project conditions, method of application and other factors.

**Caution:** Wear eye protection. Avoid eye contact or prolonged contact with skin. Wash thoroughly after handling. If eye irritation occurs, liberally flush for 15 minutes & consult a physician immediately.

**Shelf Life:** One year from date of manufacture in original, sealed, unopened containers.

## KEEP OUT OF REACH OF CHILDREN DO NOT TAKE INTERNALLY

**Warning: Non Flammable.** Avoid breathing vapors or spray mist. Avoid prolonged contact with skin. Will cause injury if ingested. Wash hands thoroughly with warm water and soap after use, especially prior to eating or smoking. Use with adequate ventilation. If any symptoms occur due to the usage or handling of this product, consult a physician immediately.

## System Specifications:

The following coverages are based on controlled tests. Actual coverages may vary.

Material	Over Concrete or Metal Surfaces	Over wood, sealed or textured surfaces	Over Porous Surfaces (CMU)
AVM Epoxy Primer 400	300 sq. ft./gal.	250 sq. ft./gal	150 sq.ft./gal

Item / Component	Packaging	Approx Shipping Weights	VOC
<b>1.25 Gal Kit</b>			
AVM Primer 400 Part A	1.00 gal.	approx 10.0 lbs.	0 Grams/Liter
AVM Primer 400 Part B	0.25 gal.	approx 2.4 lbs.	0 Grams/Liter
<b>5 Gal Kit</b>			
AVM Primer 400 Part A	4.00 gal.	approx 38.0 lbs.	0 Grams/Liter
AVM Primer 400 Part B	1.00 gal.	approx 9.0 lbs.	0 Grams/Liter

For a complete list of details in BIM (revit), CAD or PDF, please visit our website at [www.avmindustries.com](http://www.avmindustries.com).

**AVM Industries, Inc.**  
**8245 Remmet Ave, Canoga Park, CA 91304**  
**888.414.1041 818.888.0050**

**Quality Waterproofing Products**

**www.avmindustries.com**



# Safety Data Sheet

AVM Industries Inc.

Version 1.1      Revision Date 8-5-15

## 1. PRODUCT AND COMPANY IDENTIFICATION

Product Name: Base 100 Resin    Product Code: 0100 Base

### AVM Industries, Inc.

8245 Remmet Ave, Canoga Park CA 91304-4133

Tel: (818) 888-0050

www.avmindustries.com

### Emergency Contact:

**AVM Industries, Inc.**

**Tel: (818) 888-0050**

## 2. HAZARDS IDENTIFICATION

### GHS Ratings:

Skin sensitizer

1

Skin sensitizer

### GHS Hazards

H317

May cause an allergic skin reaction

### GHS Precautions

P261

Avoid breathing dust, mist, or vapours

P272

Contaminated work clothing should not be allowed out of the workplace

P280

Wear protective gloves, protective clothing, eye protection, and face protection

P321

Specific treatment (see first aid instructions on SDS and on this label)

P363

Wash contaminated clothing before reuse

P302+P352

IF ON SKIN: Wash with soap and water

P333+P313

If skin irritation or a rash occurs: Get medical advice/attention

P501

Dispose contents/containers in accordance with local, state and federal regulations.

Signal Word: Warning



## 3. COMPOSITION/FORMATION ON INGREDIENTS

Chemical Name	CAS number	Weight Concentration %
1,2-Propylene glycol	57-55-6	0.10%

## 4. FIRST AID MEASURES

IF INHALED: Remove to fresh air and keep at rest in a position comfortable for breathing. Get medical attention if breathing is affected. If breathing is difficult, supply oxygen.

IF IN EYES: Immediately flush with plenty of water for at least 15 minutes. Remove contact lenses if present and easy to do so. If pain, blinking, or irritation develops or persists, get medical attention. Continue rinsing.

IF ON SKIN (or clothing): Remove affected clothing and wash all exposed skin with water for at least 15 minutes. If irritation develops or persists, get medical attention.

IF SWALLOWED: Rinse mouth thoroughly. Do not induce vomiting without advice from poison control center or medical professional. Get medical attention if you feel unwell.

First-aid measures general: If exposed or concerned, get medical attention/advice. Show this safety data sheet to the doctor in attendance. Wash contaminated clothing before re-use. Never give anything to an unconscious person.

## 5. FIREFIGHTING MEASURES

Flash Point: 122 C (252 F)

LEL:

UEL:

Suitable extinguishing media: Carbon dioxide, Alcohol foam, or dry chemical

Heat builds up pressure in closed containers and can rupture or explode.

Carbon Dioxide, Carbon Monoxide, partially burned Carbon, and acrid fumes.

Use water spray or fog for cooling exposed containers. Exercise caution when fighting any chemical fire. Do not dispose of fire-fighting water in the environment.

Do not enter fire area without proper protective equipment, including respiratory protection

## 6. ACCIDENTAL RELEASE MEASURES

Stop leak at source when it is safe to do so. Use non-sparking tools only. Contain any spills with dikes or absorbents to prevent migration and entry into sewers or streams. Prevent entry to sewers and public waters. Avoid release to the environment. Notify authorities if liquid enters sewers or public waters. This material and its container must be disposed of in a safe way, and as per local legislation.

Absorb the liquid with inert material (such as dry sand or earth) and place it in a chemical waste container. Sweep or shovel spills into appropriate container for disposal.

Persons not wearing protective equipment should be evacuated from area of spill until cleanup has been completed.

Dike and pump the liquid into waste containers.

## 7. HANDLING AND STORAGE

Do not handle until all safety precautions have been read and understood. Keep away from heat, sparks, and open flames. Avoid breathing vapor and mist. Vapors of this material are heavier than air and will collect in low or confined areas. Wash hands and other exposed areas with mild soap and water before eating, drinking or smoking and when leaving work.

Store in a cool, well-ventilated place. Store at temperatures between 50°F-90°F unless otherwise stated. Product must remain in its original sealed containers with manufacturer's name and label in tact. Do not store materials in direct sunlight or where they may be damaged by water or rain. Dry goods (When applicable) must be kept dry.

No Additional Data

## 8. EXPOSURE CONTROLS/PERSONAL PROTECTION

Chemical Name / CAS No.	OSHA Exposure Limits	ACGIH Exposure Limits	Other Exposure Limits
1,2-Propylene glycol 57-55-6	OELs not established	OELs not established	Not Established

Use explosion-proof equipment with flammable materials.

Provide adequate general and local exhaust ventilation. Use process enclosures, local exhaust ventilation, or other engineering controls to control airborne levels below recommended exposure limits. Ensure adequate ventilation, especially in confined areas.

Hand protection: Use gloves chemically resistant to this material when prolonged or repeated contact could occur. Gloves should be classified under Standard EN 374 or ASTM F1296. Suggested glove materials are: Neoprene, Nitrile/butadiene rubber, Polyethylene, Ethyl vinyl alcohol laminate, PVC or vinyl. Suitable gloves for this specific application can be recommended by the glove supplier.

Eye protection: Wear eye protection, including chemical splash goggles and a face shield when possibility exists for eye contact due to spraying liquid or airborne particles.

Skin and body protection: Wear long sleeves, and chemically impervious PPE/coveralls to minimize bodily exposure.

Respiratory protection: Use NIOSH-approved dust/particulate respirator. Where vapor, mist, or dust exceed PELs or other applicable OELs, use NIOSH-approved respiratory protective equipment.

Changed contaminated clothing immediately. Wash contaminated clothing before reuse.

## 9. PHYSICAL AND CHEMICAL PROPERTIES

<b>Appearance:</b> Liquid	<b>Odor:</b> Slight
<b>Vapor Pressure:</b> 7.2 Pa 20°	<b>Odor threshold:</b> Not Available
<b>Vapor Density:</b> 7.0	<b>pH:</b> Not Available
<b>Density:</b> 1.07	<b>Melting point:</b> Not Available
<b>Freezing point:</b> Not Available	<b>Solubility:</b> Not Available
<b>Boiling range:</b> 100°C	<b>Flash point:</b> 252 F, 122 C
<b>Evaporation rate:</b> Not Available	<b>Flammability:</b> Not Available
<b>Explosive Limits:</b> Not Available	<b>Partition coefficient (n-octanol/water):</b> Not Available
<b>Autoignition temperature:</b> Not Available	<b>Decomposition temperature:</b> Not Available
<b>Viscosity:</b> Not Available	<b>Grams VOC/liter less water:</b> 3.86

## 10. STABILITY AND REACTIVITY

STABLE

Incompatible materials

No Data Available / Not Applicable

Hazardous decomposition products

No Data Available / Not Applicable

Hazardous polymerization will not occur.

## 11. TOXICOLOGICAL INFORMATION

Mixture Toxicity

Component Toxicity

Toxicological Routes of Entry

**No Data Available / Not Applicable**

Specific Target Organs Toxicology

**No Data Available / Not Applicable**

Effects of Overexposure

Carcinogenicity

CAS Number  
None

Description

% Weight

Carcinogen Rating  
No Data Available / Not Applicable

## 12. ECOLOGICAL INFORMATION

No data available

### Component Ecotoxicity

1,2-Propylene glycol

96 Hr EC50 Pseudokirchneriella subcapitata: 19000 mg/L  
96 Hr LC50 Oncorhynchus mykiss: 51600 mg/L [static]; 96 Hr LC50  
Oncorhynchus mykiss: 41 - 47 mL/L [static]; 96 Hr LC50 Pimephales promelas:  
51400 mg/L [static]; 96 Hr LC50 Pimephales promelas: 710 mg/L  
48 Hr EC50 Daphnia magna: >1000 mg/L [Static]

## 13. DISPOSAL CONSIDERATIONS

Waste treatment methods: Obtain the consent of pollution control authorities before discharging to wastewater treatment plants.

Waste disposal recommendations: Dispose in a safe manner in accordance with local/national regulations . Do not allow the product to be released into the environment.

## 14. TRANSPORT INFORMATION

<u>Agency</u>	<u>Proper Shipping Name</u>	<u>UN Number</u>	<u>Packing Group</u>	<u>Hazard Class</u>
DOT	Not regulated for transport			
IATA	Not regulated for transport			
IMDG	Not regulated for transport			

## 15. REGULATORY INFORMATION

U.S. Federal Regulations

### State of California Safe Drinking Water and Toxic Enforcement Act of 1986 (Proposition 65):

WARNING! This product contains the following chemicals which are listed by the State of California as carcinogenic or a reproductive toxin:

140-88-5 Ethyl acrylate Carcinogens

The following chemicals are reportable under Sara 313

- None

<u>Country</u>	<u>Regulation</u>	<u>All Components Listed</u>
USA	Toxic Substances Control Act (listed or exempt)	Yes

## 16. OTHER INFORMATION



*This information is provided in good faith and is correct to the best of AVM Industries' knowledge as of the date hereof and is designed to assist our customers; however, AVM makes no representation as to its completeness or accuracy. This product is intended for sale to mainly professional contractor. We require customers to satisfy themselves as to the suitability for their specific applications. Any use which AVM Industries customers or third parties make of this information, or any reliance on, or decisions made based upon it, are the responsibility of such customer or third party. AVM Industries disclaims responsibility for damages, or liability of any kind resulting from the use of this information. THERE ARE NO WARRANTIES OR REPRESENTATIONS, EXPRESS OR IMPLIED, INCLUDING THOSE OF MERCHANTABILITY OR FITNESS FOR A PARTICULAR PURPOSE WITH RESPECT TO THIS INFORMATION OR TO THE PRODUCT IT DESCRIBES. IN NO EVENT SHALL AVM INDUSTRIES BE LIABLE FOR SPECIAL, INCIDENTAL, OR CONSEQUENTIAL DAMAGES.*

Reviewer Revision

Date Prepared: 9/22/2015

### SECTION 1: Identification of the substance/mixture and of the company/undertaking

#### 1.1. Product identifier

Product name : AVM Mat 100

Product form : Mixtures

#### 1.2. Relevant identified uses of the substance or mixture and uses advised against

Use of the substance/mixture : Borosilicate Glass fiber in an amorphous vitreous state, with an organic polymer size

#### 1.3. Details of the supplier of the safety data sheet

AVM Industries, Inc.  
8245 Remmet Ave  
Canoga Park, CA 91304  
Tel: 818-888-0050  
Fax: 818-888-0030  
www.avmindustries.com

#### 1.4. Emergency telephone number

No additional information available

### SECTION 2: Hazards identification

#### 2.1. Classification of the substance or mixture

##### GHS-US classification

Carc. 1B H350

#### 2.2. Label elements

##### GHS-US labelling

Hazard pictograms (GHS-US)



Signal word (GHS-US)

: **Danger**

Hazard statements (GHS-US)

: H350 - May cause cancer

Precautionary statements (GHS-US)

: P201 - Obtain special instructions before use  
P202 - Do not handle until all safety precautions have been read and understood  
P280 - Wear eye protection, protective gloves, protective clothing  
P308+P313 - If exposed or concerned: Get medical advice/attention  
P405 - Store locked up  
P501 - Dispose of contents/container to hazardous or special waste collection point, in accordance with local, regional, national and/or international regulation

#### 2.3. Other hazards

No additional information available

#### 2.4. Unknown acute toxicity (GHS US)

No data available

### SECTION 3: Composition/information on ingredients

#### 3.1. Substances

Not applicable

#### 3.2. Mixtures

Name	Product identifier	%
Fiberglass Mat	Not available	≤ 100*

\*In accordance with paragraph (i) of the OSHA Hazard Communication Standard (29 CFR §1910.1200), the specific chemical identity or exact weight % has been withheld as a trade secret

### SECTION 4: First aid measures

#### 4.1. Description of first aid measures

First-aid measures general

: If exposed or concerned, get medical attention/advice. Show this safety data sheet to the doctor in attendance. Wash contaminated clothing before re-use. Never give anything to an unconscious person.

First-aid measures after inhalation

: IF INHALED: Remove to fresh air and keep at rest in a position comfortable for breathing. Get medical attention if breathing is affected. If breathing is difficult, supply oxygen.

# AVM Mat 100

## Safety Data Sheet

Prepared according to Federal Register / Vol. 77, No. 58 / Monday, March 26, 2012 / Rules and Regulations

First-aid measures after skin contact	: IF ON SKIN (or clothing): Remove affected clothing and wash all exposed skin with water for at least 15 minutes. If irritation develops or persists, get medical attention.
First-aid measures after eye contact	: IF IN EYES: Immediately flush with plenty of water for at least 15 minutes. Remove contact lenses if present and easy to do so. Continue rinsing if pain, blinking, or irritation develops or persists, get medical attention. Continue rinsing.
First-aid measures after ingestion	: IF SWALLOWED: rinse mouth thoroughly. Do not induce vomiting without advice from poison control center. Get medical attention if you feel unwell.

### 4.2. Most important symptoms and effects, both acute and delayed

Symptoms/effects	: May cause cancer.
Symptoms/effects after inhalation	: May cause respiratory irritation.
Symptoms/effects after skin contact	: May cause skin irritation.
Symptoms/effects after eye contact	: Direct contact with eyes is likely to be irritating.
Symptoms/effects after ingestion	: May cause gastrointestinal irritation.
Chronic symptoms	: May cause cancer.

### 4.3. Indication of any immediate medical attention and special treatment needed

No additional information available.

## SECTION 5: Firefighting measures

### 5.1. Extinguishing media

Suitable extinguishing media	: Water spray.
------------------------------	----------------

### 5.2. Special hazards arising from the substance or mixture

Fire hazard	: Not flammable.
Reactivity	: No dangerous reactions known under normal conditions of use.

### 5.3. Advice for firefighters

Precautionary measures fire	: Keep away from heat, hot surfaces, sparks, open flames and other ignition sources. No smoking.
Protection during firefighting	: Do not enter fire area without proper protective equipment, including respiratory protection.

## SECTION 6: Accidental release measures

### 6.1. Personal precautions, protective equipment and emergency procedures

General measures	: Evacuate area. Ventilate area. Keep upwind. Spill should be handled by trained clean-up crews properly equipped with respiratory equipment and full chemical protective gear (see Section 8).
------------------	-------------------------------------------------------------------------------------------------------------------------------------------------------------------------------------------------

#### 6.1.1. For non-emergency personnel

Protective equipment	: Wear Protective equipment as described in Section 8.
Emergency procedures	: Evacuate unnecessary personnel.

#### 6.1.2. For emergency responders

Protective equipment	: Wear suitable protective clothing, gloves and eye or face protection. Approved supplied-air respirator, in case of emergency.
----------------------	---------------------------------------------------------------------------------------------------------------------------------

### 6.2. Environmental precautions

Prevent entry to sewers and public waters. Notify authorities if liquid enters sewers or public waters. Avoid release to the environment.

### 6.3. Methods and material for containment and cleaning up

For containment	: Contain and collect as any solid. Avoid dust formation.
Methods for cleaning up	: Dampen with water and sweep up. Dispose of material in compliance with local, state, and federal regulations.

### 6.4. Reference to other sections

See Sections 8 and 13.

## SECTION 7: Handling and storage

### 7.1. Precautions for safe handling

Precautions for safe handling	: Handle in accordance with good industrial hygiene and safety procedures. Use only in well-ventilated areas. Avoid dust formation. Do not breathe dust. Wash hands and other exposed areas with mild soap and water before eating, drinking or smoking and when leaving work.
-------------------------------	--------------------------------------------------------------------------------------------------------------------------------------------------------------------------------------------------------------------------------------------------------------------------------

### 7.2. Conditions for safe storage, including any incompatibilities

Storage conditions	: Store in dry, well-ventilated area.
--------------------	---------------------------------------

# AVM Mat 100

## Safety Data Sheet

Prepared according to Federal Register / Vol. 77, No. 58 / Monday, March 26, 2012 / Rules and Regulations

### SECTION 8: Exposure controls/personal protection

#### 8.1. Control parameters

##### Fiberglass Mat

NIOSH TWA

3 fibers/cm<sup>3</sup> (fibers with diameter ≤ 3.5 µm & length ≥ 10 µm);  
5 mg/m<sup>3</sup> (total fibrous glass)

#### 8.2. Exposure controls

Appropriate engineering controls

: Provide adequate general and local exhaust ventilation. Use process enclosures, local exhaust ventilation, or other engineering controls to control airborne levels below recommended exposure limits. Use explosion-proof equipment with flammable materials. Ensure adequate ventilation, especially in confined areas.

Personal protective equipment

: Gloves. Protective goggles. Insufficient ventilation: wear respiratory protection.



Hand protection

: Use gloves chemically resistant to this material when prolonged or repeated contact could occur. Gloves should be classified under Standard EN 374 or ASTM F1296. Suggested glove materials are: Neoprene, Nitrile/butadiene rubber, Polyethylene, Ethyl vinyl alcohol laminate, PVC or vinyl. Suitable gloves for this specific application can be recommended by the glove supplier.

Eye protection

: Wear eye protection, including chemical splash goggles and a face shield when possibility exists for eye contact due to spraying liquid or airborne particles.

Skin and body protection

: Wear long sleeves, and chemically impervious PPE/coveralls to minimize bodily exposure.

Respiratory protection

: Use NIOSH (or other equivalent national standard) -approved dust/particulate respirator. Where vapor, mist, or dust exceed PELs or other applicable OELs, use NIOSH-approved respiratory protective equipment.

### SECTION 9: Physical and chemical properties

#### 9.1. Information on basic physical and chemical properties

Physical state	: Solid
Color	: Various.
Odor	: No data available
Odor Threshold	: No data available
pH	: No data available
Relative evaporation rate (butylacetate=1)	: No data available
Melting point	: 265 °C (509 °F)
Freezing point	: No data available
Boiling point	: No data available
Flash point	: No data available
Auto-ignition temperature	: No data available
Decomposition temperature	: No data available
Flammability (solid, gas)	: No data available
Vapour pressure	: No data available
Relative vapour density at 20 °C	: No data available
Relative density	: 1.34 - 1.39
Solubility	: No data available
Log Pow	: No data available
Log Kow	: No data available
Viscosity, kinematic	: No data available
Viscosity, dynamic	: No data available
Explosive properties	: No data available
Oxidising properties	: No data available
Explosive limits	: No data available

#### 9.2. Other information

No additional information available

### SECTION 10: Stability and reactivity

#### 10.1. Reactivity

No dangerous reactions known under normal conditions of use.

# AVM Mat 100

## Safety Data Sheet

Prepared according to Federal Register / Vol. 77, No. 58 / Monday, March 26, 2012 / Rules and Regulations

### 10.2. Chemical stability

Stable under recommended handling and storage conditions (see section 7).

### 10.3. Possibility of hazardous reactions

None known.

### 10.4. Conditions to avoid

None known.

### 10.5. Incompatible materials

None known.

### 10.6. Hazardous decomposition products

Sizing or binders may decompose in a fire. Carbon oxides (CO, CO<sub>2</sub>). Water.

## SECTION 11: Toxicological information

### 11.1. Information on toxicological effects

Acute toxicity	: Not classified
Skin corrosion/irritation	: Not classified
Serious eye damage/irritation	: Not classified
Respiratory or skin sensitisation	: Not classified
Germ cell mutagenicity	: Not classified
Carcinogenicity	: May cause cancer.
Reproductive toxicity	: Not classified
Specific target organ toxicity (single exposure)	: Not classified
Specific target organ toxicity (repeated exposure)	: Not classified
Aspiration hazard	: Not classified
Symptoms/effects after inhalation	: May cause respiratory irritation.
Symptoms/effects after skin contact	: May cause skin irritation.
Symptoms/effects after eye contact	: Direct contact with eyes is likely to be irritating.
Symptoms/effects after ingestion	: May cause gastrointestinal irritation.
Chronic symptoms	: May cause cancer.

## SECTION 12: Ecological information

### 12.1. Toxicity

Ecology - general : Being an amorphous product, no environmental risk.

### 12.2. Persistence and degradability

No additional information available

### 12.3. Bioaccumulative potential

No additional information available

### 12.4. Mobility in soil

No additional information available

### 12.5. Other adverse effects

No additional information available

## SECTION 13: Disposal considerations

### 13.1. Waste treatment methods

Waste treatment methods	: Mechanical decomposition (non soluble material).
Waste disposal recommendations	: Dispose in a safe manner in accordance with local/national regulations.

## SECTION 14: Transport information

In accordance with DOT

Not hazardous for transport

### Additional information

Other information : No supplementary information available.

### Transport by sea

No additional information available

### Air transport

No additional information available

# AVM Mat 100

## Safety Data Sheet

Prepared according to Federal Register / Vol. 77, No. 58 / Monday, March 26, 2012 / Rules and Regulations

### SECTION 15: Regulatory information

#### 15.1. US Federal regulations

##### AVM Mat 100

All chemical substances in this product are listed in the EPA (Environment Protection Agency) TSCA (Toxic Substances Control Act) Inventory or are exempt

SARA Section 311/312 Hazard Classes

Delayed (chronic) health hazard

#### 15.2. International regulations

No additional information available.

#### 15.3. US State regulations

This product does not contain any substances known to the state of California to cause cancer and/or reproductive harm

### SECTION 16: Other information

Indication of changes : Revision 1.0: New SDS Created.

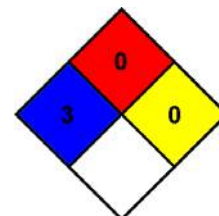
Revision date : 05/02/2017

Other information : Author: BCS.

NFPA health hazard : 3 - Materials that, under emergency conditions, can cause serious or permanent injury.

NFPA fire hazard : 0 - Materials that will not burn under typical fire conditions, including intrinsically noncombustible materials such as concrete, stone, and sand.

NFPA reactivity : 0 - Material that in themselves are normally stable, even under fire conditions.



#### Hazard Rating

Health : 3\*

Flammability : 0

Physical : 0

Personal protection :

This information is based on our current knowledge and is intended to describe the product for the purposes of health, safety and environmental requirements only. It should not therefore be construed as guaranteeing any specific property of the product



# Safety Data Sheet

AVM Industries Inc.

Version 1.1      Revision Date 8-5-15

## 1. PRODUCT AND COMPANY IDENTIFICATION

Product Name: Primer 100    Product Code: 100 Primer

**AVM Industries, Inc.**

8245 Remmet Ave, Canoga Park CA 91304-4133

Tel: (818) 888-0050

www.avmindustries.com

**Emergency Contact:**

**AVM Industries, Inc.**

**Tel: (818) 888-0050**

## 2. HAZARDS IDENTIFICATION

**GHS Ratings:**

**GHS Hazards**

**GHS Precautions**

**Signal Word:**

There are no GHS ratings that apply to this product at this time.

## 3. COMPOSITION/IFORMATION ON INGREDIENTS

Chemical Name	CAS number	Weight Concentration %

## 4. FIRST AID MEASURES

IF INHALED: Remove to fresh air and keep at rest in a comfortable position for breathing.

IF IN EYES: Immediately flush with plenty of water for at least 15 minutes. Remove contact lenses if present and easy to do so. Continue rinsing.

IF ON SKIN (or clothing): Remove affected clothing and wash all exposed skin with water for at least 15 minutes .

IF SWALLOWED: rinse mouth thoroughly. Do not induce vomiting without advice from poison control center or medical professional. Get medical attention if you feel unwell.

First-aid measures general: If exposed or concerned, get medical attention/advice. Show this safety data sheet to the doctor in attendance. Wash contaminated clothing before re-use. Never give anything to an unconscious person.

## 5. FIREFIGHTING MEASURES

Flash Point: 122 C (252 F)

LEL:

UEL:

Suitable extinguishing media: Carbon dioxide, Alcohol foam, or dry chemical

Heat builds up pressure in closed containers and can rupture or explode.

Carbon Dioxide, Carbon Monoxide, partially burned Carbon, and acrid fumes.

Use water spray or fog for cooling exposed containers. Exercise caution when fighting any chemical fire. Do not dispose of fire-fighting water in the environment.

Do not enter fire area without proper protective equipment, including respiratory protection

## 6. ACCIDENTAL RELEASE MEASURES

Stop leak at source when it is safe to do so. Use non-sparking tools only. Contain any spills with dikes or absorbents to prevent migration and entry into sewers or streams. Prevent entry to sewers and public waters. Avoid release to the environment. Notify authorities if liquid enters sewers or public waters. This material and its container must be disposed of in a safe way, and as per local legislation.

Absorb the liquid with inert material (such as dry sand or earth) and place it in a chemical waste container. Sweep or shovel spills into appropriate container for disposal.

Persons not wearing protective equipment should be evacuated from area of spill until cleanup has been completed.

Dike and pump the liquid into waste containers.

## 7. HANDLING AND STORAGE

Do not handle until all safety precautions have been read and understood. Keep away from heat, sparks, and open flames. Avoid breathing vapor and mist. Vapors of this material are heavier than air and will collect in low or confined areas. Wash hands and other exposed areas with mild soap and water before eating, drinking or smoking and when leaving work.

Store in a cool, well-ventilated place. Store at temperatures between 50°F-90°F unless otherwise stated. Product must remain in its original sealed containers with manufacturer's name and label in tact. Do not store materials in direct sunlight or where they may be damaged by water or rain. Dry goods (When applicable) must be kept dry.

No Additional Data

## 8. EXPOSURE CONTROLS/PERSONAL PROTECTION

Chemical Name / CAS No.	OSHA Exposure Limits	ACGIH Exposure Limits	Other Exposure Limits
	Not Established	Not Established	Not Established

Use explosion-proof equipment with flammable materials.

Provide adequate general and local exhaust ventilation. Use process enclosures, local exhaust ventilation, or other engineering controls to control airborne levels below recommended exposure limits. Ensure adequate ventilation, especially in confined areas.

Hand protection: Use gloves chemically resistant to this material when prolonged or repeated contact could occur. Gloves should be classified under Standard EN 374 or ASTM F1296. Suggested glove materials are: Neoprene, Nitrile/butadiene rubber, Polyethylene, Ethyl vinyl alcohol laminate, PVC or vinyl. Suitable gloves for this specific application can be recommended by the glove supplier.

Eye protection: Wear eye protection, including chemical splash goggles and a face shield when possibility exists for eye contact due to spraying liquid or airborne particles.

Skin and body protection: Wear long sleeves, and chemically impervious PPE/coveralls to minimize bodily exposure.

Respiratory protection: Use NIOSH-approved dust/particulate respirator. Where vapor, mist, or dust exceed PELs or other applicable OELs, use NIOSH-approved respiratory protective equipment.

Change contaminated clothing immediately. Wash contaminated clothing before reuse.

## 9. PHYSICAL AND CHEMICAL PROPERTIES

<b>Appearance:</b> Liquid <b>Vapor Pressure:</b> 5.2 Pa 20° <b>Vapor Density:</b> 7.3 <b>Density:</b> 1.04 <b>Freezing point:</b> Not Available <b>Boiling range:</b> 100°C <b>Evaporation rate:</b> Not Available <b>Explosive Limits:</b> Not Available  <b>Autoignition temperature:</b> Not Available <b>Viscosity:</b> Not Available	<b>Odor:</b> Slight <b>Odor threshold:</b> Not Available <b>pH:</b> Not Available <b>Melting point:</b> Not Available <b>Solubility:</b> Not Available <b>Flash point:</b> 252 F, 122 C <b>Flammability:</b> Not Available <b>Partition coefficient (n-octanol/water):</b> Not Available <b>Decomposition temperature:</b> Not Available <b>Grams VOC/liter less water</b> 0.03
-------------------------------------------------------------------------------------------------------------------------------------------------------------------------------------------------------------------------------------------------------------------------------------------------------------------------------------------------------------------------	------------------------------------------------------------------------------------------------------------------------------------------------------------------------------------------------------------------------------------------------------------------------------------------------------------------------------------------------------------------------------------------------------------

## 10. STABILITY AND REACTIVITY

STABLE

Incompatible materials

**No Data Available / Not Applicable**

Hazardous decomposition products

**No Data Available / Not Applicable**

Hazardous polymerization will not occur.

## 11. TOXICOLOGICAL INFORMATION

**Mixture Toxicity**

Toxicological Routes of Entry

**No Data Available / Not Applicable**

Specific Target Organs Toxicology

**No Data Available / Not Applicable**

**Effects of Overexposure**

Carcinogenicity

## 12. ECOLOGICAL INFORMATION

No data available

## 13. DISPOSAL CONSIDERATIONS

Waste treatment methods: Obtain the consent of pollution control authorities before discharging to wastewater treatment plants.

Waste disposal recommendations: Dispose in a safe manner in accordance with local/national regulations. Do not allow the product to be released into the environment.

## 14. TRANSPORT INFORMATION

<u>Agency</u>	<u>Proper Shipping Name</u>	<u>UN Number</u>	<u>Packing Group</u>	<u>Hazard Class</u>
DOT	Not regulated for transport			
IATA	Not regulated for transport			
IMDG	Not regulated for transport			

## 15. REGULATORY INFORMATION

U.S. Federal Regulations

### State of California Safe Drinking Water and Toxic Enforcement Act of 1986 (Proposition 65):

WARNING! This product contains the following chemicals which are listed by the State of California as carcinogenic or a reproductive toxin:

140-88-5 Ethyl acrylate Carcinogens

The following chemicals are reportable under Sara 313

- None

<u>Country</u>	<u>Regulation</u>	<u>All Components Listed</u>
USA	Toxic Substances Control Act (listed or exempt)	Yes

## 16. OTHER INFORMATION

*This information is provided in good faith and is correct to the best of AVM Industries' knowledge as of the date hereof and is designed to assist our customers; however, AVM makes no representation as to its completeness or accuracy. This product is intended for sale to mainly professional contractor. We require customers to satisfy themselves as to the suitability for their specific applications. Any use which AVM Industries customers or third parties make of this information, or any reliance on, or decisions made based upon it, are the responsibility of such customer or third party. AVM Industries disclaims responsibility for damages, or liability of any kind resulting from the use of this information. THERE ARE NO WARRANTIES OR REPRESENTATIONS, EXPRESS OR IMPLIED, INCLUDING THOSE OF MERCHANTABILITY OR FITNESS FOR A PARTICULAR PURPOSE WITH RESPECT TO THIS INFORMATION OR TO THE PRODUCT IT DESCRIBES. IN NO EVENT SHALL AVM INDUSTRIES BE LIABLE FOR SPECIAL, INCIDENTAL, OR CONSEQUENTIAL DAMAGES.*

Reviewer Revision

Date Prepared: 9/22/2015

# Safety Data Sheet

AVM Industries Inc.

Version 1.1      Revision Date 8-5-15

## 1. PRODUCT AND COMPANY IDENTIFICATION

Product Name: AVM 200    Product Code: Aggregate 200

### **AVM Industries, Inc.**

8245 Remmet Ave, Canoga Park CA 91304-4133

Tel: (818) 888-0050

www.avmindustries.com

### **Emergency Contact:**

**AVM Industries, Inc.**

**Tel: (818) 888-0050**

## 2. HAZARDS IDENTIFICATION

### **GHS Ratings:**

Skin corrosive	2	Reversible adverse effects in dermal tissue, Draize score: $\geq 2.3 < 4.0$ or persistent inflammation
Eye corrosive	1	Serious eye damage: Irreversible damage 21 days after exposure, Draize score: Corneal opacity $\geq 3$ , Iritis $> 1.5$
Carcinogen	1A	Known Human Carcinogen Based on human evidence
Organ toxin single exposure	3	Transient target organ effects- Narcotic effects- Respiratory tract irritation
Organ toxin repeated exposure	1	Significant toxicity in humans- Reliable, good quality human case studies or epidemiological studies Presumed significant toxicity in humans- Animal studies with significant and/or severe toxic effects relevant to humans at generally low exposure (guidanc

### **GHS Hazards**

H315	Causes skin irritation
H318	Causes serious eye damage
H335	May cause respiratory irritation
H350	May cause cancer
H372	Causes damage to organs through prolonged or repeated exposure

### **GHS Precautions**

P201	Obtain special instructions before use
P202	Do not handle until all safety precautions have been read and understood
P260	Do not breathe dust, mist or vapours
P261	Avoid breathing dust, mist, or vapours
P264	Wash hands, forearms and face thoroughly after handling
P270	Do not eat, drink or smoke when using this product

P271	Use only outdoors or in a well-ventilated area
P280	Wear protective gloves, protective clothing, eye protection, and face protection
P281	Use personal protective equipment as required
P310	Immediately call a POISON CENTER or doctor/physician
P312	Call a POISON CENTER or doctor/physician if you feel unwell
P314	Get Medical advice/attention if you feel unwell
P321	Specific treatment (see first aid instructions on SDS and on this label)
P362	Take off contaminated clothing and wash before reuse
P302+P352	IF ON SKIN: Wash with soap and water
P304+P340	IF INHALED: Remove victim to fresh air and keep at rest in a position comfortable for breathing
P305+P351+P338	IF IN EYES: Rinse continuously with water for several minutes. Remove contact lenses if present and easy to do – continue rinsing
P308+P313	IF exposed or concerned: Get medical advice/attention
P332+P313	If skin irritation occurs: Get medical advice/attention
P405	Store locked up
P403+P233	Store in a well ventilated place. Keep container tightly closed
P501	Dispose contents/containers in accordance with local, state and federal regulations.

**Signal Word: Danger**



### 3. COMPOSITION/INFORMATION ON INGREDIENTS

Chemical Name	CAS number	Weight Concentration %
Cement, portland, chemicals	65997-15-1	48.00%
Feldspar	14808-60-7	9.00%

### 4. FIRST AID MEASURES

IF INHALED: Remove to fresh air and keep at rest in a comfortable position for breathing.

IF IN EYES: Immediately flush with plenty of water for at least 15 minutes. Remove contact lenses if present and easy to do so. Continue rinsing.

IF ON SKIN (or clothing): Remove affected clothing and wash all exposed skin with water for at least 15 minutes .

IF SWALLOWED: rinse mouth thoroughly. Do not induce vomiting without advice from poison control center or medical professional. Get medical attention if you feel unwell.

First-aid measures general: If exposed or concerned, get medical attention/advice. Show this safety data sheet to the doctor in attendance. Wash contaminated clothing before re-use. Never give anything to an unconscious person.

### 5. FIREFIGHTING MEASURES

Flash Point: N/A

LEL:

UEL:

Suitable extinguishing media: Carbon dioxide, Alcohol foam, or dry chemical

Heat builds up pressure in closed containers and can rupture or explode.

Carbon Dioxide, Carbon Monoxide, partially burned Carbon, and acrid fumes.

Use water spray or fog for cooling exposed containers. Exercise caution when fighting any chemical fire. Do not dispose of fire-fighting water in the environment.

Do not enter fire area without proper protective equipment, including respiratory protection



## 6. ACCIDENTAL RELEASE MEASURES

Stop leak at source when it is safe to do so. Use non-sparking tools only. Contain any spills with dikes or absorbents to prevent migration and entry into sewers or streams. Prevent entry to sewers and public waters. Avoid release to the environment. Notify authorities if liquid enters sewers or public waters. This material and its container must be disposed of in a safe way, and as per local legislation.

Absorb the liquid with inert material (such as dry sand or earth) and place it in a chemical waste container. Sweep or shovel spills into appropriate container for disposal.

Persons not wearing protective equipment should be evacuated from area of spill until cleanup has been completed. Dike and pump the liquid into waste containers.

## 7. HANDLING AND STORAGE

Do not handle until all safety precautions have been read and understood. Keep away from heat, sparks, and open flames. Avoid breathing vapor and mist. Vapors of this material are heavier than air and will collect in low or confined areas. Wash hands and other exposed areas with mild soap and water before eating, drinking or smoking and when leaving work.

Store in a cool, well-ventilated place. Store at temperatures between 50°F-90°F unless otherwise stated. Product must remain in its original sealed containers with manufacturer's name and label in tact. Do not store materials in direct sunlight or where they may be damaged by water or rain. Dry goods (When applicable) must be kept dry.

No Additional Data

## 8. EXPOSURE CONTROLS/PERSONAL PROTECTION

Chemical Name / CAS No.	OSHA Exposure Limits	ACGIH Exposure Limits	Other Exposure Limits
Cement, portland, chemicals 65997-15-1	PELs - 15 mg/m3 TWA (total dust) PELs - 5 mg/m3 TWA (respirable fraction) PELs - 50 mppcf TWA (<1% Crystalline silica)	TLV - 1 mg/m3 TWA (particulate matter containing no asbestos and <1% crystalline silica, respirable fraction)	Not Established
Feldspar 14808-60-7	PELs - (30)/(%SiO <sub>2</sub> + 2) mg/m3 TWA total dust PELs - (250)/(%SiO <sub>2</sub> + 5) mppcf TWA, respirable fraction PELs - (10)/(%SiO <sub>2</sub> + 2) mg/m3 TWA, respirable fraction	0.025 mg/m3 TWA (respirable fraction)	Not Established

Use explosion-proof equipment with flammable materials.

Provide adequate general and local exhaust ventilation. Use process enclosures, local exhaust ventilation, or other engineering controls to control airborne levels below recommended exposure limits. Ensure adequate ventilation, especially in confined areas.

Hand protection: Use gloves chemically resistant to this material when prolonged or repeated contact could occur. Gloves should be classified under Standard EN 374 or ASTM F1296. Suggested glove materials are: Neoprene, Nitrile/butadiene rubber, Polyethylene, Ethyl vinyl alcohol laminate, PVC or vinyl. Suitable gloves for this specific application can be recommended by the glove supplier.

Eye protection: Wear eye protection, including chemical splash goggles and a face shield when possibility exists for eye contact due to spraying liquid or airborne particles.

Skin and body protection: Wear long sleeves, and chemically impervious PPE/coveralls to minimize bodily exposure.

Respiratory protection: Use NIOSH-approved dust/particulate respirator. Where vapor, mist, or dust exceed PELs or other applicable OELs, use NIOSH-approved respiratory protective equipment.

Changed contaminated clothing immediately. Wash contaminated clothing before reuse.

## 9. PHYSICAL AND CHEMICAL PROPERTIES

<b>Appearance:</b> Liquid <b>Vapor Pressure:</b> -99999 mmHg <b>Vapor Density:</b> -99999.0 <b>Density:</b> 2.86 <b>Freezing point:</b> Not Available <b>Boiling range:</b> 2230°C <b>Evaporation rate:</b> Not Available <b>Explosive Limits:</b> Not Available  <b>Autoignition temperature:</b> Not Available <b>Viscosity:</b> Not Available	<b>Odor:</b> Slight <b>Odor threshold:</b> Not Available <b>pH:</b> Not Available <b>Melting point:</b> Not Available <b>Solubility:</b> Not Available <b>Flash point:</b> 999 F,999 C <b>Flammability:</b> Not Available <b>Partition coefficient (n-octanol/water):</b> Not Available <b>Decomposition temperature:</b> Not Available <b>Grams VOC/liter less water</b> 0.00
--------------------------------------------------------------------------------------------------------------------------------------------------------------------------------------------------------------------------------------------------------------------------------------------------------------------------------------------------------------------------------	-----------------------------------------------------------------------------------------------------------------------------------------------------------------------------------------------------------------------------------------------------------------------------------------------------------------------------------------------------------------------------------------------------------

## 10. STABILITY AND REACTIVITY

STABLE

Incompatible materials

No Data Available / Not Applicable

Hazardous decomposition products

No Data Available / Not Applicable

Hazardous polymerization will not occur.

## 11. TOXICOLOGICAL INFORMATION

**Mixture Toxicity**

**Component Toxicity**

14808-60-7	Feldspar
	Oral LD50: 500 mg/kg (Rat)

Toxicological Routes of Entry

<b>Inhalation</b>	<b>Skin Contact</b>	<b>Eye Contact</b>	<b>Ingestion</b>
-------------------	---------------------	--------------------	------------------

Specific Target Organs Toxicology

**No Data Available / Not Applicable**

**Effects of Overexposure**

Carcinogenicity

<u>CAS Number</u>	<u>Description</u>	<u>% Weight</u>	<u>Carcinogen Rating</u>
14808-60-7	Feldspar	9	Feldspar: IARC group 1 - Carcinogenic to humans

## 12. ECOLOGICAL INFORMATION

No data available

**Component Ecotoxicity**

## 13. DISPOSAL CONSIDERATIONS

Waste treatment methods: Obtain the consent of pollution control authorities before discharging to wastewater

treatment plants.

Waste disposal recommendations: Dispose in a safe manner in accordance with local/national regulations . Do not allow the product to be released into the environment.

## 14. TRANSPORT INFORMATION

<u>Agency</u>	<u>Proper Shipping Name</u>	<u>UN Number</u>	<u>Packing Group</u>	<u>Hazard Class</u>
DOT	Not regulated for transport			
IATA	Not regulated for transport			
IMDG	Not regulated for transport			

## 15. REGULATORY INFORMATION

U.S. Federal Regulations

**State of California Safe Drinking Water and Toxic Enforcement Act of 1986 (Proposition 65):**

WARNING! This product contains the following chemicals which are listed by the State of California as carcinogenic or a reproductive toxin:

14808-60-7 Feldspar Carcinogens

The following chemicals are reportable under Sara 313

- None

<u>Country</u>	<u>Regulation</u>	<u>All Components Listed</u>
USA	Toxic Substances Control Act (listed or exempt)	Yes

## 16. OTHER INFORMATION

*This information is provided in good faith and is correct to the best of AVM Industries' knowledge as of the date hereof and is designed to assist our customers; however, AVM makes no representation as to its completeness or accuracy. This product is intended for sale to mainly professional contractor. We require customers to satisfy themselves as to the suitability for their specific applications. Any use which AVM Industries customers or third parties make of this information, or any reliance on, or decisions made based upon it, are the responsibility of such customer or third party. AVM Industries disclaims responsibility for damages, or liability of any kind resulting from the use of this information. THERE ARE NO WARRANTIES OR REPRESENTATIONS, EXPRESS OR IMPLIED, INCLUDING THOSE OF MERCHANTABILITY OR FITNESS FOR A PARTICULAR PURPOSE WITH RESPECT TO THIS INFORMATION OR TO THE PRODUCT IT DESCRIBES. IN NO EVENT SHALL AVM INDUSTRIES BE LIABLE FOR SPECIAL, INCIDENTAL, OR CONSEQUENTIAL DAMAGES.*

Reviewer Revision

Date Prepared: 9/22/2015

# Safety Data Sheet

AVM Industries Inc.

Version 1.1      Revision Date 8-5-15

## 1. PRODUCT AND COMPANY IDENTIFICATION

Product Name: Primer 400 Part A    Product Code: 400 Primer Part A

### AVM Industries, Inc.

8245 Remmet Ave, Canoga Park CA 91304-4133

Tel: (818) 888-0050

www.avmindustries.com

### Emergency Contact:

**AVM Industries, Inc.**

**Tel: (818) 888-0050**

## 2. HAZARDS IDENTIFICATION

### GHS Ratings:

Skin sensitizer

1

Skin sensitizer

### GHS Hazards

H317

May cause an allergic skin reaction

### GHS Precautions

P261

Avoid breathing dust, mist, or vapours

P272

Contaminated work clothing should not be allowed out of the workplace

P280

Wear protective gloves, protective clothing, eye protection, and face protection

P321

Specific treatment (see first aid instructions on SDS and on this label)

P363

Wash contaminated clothing before reuse

P302+P352

IF ON SKIN: Wash with soap and water

P333+P313

If skin irritation or a rash occurs: Get medical advice/attention

P501

Dispose contents/containers in accordance with local, state and federal regulations.

Signal Word: Warning



## 3. COMPOSITION/FORMATION ON INGREDIENTS

Chemical Name	CAS number	Weight Concentration %
Oxirane, 2,2'-[(1-methylethylidene)bis(4,1-phenyleneoxymethylene)]bis-, homopolymer	25085-99-8	26.00%

## 4. FIRST AID MEASURES

IF INHALED: Remove to fresh air and keep at rest in a position comfortable for breathing. Get medical attention if breathing is affected. If breathing is difficult, supply oxygen.

IF IN EYES: Immediately flush with plenty of water for at least 15 minutes. Remove contact lenses if present and easy to do so. If pain, blinking, or irritation develops or persists, get medical attention. Continue rinsing.

IF ON SKIN (or clothing): Remove affected clothing and wash all exposed skin with water for at least 15 minutes. If irritation develops or persists, get medical attention.

IF SWALLOWED: rinse mouth thoroughly. Do not induce vomiting without advice from poison control center or medical professional. Get medical attention if you feel unwell.

First-aid measures general: If exposed or concerned, get medical attention/advice. Show this safety data sheet to the doctor in attendance. Wash contaminated clothing before re-use. Never give anything to an unconscious person.

## 5. FIREFIGHTING MEASURES

Flash Point: 249 C (480 F)

LEL:

UEL:

Suitable extinguishing media: Carbon dioxide, Alcohol foam, or dry chemical

Heat builds up pressure in closed containers and can rupture or explode.

Carbon Dioxide, Carbon Monoxide, partially burned Carbon, and acrid fumes.

Use water spray or fog for cooling exposed containers. Exercise caution when fighting any chemical fire. Do not dispose of fire-fighting water in the environment.

Do not enter fire area without proper protective equipment, including respiratory protection

## 6. ACCIDENTAL RELEASE MEASURES

Stop leak at source when it is safe to do so. Use non-sparking tools only. Contain any spills with dikes or absorbents to prevent migration and entry into sewers or streams. Prevent entry to sewers and public waters. Avoid release to the environment. Notify authorities if liquid enters sewers or public waters. This material and its container must be disposed of in a safe way, and as per local legislation.

Absorb the liquid with inert material (such as dry sand or earth) and place it in a chemical waste container. Sweep or shovel spills into appropriate container for disposal.

Persons not wearing protective equipment should be evacuated from area of spill until cleanup has been completed.

Dike and pump the liquid into waste containers.

## 7. HANDLING AND STORAGE

Do not handle until all safety precautions have been read and understood. Keep away from heat, sparks, and open flames. Avoid breathing vapor and mist. Vapors of this material are heavier than air and will collect in low or confined areas. Wash hands and other exposed areas with mild soap and water before eating, drinking or smoking and when leaving work.

Store in a cool, well-ventilated place. Store at temperatures between 50°F-90°F unless otherwise stated. Product must remain in its original sealed containers with manufacturer's name and label in tact. Do not store materials in direct sunlight or where they may be damaged by water or rain. Dry goods (When applicable) must be kept dry.

No Additional Data

## 8. EXPOSURE CONTROLS/PERSONAL PROTECTION

Chemical Name / CAS No.	OSHA Exposure Limits	ACGIH Exposure Limits	Other Exposure Limits
Oxirane, 2,2'-[(1-methylethylidene)bis(4,1-phenyleneoxymethylene)] bis-, homopolymer 25085-99-8	OELs not established	OELs not established	Not Established

Use explosion-proof equipment with flammable materials.

Provide adequate general and local exhaust ventilation. Use process enclosures, local exhaust ventilation, or other engineering controls to control airborne levels below recommended exposure limits. Ensure adequate ventilation, especially in confined areas.

Hand protection: Use gloves chemically resistant to this material when prolonged or repeated contact could occur. Gloves should be classified under Standard EN 374 or ASTM F1296. Suggested glove materials are: Neoprene, Nitrile/butadiene rubber, Polyethylene, Ethyl vinyl alcohol laminate, PVC or vinyl. Suitable gloves for this specific application can be recommended by the glove supplier.

Eye protection: Wear eye protection, including chemical splash goggles and a face shield when possibility exists for eye contact due to spraying liquid or airborne particles.

Skin and body protection: Wear long sleeves, and chemically impervious PPE/coveralls to minimize bodily exposure.

Respiratory protection: Use NIOSH-approved dust/particulate respirator. Where vapor, mist, or dust exceed PELs or other applicable OELs, use NIOSH-approved respiratory protective equipment.

Changed contaminated clothing immediately. Wash contaminated clothing before reuse.

## 9. PHYSICAL AND CHEMICAL PROPERTIES

<b>Appearance:</b> Liquid	<b>Odor:</b> Slight
<b>Vapor Pressure:</b> 19.3 mmHG at 70F	<b>Odor threshold:</b> Not Available
<b>Vapor Density:</b> -99999.0	<b>pH:</b> Not Available
<b>Density:</b> 1.05	<b>Melting point:</b> Not Available
<b>Freezing point:</b> Not Available	<b>Solubility:</b> Not Available
<b>Boiling range:</b> 100°C	<b>Flash point:</b> 480 F, 248 C
<b>Evaporation rate:</b> Not Available	<b>Flammability:</b> Not Available
<b>Explosive Limits:</b> Not Available	<b>Partition coefficient (n-octanol/water):</b> Not Available
<b>Autoignition temperature:</b> Not Available	<b>Decomposition temperature:</b> Not Available
<b>Viscosity:</b> Not Available	<b>Grams VOC/liter less water</b> 0.23

## 10. STABILITY AND REACTIVITY

STABLE

Incompatible materials

No Data Available / Not Applicable

Hazardous decomposition products

No Data Available / Not Applicable

Hazardous polymerization will not occur.

## 11. TOXICOLOGICAL INFORMATION

Mixture Toxicity

Component Toxicity

Toxicological Routes of Entry

**Ingestion**

Specific Target Organs Toxicology

**No Data Available / Not Applicable**

Effects of Overexposure

Carcinogenicity

CAS Number  
None

Description

% Weight

Carcinogen Rating  
No Data Available / Not Applicable

## 12. ECOLOGICAL INFORMATION

No data available

**Component Ecotoxicity**

## 13. DISPOSAL CONSIDERATIONS

Waste treatment methods: Obtain the consent of pollution control authorities before discharging to wastewater treatment plants.

Waste disposal recommendations: Dispose in a safe manner in accordance with local/national regulations . Do not allow the product to be released into the environment.

## 14. TRANSPORT INFORMATION

<u>Agency</u>	<u>Proper Shipping Name</u>	<u>UN Number</u>	<u>Packing Group</u>	<u>Hazard Class</u>
DOT	Not regulated for transport			
IMDG	Not regulated for transport			
IATA	Not regulated for transport			

## 15. REGULATORY INFORMATION

U.S. Federal Regulations

**State of California Safe Drinking Water and Toxic Enforcement Act of 1986 (Proposition 65):**

WARNING! This product contains the following chemicals which are listed by the State of California as carcinogenic or a reproductive toxin:

67-56-1 Methyl alcohol Reproductive Toxin

The following chemicals are reportable under Sara 313

- None

<u>Country</u>	<u>Regulation</u>	<u>All Components Listed</u>
USA	Toxic Substances Control Act (listed or exempt)	Yes

## 16. OTHER INFORMATION

*This information is provided in good faith and is correct to the best of AVM Industries' knowledge as of the date hereof and is designed to assist our customers; however, AVM makes no representation as to its completeness or accuracy. This product is intended for sale to mainly professional contractor. We require customers to satisfy themselves as to the suitability for their specific applications. Any use which AVM Industries customers or third parties make of this information, or any reliance on, or decisions made based upon it, are the responsibility of such customer or third party. AVM Industries disclaims responsibility for damages, or liability of any kind resulting from the use of this information. THERE ARE NO WARRANTIES OR REPRESENTATIONS, EXPRESS OR IMPLIED, INCLUDING THOSE OF MERCHANTABILITY OR FITNESS FOR A PARTICULAR PURPOSE WITH RESPECT TO THIS INFORMATION OR TO THE PRODUCT IT DESCRIBES. IN NO EVENT SHALL AVM INDUSTRIES BE*

*LIABLE FOR SPECIAL, INCIDENTAL, OR CONSEQUENTIAL DAMAGES.*

Reviewer Revision

Date Prepared: 9/22/2015



# Safety Data Sheet

AVM Industries Inc.

Version 1.1      Revision Date 8-5-15

## 1. PRODUCT AND COMPANY IDENTIFICATION

Product Name: Primer 400 Part B    Product Code: 400 Primer Part B

### **AVM Industries, Inc.**

8245 Remmet Ave, Canoga Park CA 91304-4133

Tel: (818) 888-0050

www.avmindustries.com

### **Emergency Contact:**

**AVM Industries, Inc.**

**Tel: (818) 888-0050**

## 2. HAZARDS IDENTIFICATION

### **GHS Ratings:**

Skin corrosive	2	Reversible adverse effects in dermal tissue, Draize score: $\geq 2.3 < 4.0$ or persistent inflammation
Eye corrosive	1	Serious eye damage: Irreversible damage 21 days after exposure, Draize score: Corneal opacity $\geq 3$ , Iritis $> 1.5$
Skin sensitizer	1	Skin sensitizer

### **GHS Hazards**

H315	Causes skin irritation
H317	May cause an allergic skin reaction
H318	Causes serious eye damage

### **GHS Precautions**

P261	Avoid breathing dust, mist, or vapours
P264	Wash hands, forearms and face thoroughly after handling
P272	Contaminated work clothing should not be allowed out of the workplace
P280	Wear protective gloves, protective clothing, eye protection, and face protection
P310	Immediately call a POISON CENTER or doctor/physician
P321	Specific treatment (see first aid instructions on SDS and on this label)
P362	Take off contaminated clothing and wash before reuse
P363	Wash contaminated clothing before reuse
P302+P352	IF ON SKIN: Wash with soap and water
P305+P351+P338	IF IN EYES: Rinse continuously with water for several minutes. Remove contact lenses if present and easy to do – continue rinsing
P332+P313	If skin irritation occurs: Get medical advice/attention
P333+P313	If skin irritation or a rash occurs: Get medical advice/attention
P501	Dispose contents/containers in accordance with local, state and federal regulations.

**Signal Word: Danger**



### 3. COMPOSITION/IFORMATION ON INGREDIENTS

Chemical Name	CAS number	Weight Concentration %
Polyamine Polymer	Polyamine Polymer	19.00%
Propylene glycol diamine, 2-amino-, diether with Propylene	9046-10-0	2.00%
Tetraethylenepentamine	112-57-2	1.00% - 5.00%

### 4. FIRST AID MEASURES

IF INHALED: Remove to fresh air and keep at rest in a position comfortable for breathing. Get medical attention if breathing is affected. If breathing is difficult, supply oxygen.

IF IN EYES: Immediately flush with plenty of water for at least 15 minutes. Remove contact lenses if present and easy to do so. Get medical attention immediately. Continue rinsing.

IF ON SKIN (or clothing): Remove affected clothing and wash all exposed skin with water for at least 15 minutes . If irritation develops or persists, get medical attention.

IF SWALLOWED: rinse mouth thoroughly. Do not induce vomiting without advice from poison control center or medical professional. Get medical attention if you feel unwell.

First-aid measures general: If exposed or concerned, get medical attention/advice. Show this safety data sheet to the doctor in attendance. Wash contaminated clothing before re-use. Never give anything to an unconscious person.

### 5. FIREFIGHTING MEASURES

Flash Point: 100 C (212 F)

LEL:

UEL:

Suitable extinguishing media: Carbon dioxide, Alcohol foam, or dry chemical

Heat builds up pressure in closed containers and can rupture or explode.

Carbon Dioxide, Carbon Monoxide, partially burned Carbon, and acrid fumes.

Use water spray or fog for cooling exposed containers. Exercise caution when fighting any chemical fire. Do not dispose of fire-fighting water in the environment.

Do not entire fire area without proper protective equipment, including respiratory protection

### 6. ACCIDENTAL RELEASE MEASURES

Stop leak at source when it is safe to do so. Use non-sparking tools only. Contain any spills with dikes or absorbents to prevent migration and entry into sewers or streams. Prevent entry to sewers and public waters. Avoid release to the environment. Notify authorities if liquid enters sewers or public waters. This material and its container must be disposed of in a safe way, and as per local legislation .

Absorb the liquid with inert material (such as dry sand or earth) and place it in a chemical waste container. Sweep or shovel spills into appropriate container for disposal.

Persons not wearing protective equipment should be evacuated from area of spill until cleanup has been completed.

Dike and pump the liquid into waste containers.

### 7. HANDLING AND STORAGE

Do not handle until all safety precautions have been read and understood. Keep away from heat, sparks, and open flames. Avoid breathing vapor and mist. Vapors of this material are heavier than air and will collect in low or confined areas. Wash hands and other exposed areas with mild soap and water before eating, drinking or smoking and when leaving work.

Store in a cool, well-ventilated place. Store at temperatures between 50°F-90°F unless otherwise stated. Product must remain in its original sealed containers with manufacturer's name and label in tact. Do not store materials in direct sunlight or where they may be damaged by water or rain. Dry goods (When applicable) must be kept dry.

No Additional Data

## 8. EXPOSURE CONTROLS/PERSONAL PROTECTION

Chemical Name / CAS No.	OSHA Exposure Limits	ACGIH Exposure Limits	Other Exposure Limits
Polyamine Polymer Polyamine Polymer	Not Established	Not Established	Not Established
Propylene glycol diamine, 2-amino-, diether with Propylene 9046-10-0	OELs not established	OELs not established	Not Established
Tetraethylenepentamine 112-57-2	OELs not established	OELs not established	Not Established

Use explosion-proof equipment with flammable materials.

Provide adequate general and local exhaust ventilation. Use process enclosures, local exhaust ventilation, or other engineering controls to control airborne levels below recommended exposure limits. Ensure adequate ventilation, especially in confined areas.

Hand protection: Use gloves chemically resistant to this material when prolonged or repeated contact could occur. Gloves should be classified under Standard EN 374 or ASTM F1296. Suggested glove materials are: Neoprene, Nitrile/butadiene rubber, Polyethylene, Ethyl vinyl alcohol laminate, PVC or vinyl. Suitable gloves for this specific application can be recommended by the glove supplier.

Eye protection: Wear eye protection, including chemical splash goggles and a face shield when possibility exists for eye contact due to spraying liquid or airborne particles.

Skin and body protection: Wear long sleeves, and chemically impervious PPE/coveralls to minimize bodily exposure.

Respiratory protection: Use NIOSH-approved dust/particulate respirator. Where vapor, mist, or dust exceed PELs or other applicable OELs, use NIOSH-approved respiratory protective equipment.

Changed contaminated clothing immediately. Wash contaminated clothing before reuse.

## 9. PHYSICAL AND CHEMICAL PROPERTIES

<b>Appearance:</b> Liquid <b>Vapor Pressure:</b> -99999 mmHg <b>Vapor Density:</b> -99999.0 <b>Density:</b> 1.03 <b>Freezing point:</b> Not Available <b>Boiling range:</b> 100°C <b>Evaporation rate:</b> Not Available <b>Explosive Limits:</b> Not Available  <b>Autoignition temperature:</b> Not Available <b>Viscosity:</b> Not Available	<b>Odor:</b> Slight <b>Odor threshold:</b> Not Available <b>pH:</b> Not Available <b>Melting point:</b> Not Available <b>Solubility:</b> Not Available <b>Flash point:</b> 212 F, 100 C <b>Flammability:</b> Not Available <b>Partition coefficient (n-octanol/water):</b> Not Available <b>Decomposition temperature:</b> Not Available <b>Grams VOC/liter less water</b> 0.00
-------------------------------------------------------------------------------------------------------------------------------------------------------------------------------------------------------------------------------------------------------------------------------------------------------------------------------------------------------------------------------	------------------------------------------------------------------------------------------------------------------------------------------------------------------------------------------------------------------------------------------------------------------------------------------------------------------------------------------------------------------------------------------------------------

## 10. STABILITY AND REACTIVITY

STABLE

Incompatible materials

No Data Available / Not Applicable

Hazardous decomposition products

No Data Available / Not Applicable

Hazardous polymerization will not occur.

## 11. TOXICOLOGICAL INFORMATION

### Mixture Toxicity

### Component Toxicity

112-57-2      Tetraethylenepentamine  
Oral LD50: 3,990 mg/kg (Rat)

### Toxicological Routes of Entry

**Inhalation      Skin Contact      Eye Contact      Ingestion**

### Specific Target Organs Toxicology

**No Data Available / Not Applicable**

### Effects of Overexposure

### Carcinogenicity

<u>CAS Number</u>	<u>Description</u>	<u>% Weight</u>	<u>Carcinogen Rating</u>
None			No Data Available / Not Applicable

## 12. ECOLOGICAL INFORMATION

No data available

### Component Ecotoxicity

Tetraethylenepentamine      72 Hr EC50 Pseudokirchneriella subcapitata: 2.1 mg/L  
96 Hr LC50 Poecilia reticulata: 420 mg/L [static]  
48 Hr EC50 Daphnia magna: 24.1 mg/L

## 13. DISPOSAL CONSIDERATIONS

Waste treatment methods: Obtain the consent of pollution control authorities before discharging to wastewater treatment plants.

Waste disposal recommendations: Dispose in a safe manner in accordance with local/national regulations . Do not allow the product to be released into the environment.

## 14. TRANSPORT INFORMATION

<u>Agency</u>	<u>Proper Shipping Name</u>	<u>UN Number</u>	<u>Packing Group</u>	<u>Hazard Class</u>
DOT	Not regulated for transport			
IMDG	Not regulated for transport			
IATA	Not regulated for transport			

## 15. REGULATORY INFORMATION

U.S. Federal Regulations

### State of California Safe Drinking Water and Toxic Enforcement Act of 1986 (Proposition 65):

WARNING! This product contains the following chemicals which are listed by the State of California as carcinogenic or a reproductive toxin:

- None

The following chemicals are reportable under Sara 313

- None

**Country**

USA

**Regulation**

Toxic Substances Control Act (listed or exempt)

**All Components Listed**

Yes

## 16. OTHER INFORMATION

*This information is provided in good faith and is correct to the best of AVM Industries' knowledge as of the date hereof and is designed to assist our customers; however, AVM makes no representation as to its completeness or accuracy. This product is intended for sale to mainly professional contractor. We require customers to satisfy themselves as to the suitability for their specific applications. Any use which AVM Industries customers or third parties make of this information, or any reliance on, or decisions made based upon it, are the responsibility of such customer or third party. AVM Industries disclaims responsibility for damages, or liability of any kind resulting from the use of this information. THERE ARE NO WARRANTIES OR REPRESENTATIONS, EXPRESS OR IMPLIED, INCLUDING THOSE OF MERCHANTABILITY OR FITNESS FOR A PARTICULAR PURPOSE WITH RESPECT TO THIS INFORMATION OR TO THE PRODUCT IT DESCRIBES. IN NO EVENT SHALL AVM INDUSTRIES BE LIABLE FOR SPECIAL, INCIDENTAL, OR CONSEQUENTIAL DAMAGES.*

Reviewer Revision

Date Prepared: 9/22/2015



# AVM Mat 800

## Safety Data Sheet

Prepared according to Federal Register / Vol. 77, No. 58 / Monday, March 26, 2012 / Rules and Regulations

Revision date: 05/01/2017

Supersedes:

Version: 1.0

### SECTION 1: Identification of the substance/mixture and of the company/undertaking

#### 1.1. Product identifier

Product name : AVM Mat 800

Product form : Mixtures

#### 1.2. Relevant identified uses of the substance or mixture and uses advised against

Use of the substance/mixture : Polyester stitchbonded fabric

#### 1.3. Details of the supplier of the safety data sheet

AVM Industries, Inc.  
8245 Remmet Ave  
Canoga Park, CA 91304  
Tel: 818-888-0050  
Fax: 818-888-0030  
www.avmindustries.com

#### 1.4. Emergency telephone number

No additional information available

### SECTION 2: Hazards identification

#### 2.1. Classification of the substance or mixture

##### GHS-US classification

Not classified

#### 2.2. Label elements

##### GHS-US labelling

No labelling applicable

#### 2.3. Other hazards

No additional information available

#### 2.4. Unknown acute toxicity (GHS US)

No data available

### SECTION 3: Composition/information on ingredients

#### 3.1. Substances

Not applicable

#### 3.2. Mixtures

Name	Product identifier	%
Contains no hazardous ingredients at levels requiring disclosure by the OSHA Hazard Communication Standard (29 CFR 1910.1200)		

### SECTION 4: First aid measures

#### 4.1. Description of first aid measures

First-aid measures general	: If exposed or concerned, get medical attention/advice. Show this safety data sheet to the doctor in attendance. Wash contaminated clothing before re-use. Never give anything to an unconscious person.
First-aid measures after inhalation	: IF INHALED: Remove to fresh air and keep at rest in a position comfortable for breathing. Get medical attention if breathing is affected. If breathing is difficult, supply oxygen.
First-aid measures after skin contact	: IF ON SKIN (or clothing): Remove affected clothing and wash all exposed skin with water for at least 15 minutes. If irritation develops or persists, get medical attention.
First-aid measures after eye contact	: IF IN EYES: Immediately flush with plenty of water for at least 15 minutes. Remove contact lenses if present and easy to do so. Continue rinsing if pain, blinking, or irritation develops or persists, get medical attention. Continue rinsing.
First-aid measures after ingestion	: IF SWALLOWED: rinse mouth thoroughly. Do not induce vomiting without advice from poison control center. Get medical attention if you feel unwell.

#### 4.2. Most important symptoms and effects, both acute and delayed

Symptoms/effects	: Not expected to present a significant hazard under anticipated conditions of normal use.
Symptoms/effects after inhalation	: May cause respiratory irritation.
Symptoms/effects after skin contact	: May cause skin irritation.
Symptoms/effects after eye contact	: Direct contact with eyes is likely to be irritating.
Symptoms/effects after ingestion	: May cause gastrointestinal irritation.

# AVM Mat 800

## Safety Data Sheet

Prepared according to Federal Register / Vol. 77, No. 58 / Monday, March 26, 2012 / Rules and Regulations

### 4.3. Indication of any immediate medical attention and special treatment needed

No additional information available.

## SECTION 5: Firefighting measures

### 5.1. Extinguishing media

Suitable extinguishing media : Water spray. Water fog. carbon dioxide (CO<sub>2</sub>). Dry chemical. Foam.

### 5.2. Special hazards arising from the substance or mixture

Fire hazard : Molten polyester can cause severe burns to the skin.

Explosion hazard : Product is not explosive.

Reactivity : No dangerous reactions known under normal conditions of use.

### 5.3. Advice for firefighters

Precautionary measures fire : Keep away from heat, hot surfaces, sparks, open flames and other ignition sources. No smoking.

Protection during firefighting : Evacuate unnecessary personnel. Do not enter fire area without proper protective equipment, including respiratory protection.

Other information : Avoid breathing smoke, fumes, decomposition products.

## SECTION 6: Accidental release measures

### 6.1. Personal precautions, protective equipment and emergency procedures

General measures : Evacuate area. Ventilate area. Keep upwind. Spill should be handled by trained clean-up crews properly equipped with respiratory equipment and full chemical protective gear (see Section 8).

#### 6.1.1. For non-emergency personnel

Protective equipment : Wear Protective equipment as described in Section 8.

Emergency procedures : Evacuate unnecessary personnel.

#### 6.1.2. For emergency responders

Protective equipment : Wear suitable protective clothing, gloves and eye or face protection. Approved supplied-air respirator, in case of emergency.

### 6.2. Environmental precautions

Prevent entry to sewers and public waters. Notify authorities if liquid enters sewers or public waters. Avoid release to the environment.

### 6.3. Methods and material for containment and cleaning up

For containment : Contain and collect as any solid.

Methods for cleaning up : Dispose of material in compliance with local, state, and federal regulations.

### 6.4. Reference to other sections

See Sections 8 and 13.

## SECTION 7: Handling and storage

### 7.1. Precautions for safe handling

Precautions for safe handling : Handle in accordance with good industrial hygiene and safety procedures. Use only in well-ventilated areas. Avoid dust formation. Wash hands and other exposed areas with mild soap and water before eating, drinking or smoking and when leaving work.

### 7.2. Conditions for safe storage, including any incompatibilities

Storage conditions : Store in dry, well-ventilated area. Keep away from ignition sources.

## SECTION 8: Exposure controls/personal protection

### 8.1. Control parameters

No data available

### 8.2. Exposure controls

Appropriate engineering controls : Provide adequate general and local exhaust ventilation. Use process enclosures, local exhaust ventilation, or other engineering controls to control airborne levels below recommended exposure limits. Use explosion-proof equipment with flammable materials. Ensure adequate ventilation, especially in confined areas.

Personal protective equipment : Gloves. Protective goggles.



Hand protection : Use gloves chemically resistant to this material when prolonged or repeated contact could occur.

# AVM Mat 800

## Safety Data Sheet

Prepared according to Federal Register / Vol. 77, No. 58 / Monday, March 26, 2012 / Rules and Regulations

Eye protection	: Wear eye protection, including chemical splash goggles and a face shield when possibility exists for eye contact due to spraying liquid or airborne particles.
Skin and body protection	: Wear long sleeves, and chemically impervious PPE/coveralls to minimize bodily exposure.
Respiratory protection	: Use NIOSH (or other equivalent national standard) -approved dust/particulate respirator. Where vapor, mist, or dust exceed PELs or other applicable OELs, use NIOSH-approved respiratory protective equipment.

### SECTION 9: Physical and chemical properties

#### 9.1. Information on basic physical and chemical properties

Physical state	: Solid
Color	: Various.
Odor	: No data available
Odor Threshold	: No data available
pH	: No data available
Relative evaporation rate (butylacetate=1)	: No data available
Melting point	: 265 °C (509 °F)
Freezing point	: No data available
Boiling point	: No data available
Flash point	: No data available
Auto-ignition temperature	: No data available
Decomposition temperature	: No data available
Flammability (solid, gas)	: No data available
Vapour pressure	: No data available
Relative vapour density at 20 °C	: No data available
Relative density	: 1.34 - 1.39
Solubility	: No data available
Log Pow	: No data available
Log Kow	: No data available
Viscosity, kinematic	: No data available
Viscosity, dynamic	: No data available
Explosive properties	: No data available
Oxidising properties	: No data available
Explosive limits	: No data available

#### 9.2. Other information

No additional information available

### SECTION 10: Stability and reactivity

#### 10.1. Reactivity

No dangerous reactions known under normal conditions of use.

#### 10.2. Chemical stability

Stable under recommended handling and storage conditions (see section 7).

#### 10.3. Possibility of hazardous reactions

None known.

#### 10.4. Conditions to avoid

None known.

#### 10.5. Incompatible materials

None known.

#### 10.6. Hazardous decomposition products

Carbon oxides (CO, CO<sub>2</sub>). hydrogen. Oxygen. Nitrogen. Carbon.

### SECTION 11: Toxicological information

#### 11.1. Information on toxicological effects

Acute toxicity	: Not classified
Skin corrosion/irritation	: Not classified
Serious eye damage/irritation	: Not classified
Respiratory or skin sensitisation	: Not classified



# AVM Mat 800

## Safety Data Sheet

Prepared according to Federal Register / Vol. 77, No. 58 / Monday, March 26, 2012 / Rules and Regulations

Germ cell mutagenicity	: Not classified
Carcinogenicity	: Not classified
Reproductive toxicity	: Not classified
Specific target organ toxicity (single exposure)	: Not classified
Specific target organ toxicity (repeated exposure)	: Not classified
Aspiration hazard	: Not classified
Symptoms/effects after inhalation	: May cause respiratory irritation.
Symptoms/effects after skin contact	: May cause skin irritation.
Symptoms/effects after eye contact	: Direct contact with eyes is likely to be irritating.
Symptoms/effects after ingestion	: May cause gastrointestinal irritation.

### SECTION 12: Ecological information

#### 12.1. Toxicity

No additional information available

#### 12.2. Persistence and degradability

No additional information available

#### 12.3. Bioaccumulative potential

No additional information available

#### 12.4. Mobility in soil

No additional information available

#### 12.5. Other adverse effects

No additional information available

### SECTION 13: Disposal considerations

#### 13.1. Waste treatment methods

Waste disposal recommendations : Dispose in a safe manner in accordance with local/national regulations.

### SECTION 14: Transport information

In accordance with DOT

Not hazardous for transport

#### Additional information

Other information : No supplementary information available.

#### Transport by sea

No additional information available

#### Air transport

No additional information available

### SECTION 15: Regulatory information

#### 15.1. US Federal regulations

##### AVM Mat 800

All chemical substances in this product are listed in the EPA (Environment Protection Agency) TSCA (Toxic Substances Control Act) Inventory or are exempt

SARA Section 311/312 Hazard Classes	None
-------------------------------------	------

#### 15.2. International regulations

No additional information available.

#### 15.3. US State regulations

This product does not contain any substances known to the state of California to cause cancer and/or reproductive harm

### SECTION 16: Other information

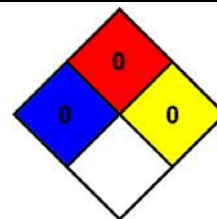
Indication of changes	: Revision 1.0: New SDS Created.
Revision date	: 05/01/2017
Other information	: Author: BCS.

# AVM Mat 800

## Safety Data Sheet

Prepared according to Federal Register / Vol. 77, No. 58 / Monday, March 26, 2012 / Rules and Regulations

NFPA health hazard	: 0 - Materials that, under emergency conditions, would offer no hazard beyond that of ordinary combustible materials.
NFPA fire hazard	: 0 - Materials that will not burn under typical fire conditions, including intrinsically noncombustible materials such as concrete, stone, and sand.
NFPA reactivity	: 0 - Material that in themselves are normally stable, even under fire conditions.



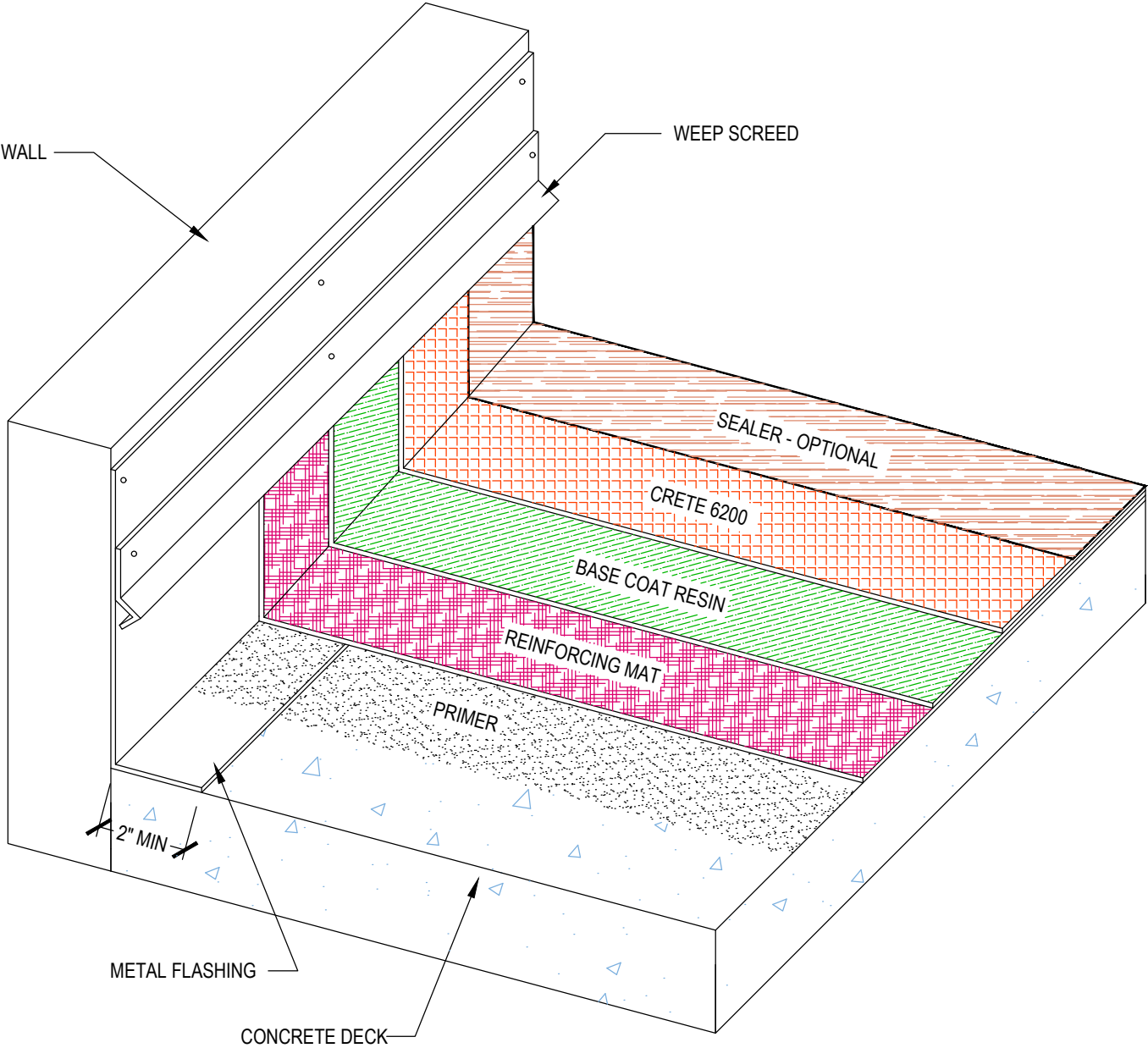
### Hazard Rating

Health	: 0
Flammability	: 0
Physical	: 0
Personal protection	:

This information is based on our current knowledge and is intended to describe the product for the purposes of health, safety and environmental requirements only. It should not therefore be construed as guaranteeing any specific property of the product

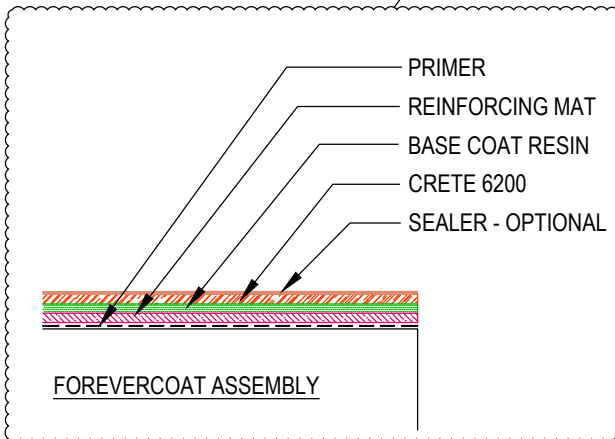
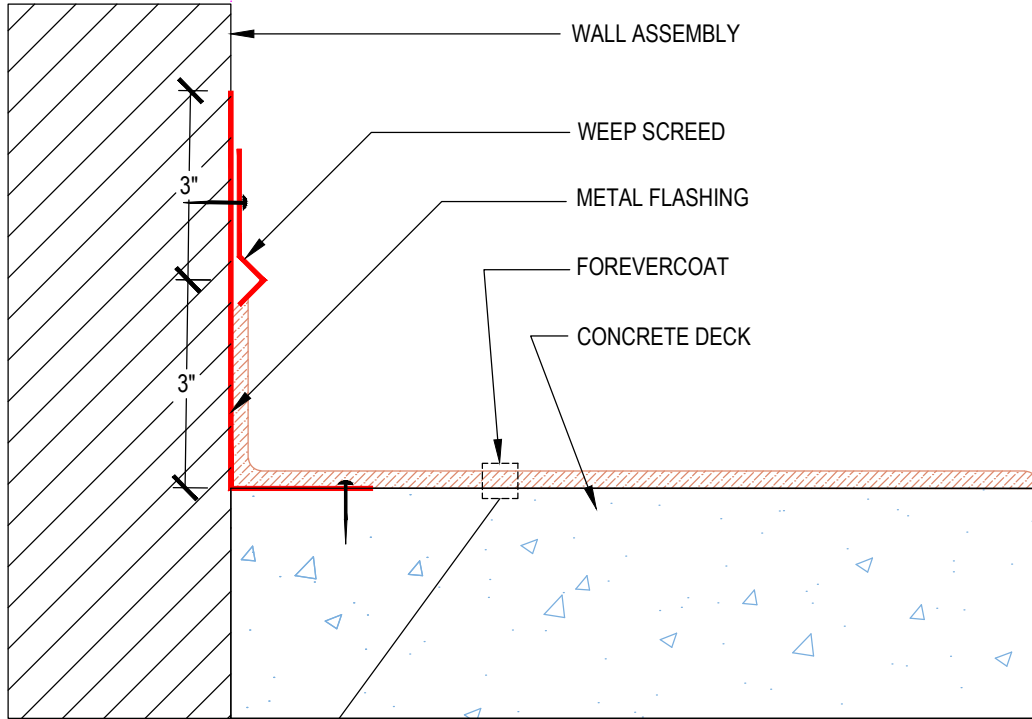
DETAIL #:
0100-FEC-001-C-ISO
AVM System 100
Forevercoat

# Standard Assembly Over Concrete Substrate AVM System 100 Forevercoat



DETAIL #:  
0100-FEC-002-C-CS  
AVM System 100  
Forevercoat

# Standard Assembly Over Concrete Substrate AVM System 100 Forevercoat



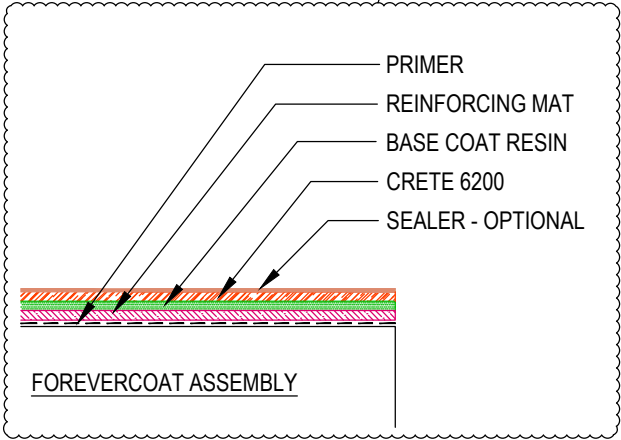
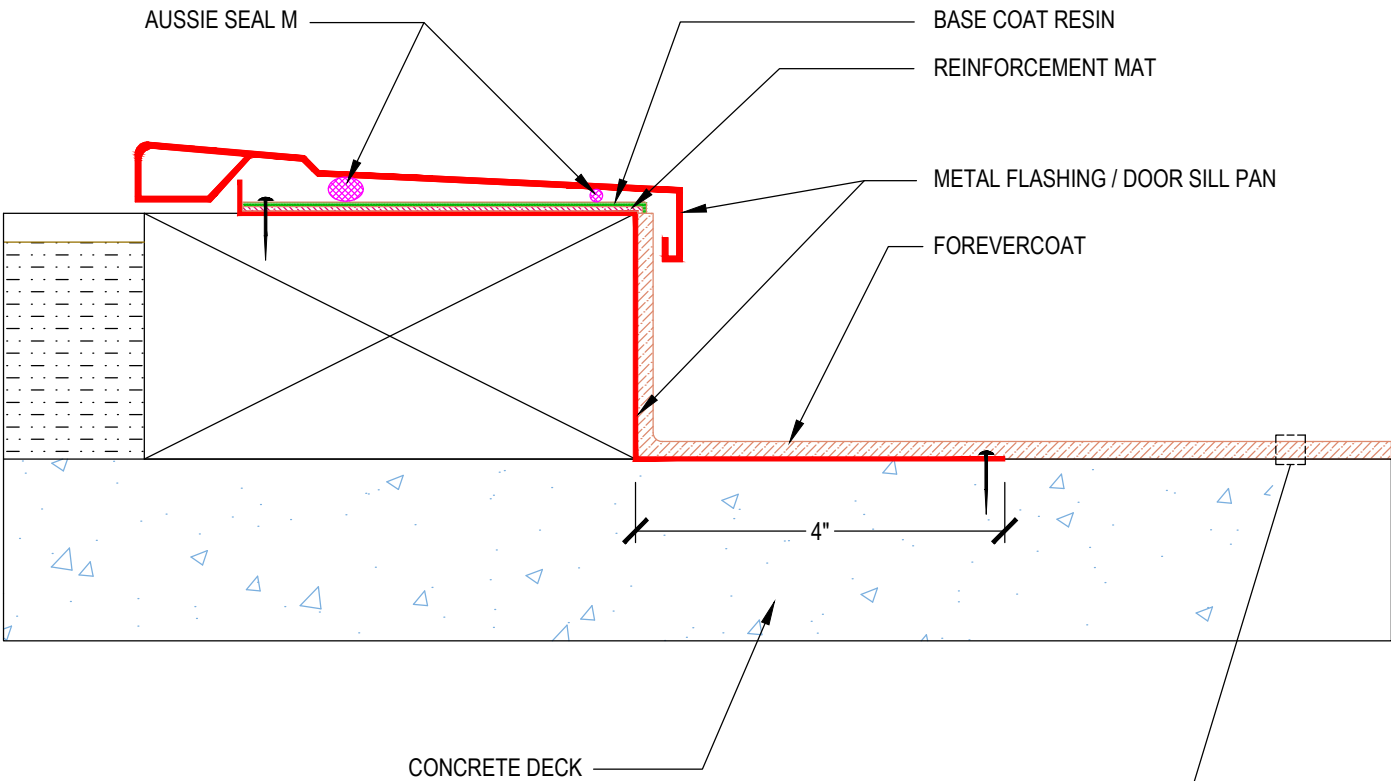
## Notes:

1. Edge metals at deck edge of concrete decks is not required
2. Extend deck coating layers (primer, membrane, texture, and sealer) to the slab edge
3. If edge metals are installed on slab edges, contact AVM for details

DETAIL #:
0100-FEC-142-P-CS
AVM System 100
Forevercoat

# Threshold Over Concrete Substrate

AVM System 100 Forevercoat

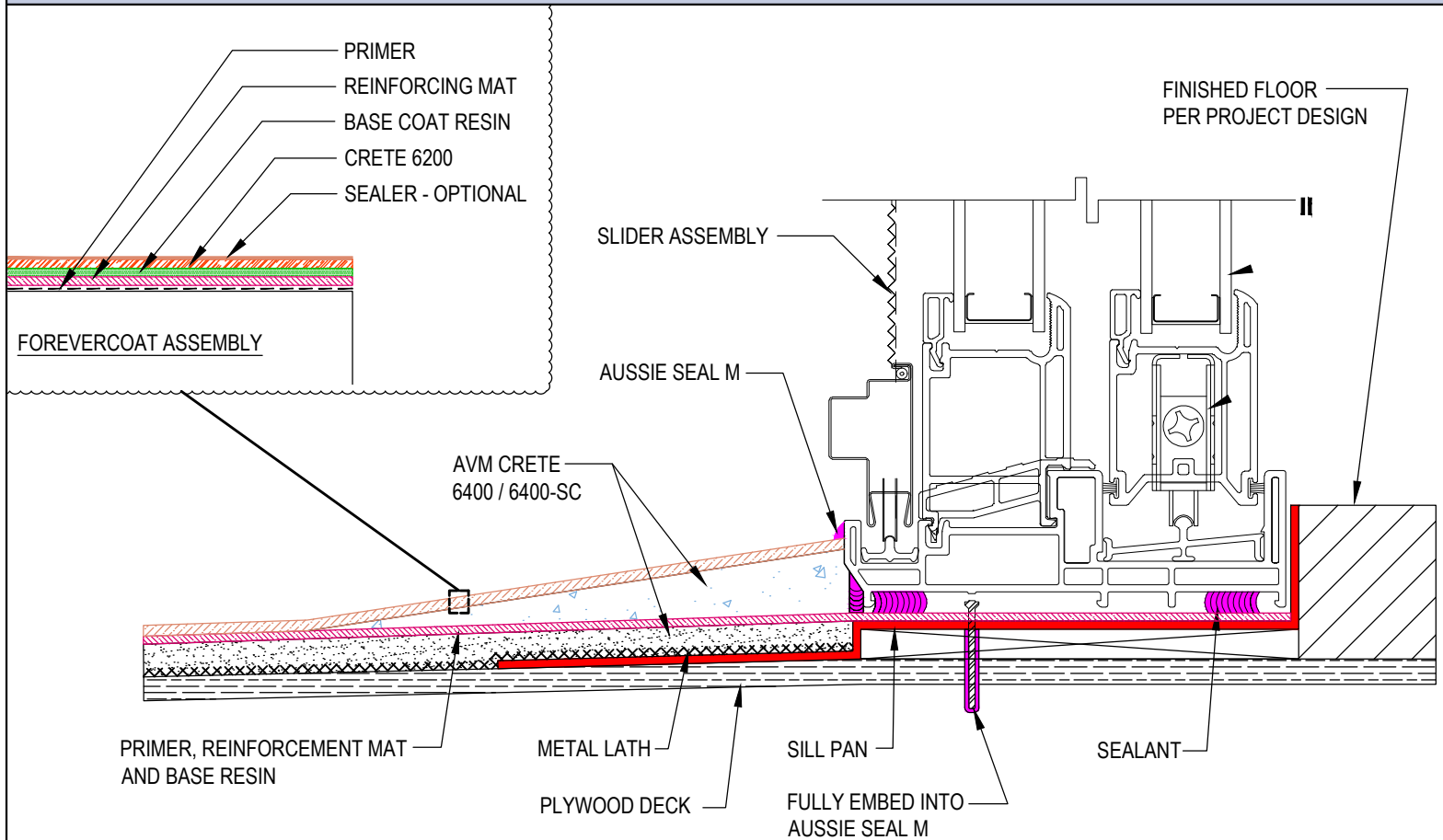


## Notes:

1. Extend reinforcing mat and base coat resin to back edge of sheet metal flashing
2. Membrane to be bonded to sheet metal edge

DETAIL #:  
0100-FEC-152-P-CS  
AVM System 100  
Forevercoat

# ADA Compliant Sliding Door Over Plywood Substrate AVM System 100 Forevercoat

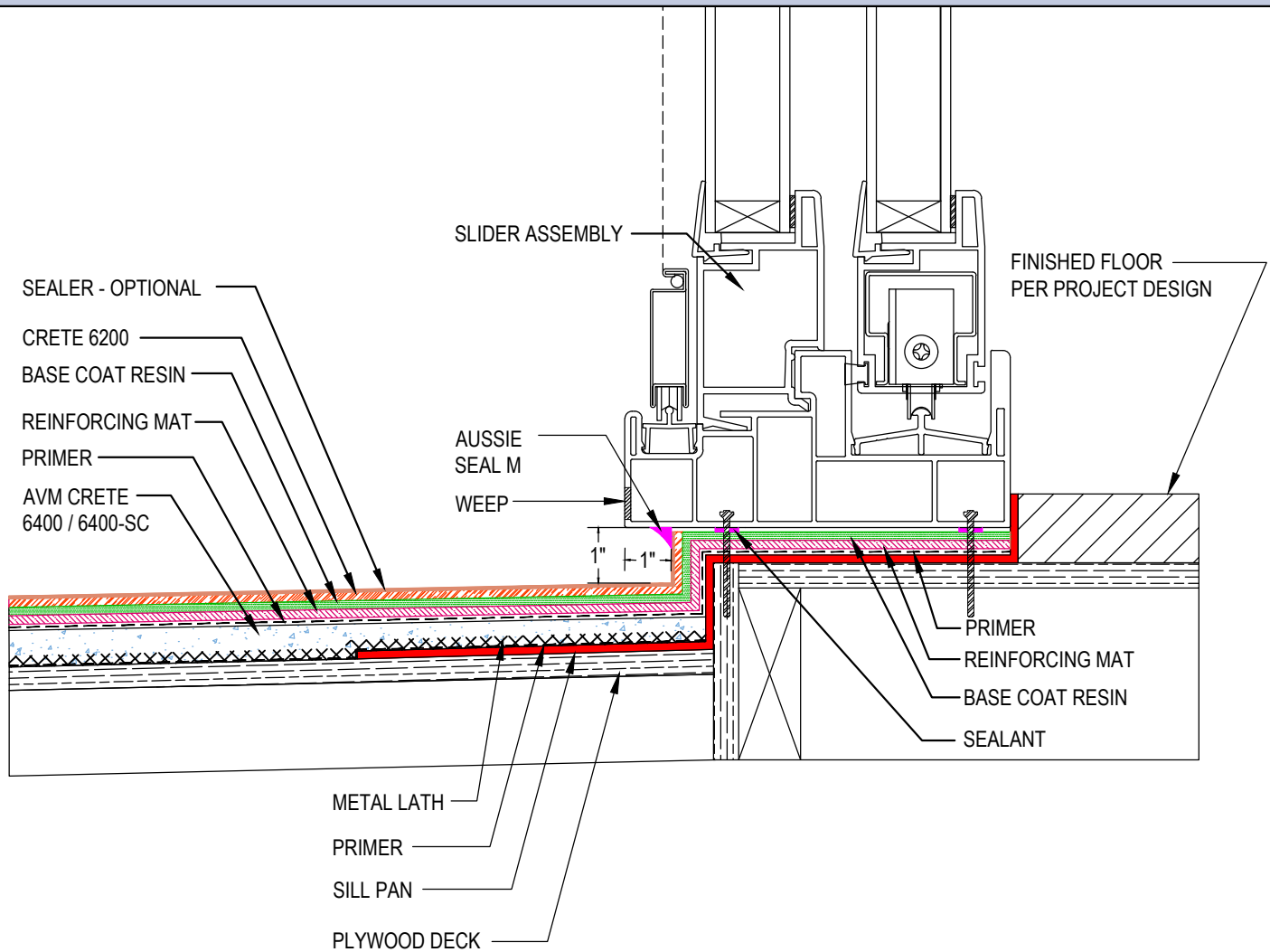


## Notes:

1. To ensure proper drainage, do not block the pre-existing weep holes or other drainage openings of the door assembly
2. Ensure water exiting the weep holes drains away from the door

DETAIL #:  
0100-FEC-154-P-CS  
AVM System 100  
Forevercoat

# Typical Sliding Door Assembly Over Plywood Substrate - Option 1 AVM System 100 Forevercoat

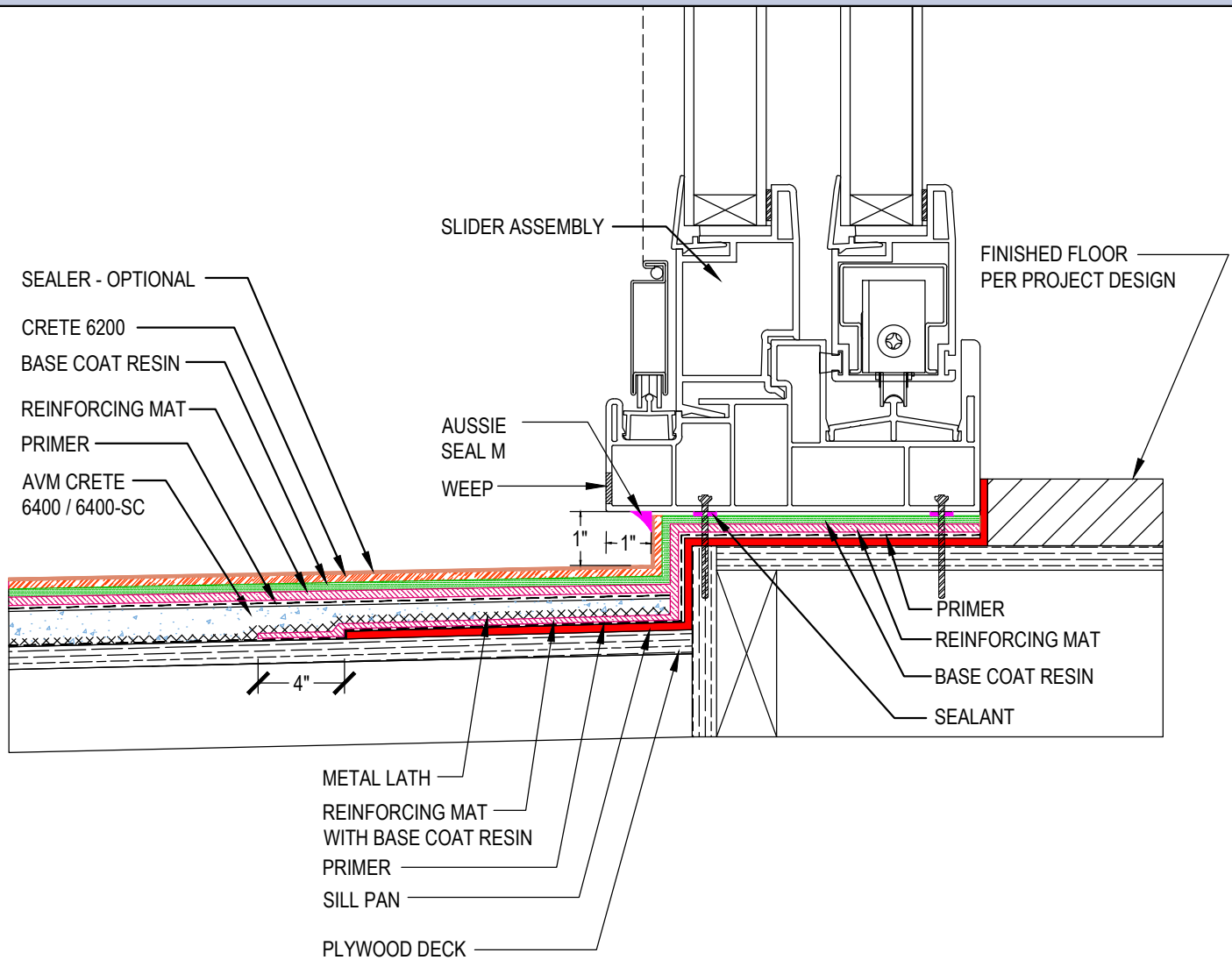


## Notes:

1. To ensure proper drainage, do not block the pre-existing weep holes or other drainage openings of the door assembly
2. Ensure water exiting the weep holes drains away from the door

DETAIL #:  
0100-FEC-156-P-CS  
AVM System 100  
Forevercoat

# Typical Sliding Door Assembly Over Plywood Substrate - Option 2 AVM System 100 Forevercoat



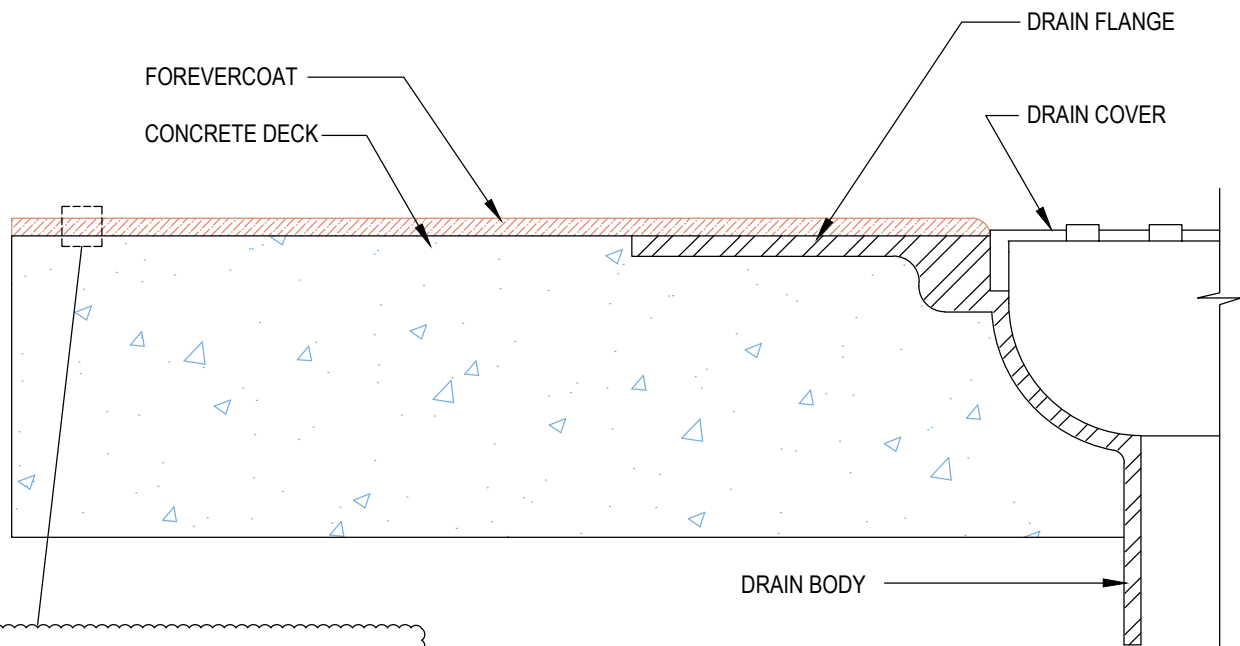
## Notes:

1. To ensure proper drainage, do not block the pre-existing weep holes or other drainage openings of the door assembly
2. Ensure water exiting the weep holes drains away from the door



DETAIL #:  
0100-FEC-162-P-CS  
AVM System 100  
Forevercoat

# Drain Assembly Over Concrete Substrate AVM System 100 Forevercoat



FOREVERCOAT

CONCRETE DECK

DRAIN FLANGE

DRAIN COVER

DRAIN BODY

PRIMER  
REINFORCING MAT  
BASE COAT RESIN  
CRETE 6200  
SEALER - OPTIONAL

FOREVERCOAT ASSEMBLY

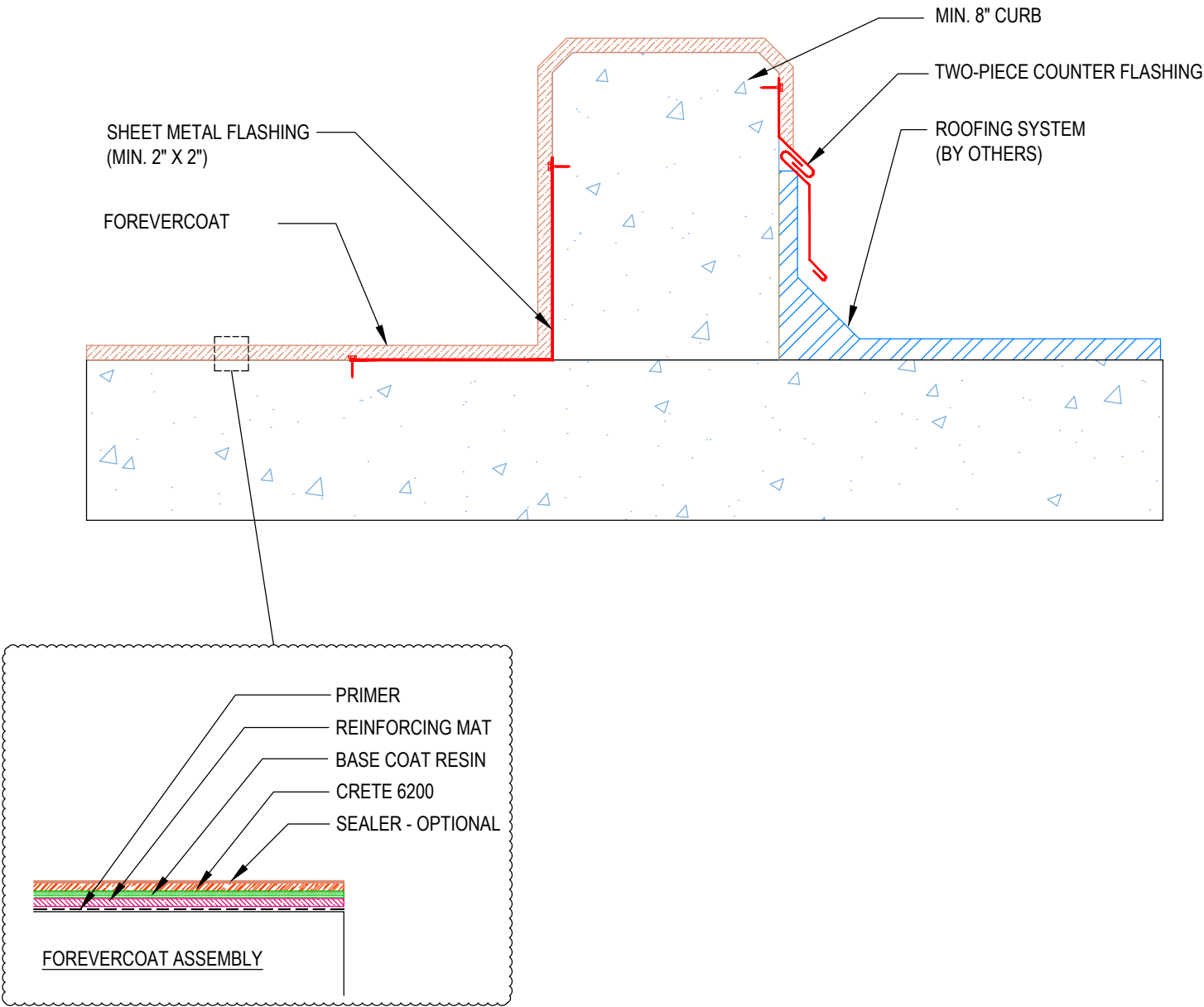
## Notes:

1. Remove paint/primer from metal bowl to allow membrane to bond to raw metal
2. Ensure drain sits low enough and that there is sufficient slope to properly drain the water

DETAIL #:
0100-FEC-462-P-CS
AVM System 100
Forevercoat

Assembly Over Concrete Curb

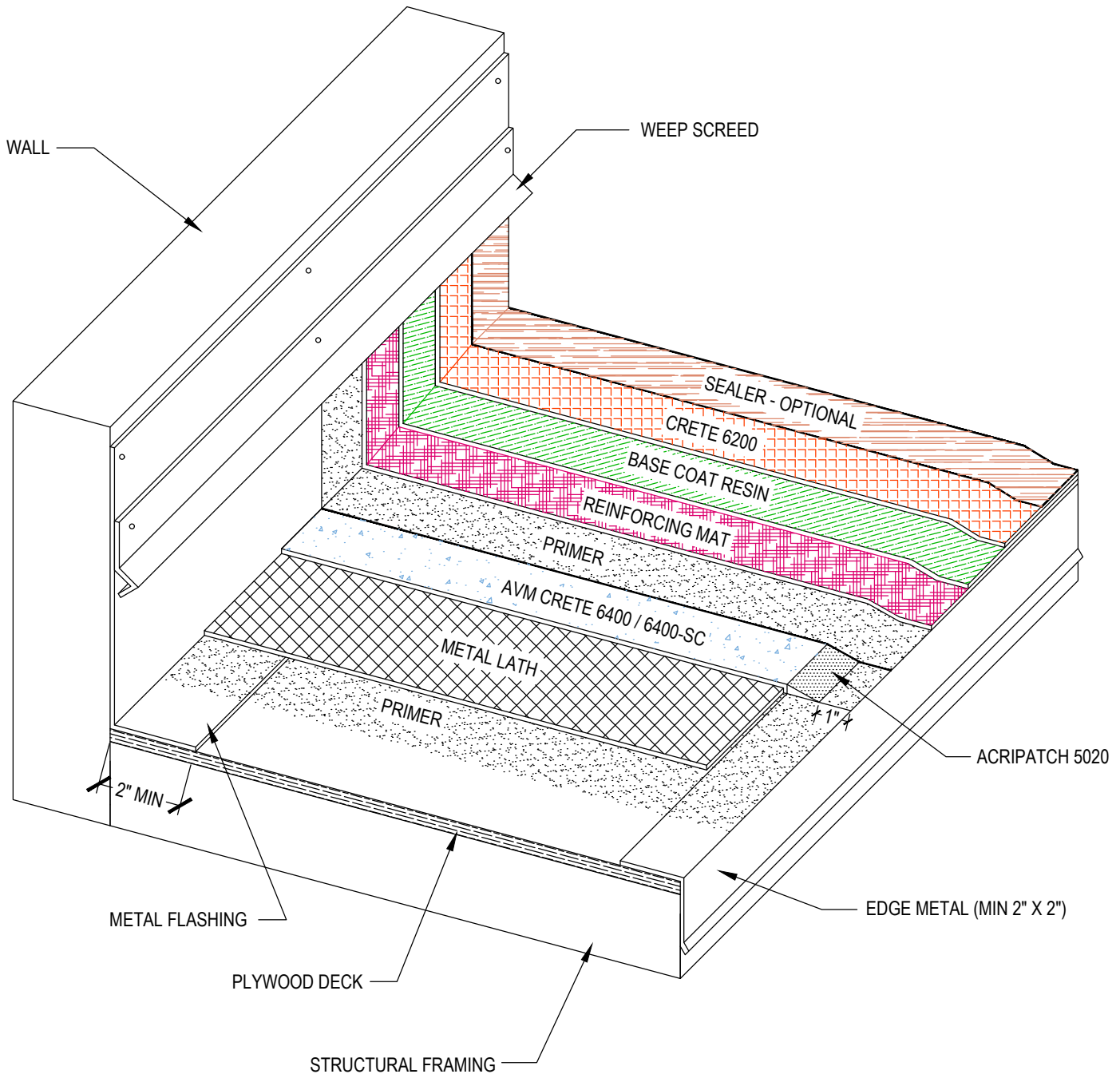
AVM System 100 Forevercoat



DETAIL #:  
0100-FEC-501-P-ISO  
AVM System 100  
Forevercoat

## Assembly Over Plywood Substrate

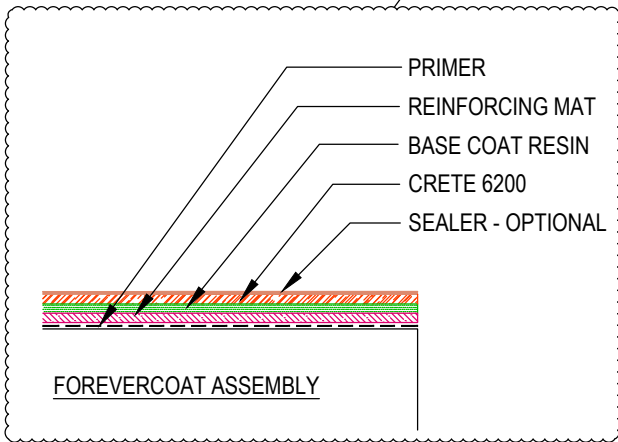
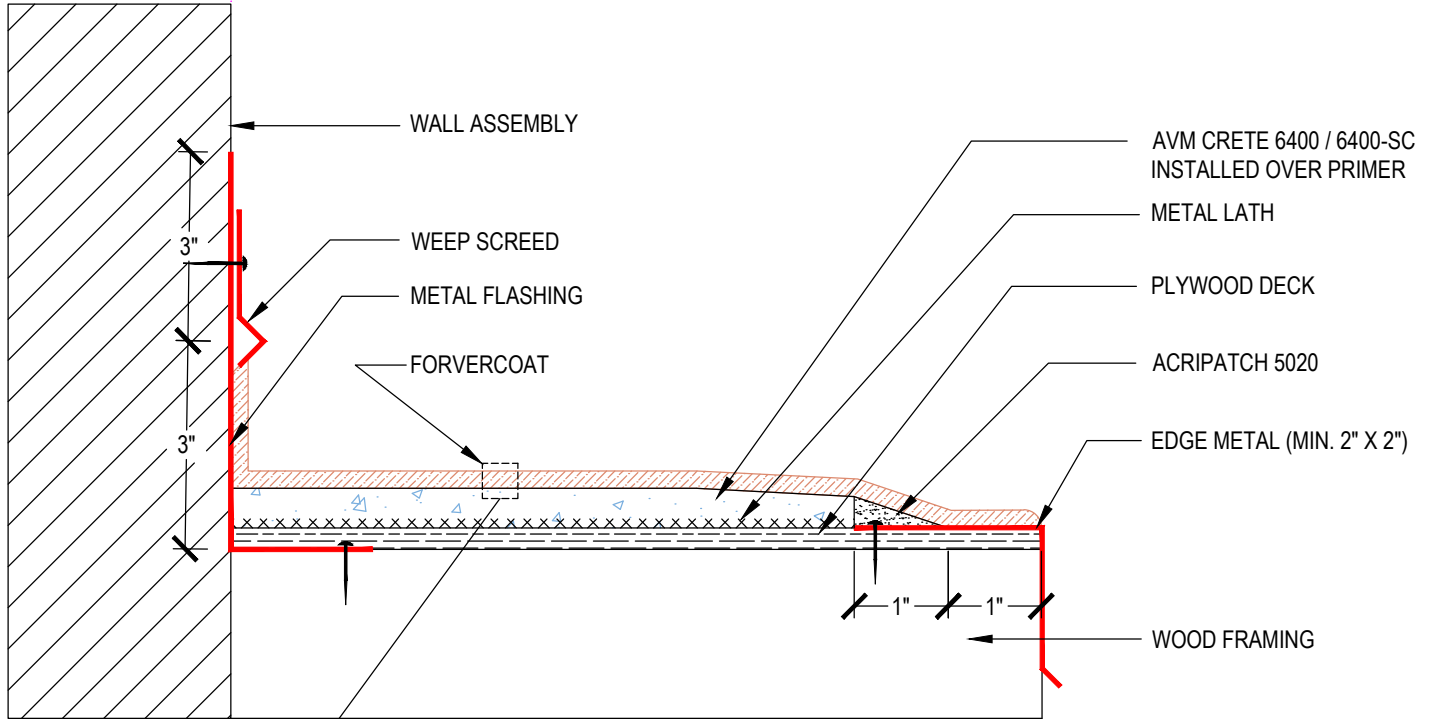
AVM System 100 Forevercoat



DETAIL #:
0100-FEC-502-P-CS
AVM System 100
Forevercoat

# Assembly Over Plywood Substrate

AVM System 100 Forevercoat

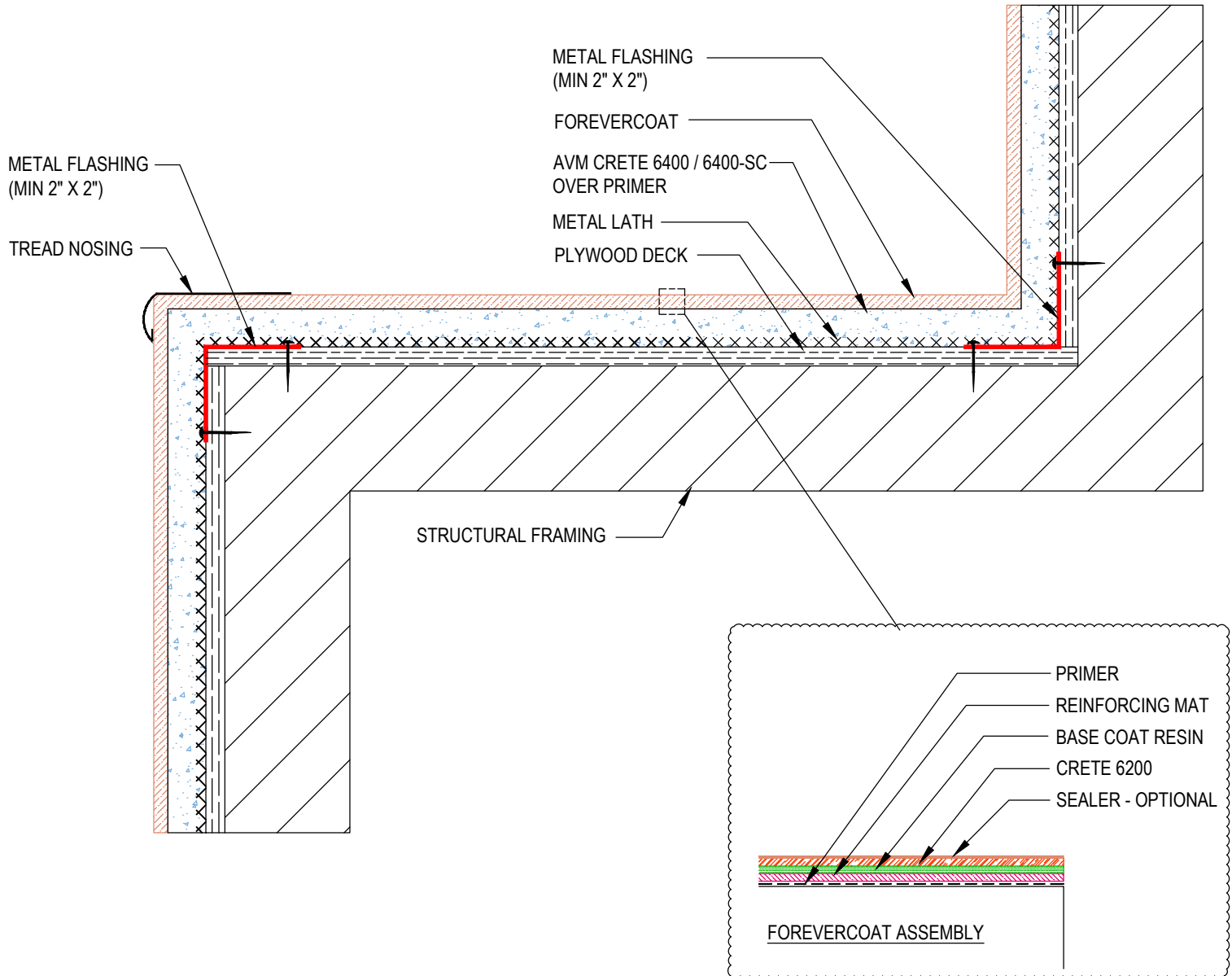


## Notes:

1. Extend membrane, texture, and topcoat to edge of sheet metal flashing
2. Membrane to be bonded to sheet metal edge
3. Terminate Acripatch 1" from edge

DETAIL #:  
0100-FEC-602-P-CS  
AVM System 100  
Forevercoat

# Stairs Over Plywood Substrate AVM Crete on Tread & Riser AVM System 100 Forevercoat

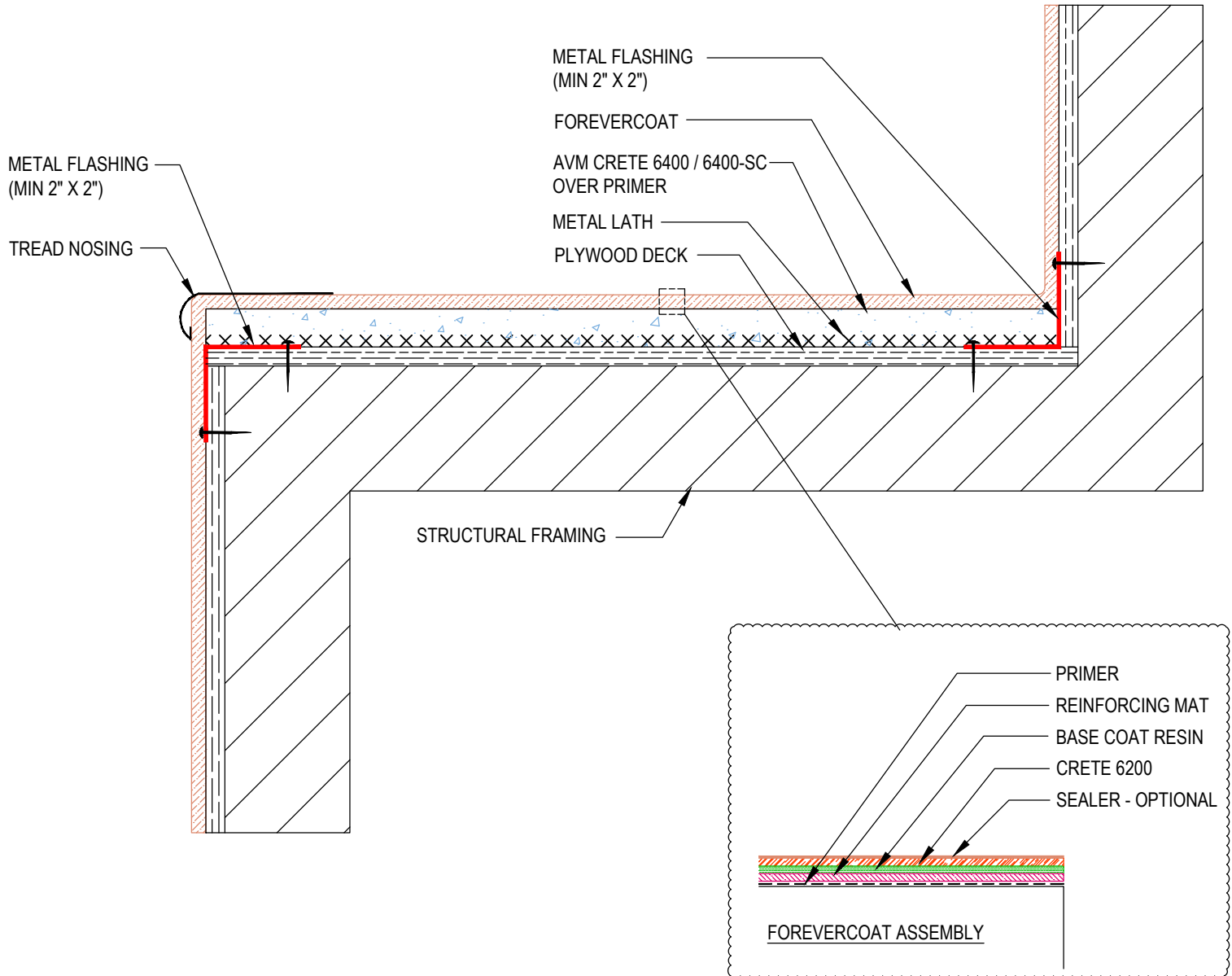


## Notes:

1. For sheet metal installation please refer to detail # 0100-FEC-621-P-ISO

DETAIL #:  
0100-FEC-604-P-CS  
AVM System 100  
Forevercoat

# Stairs Over Plywood Substrate AVM Crete on Tread Only AVM System 100 Forevercoat



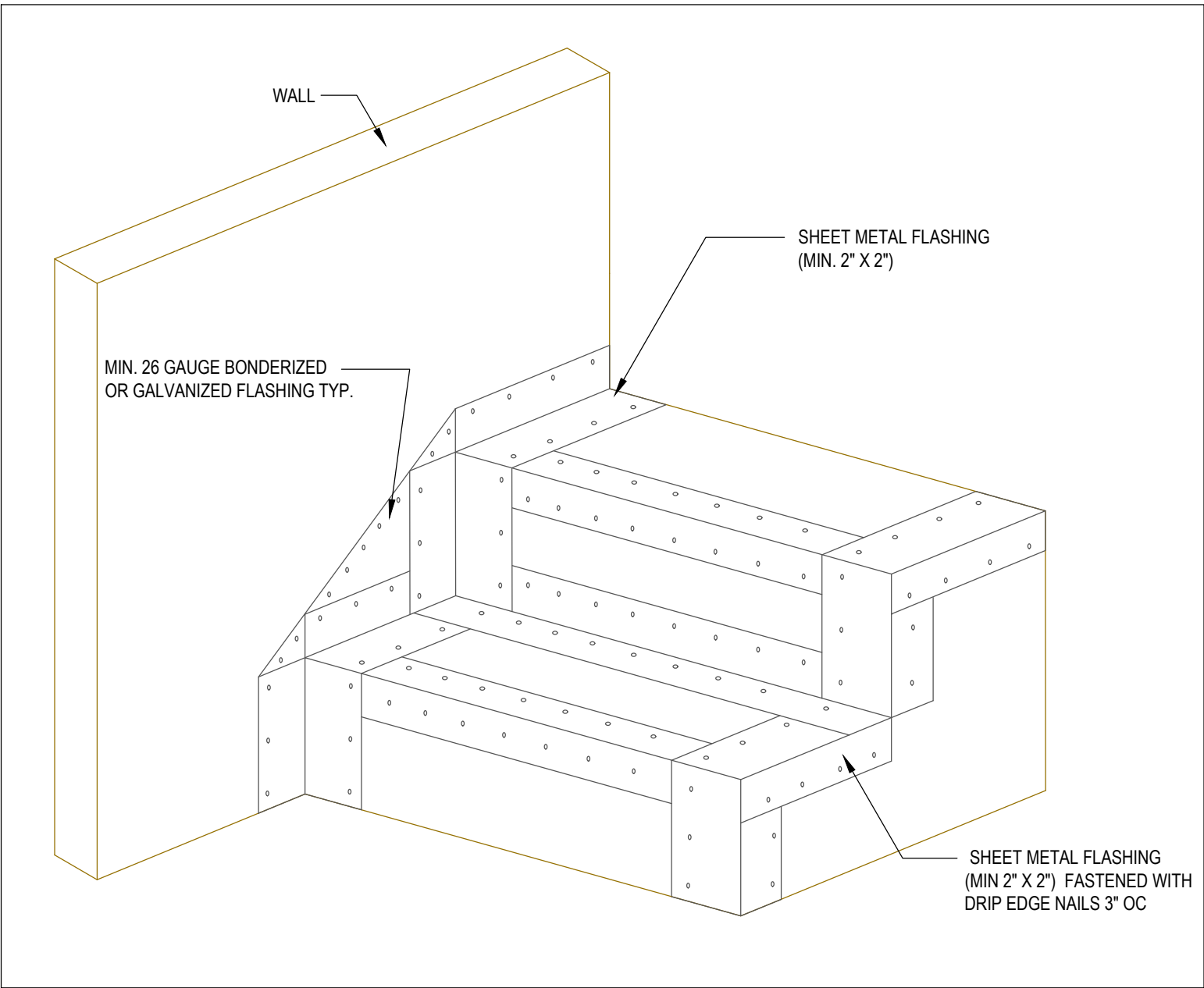
## Notes:

1. For sheet metal installation please refer to detail # 0100-FEC-621-P-ISO

DETAIL #:
0100-FEC-621-P-CS
AVM System 100
Forevercoat

Stair Flashing Over Plywood Substrate

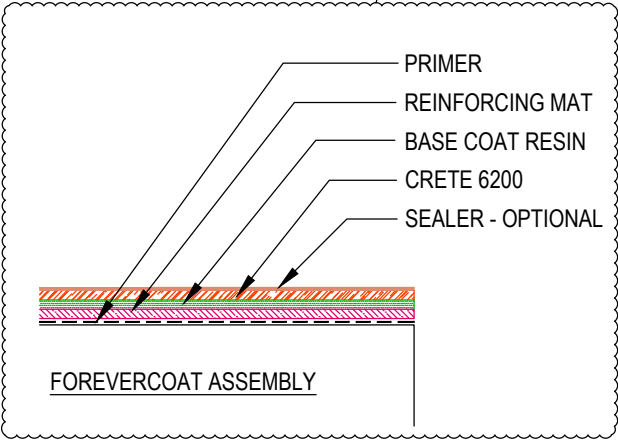
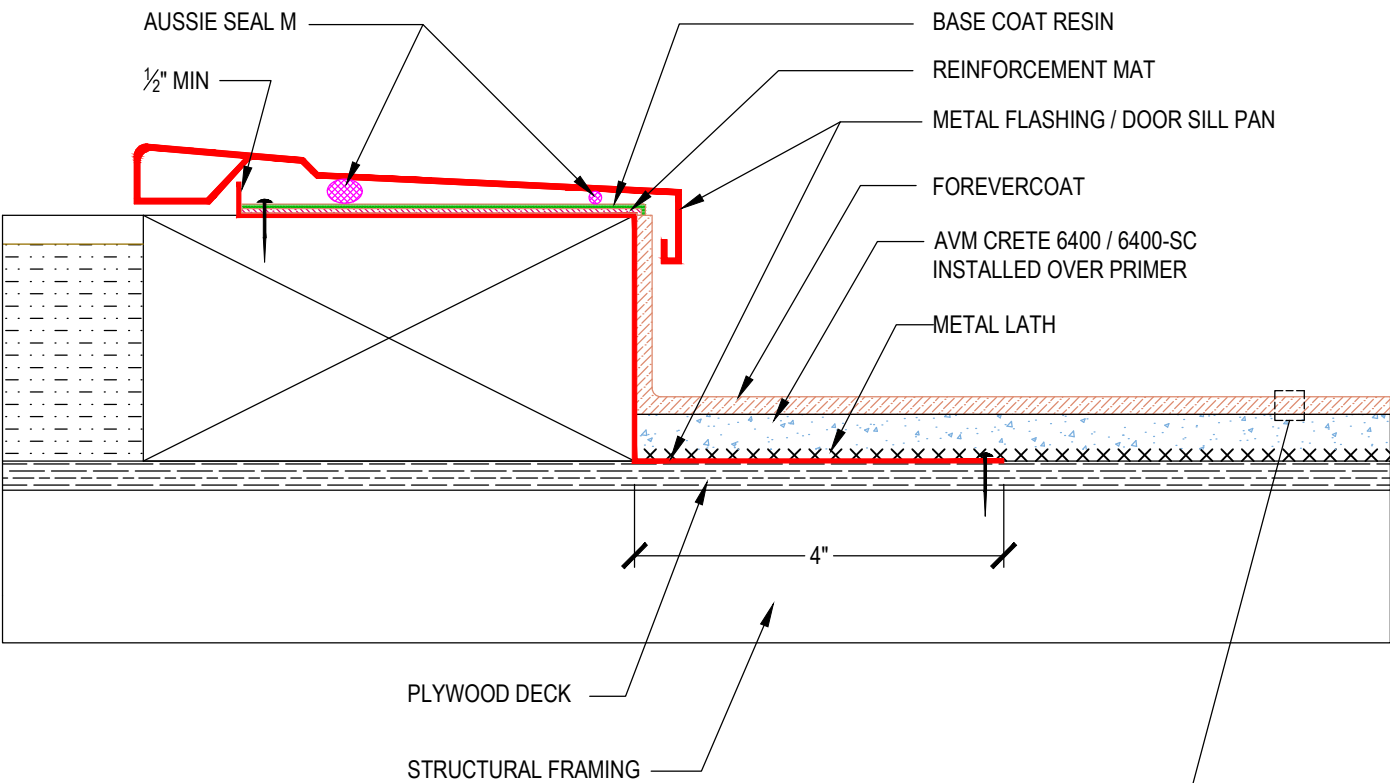
AVM System 100 Forevercoat



DETAIL #:
0100-FEC-642-P-CS
AVM System 100
Forevercoat

Threshold Over Plywood Substrate

AVM System 100 Forevercoat



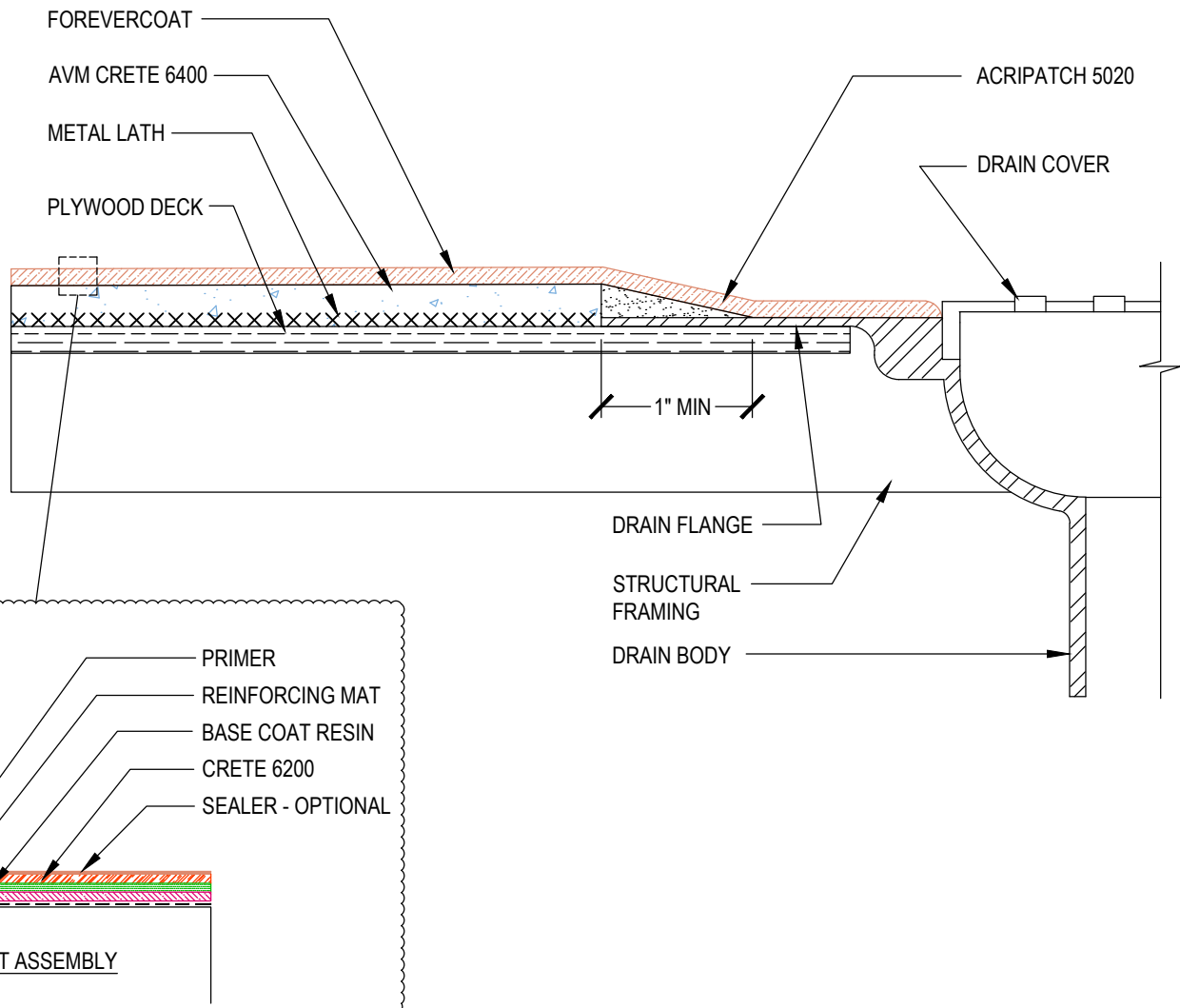
Notes:

- 1. Extend reinforcing mat and base coat resin to back edge of sheet metal flashing
- 2. Membrane to be bonded to sheet metal edge



DETAIL #:  
0100-FEC-752-P-CS  
AVM System 100  
Forevercoat

# Drain Assembly Over Plywood Substrate AVM System 100 Forevercoat



## Notes:

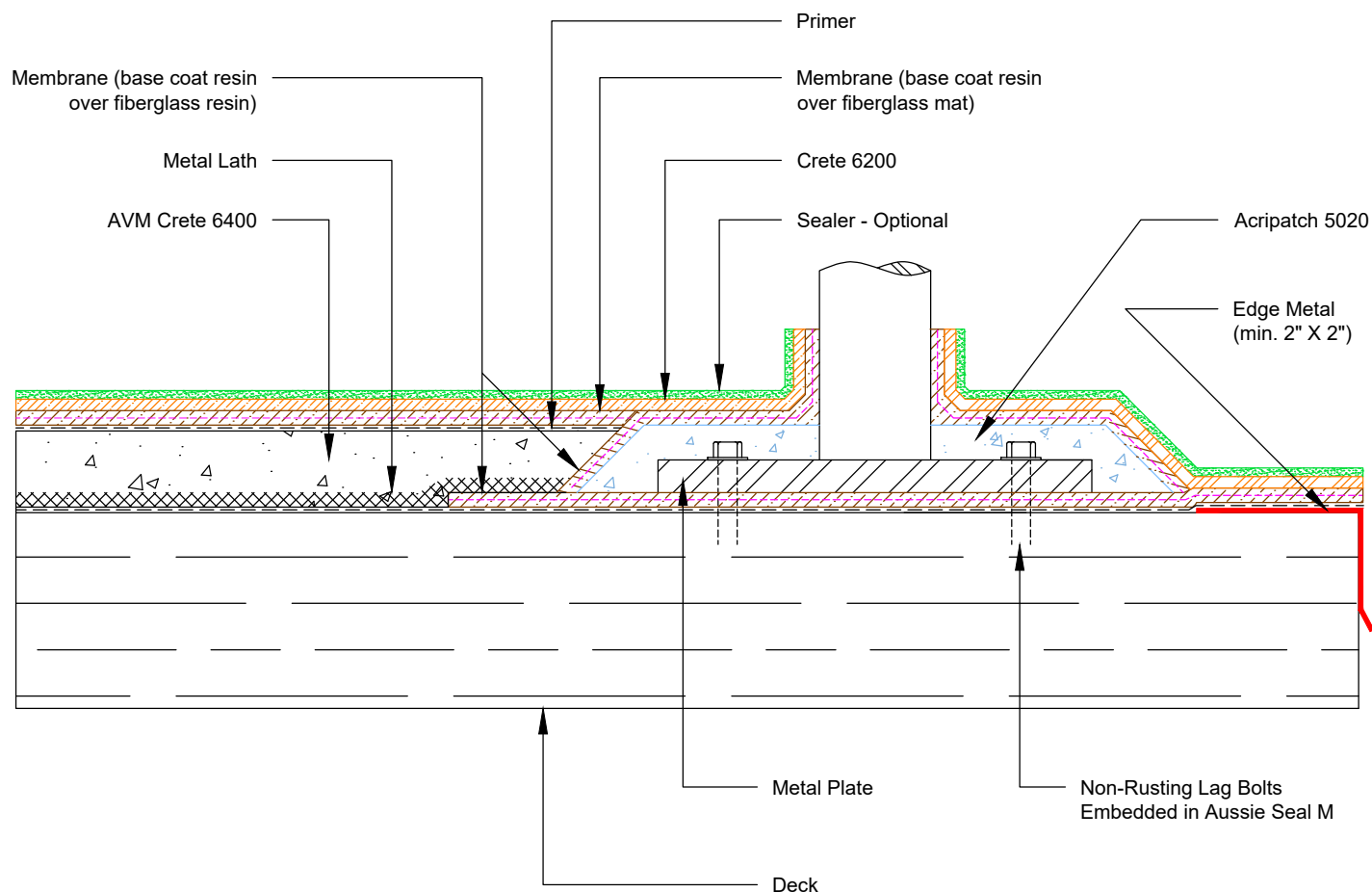
1. Stop AVM Crete 6400 at least 2" before drain opening leaving a minimum of 2" exposed flange
2. Install Acripatch 5020 to transition from Crete 6400 to flange leaving a minimum 1" of flange exposed for direct membrane bonding
2. Ensure drain sits low enough and that there is sufficient slope to properly drain the water

DETAIL #:  
**0100-FEC-862**  
AVM System 100  
Forevercoat

# Railing Support with Mounting Plate

## AVM System 100

### Forevercoat



#### Notes:

1. If there is enough room between outer edge of metal plate and edge metal to install Crete 6400, it must be installed.



## Top Coat Sealers

### Standard Color Selections



381 Mesa Tan



213 Travatan



390 Western Beige



522 Ceramic Beige



307 Navajo White



542 Sedona Red



537 Desert Sand



490 Tawny Pink



480 Desert Rose



440 Pueblo Peach



531 Graphit



212 Spanish Brown



505 Portland Gray



408 Steel Gray



115 Cape Cod Gray



530 Atlantic Gray



515 Western Oak



510 Suede



514 Sandbed



509 Ocean Fog



518 Umber



520 Cinnamon



519 Maple Leaf



548 Clay



536 Almond



436 Village Green



534 Ravenwood



516 Agoura Brown



444 Mesquite Brown



525 Gold Dust

**Note:** Colors shown are as accurate as possible. Applied color appearance may vary because of surface texture, lighting, size, shape, method of application and adjacent colors. AVM Industries, LLC reserves the right of reasonable variation. Colors might vary from batch to batch. When color matching is critical, make a sample for approval. Custom colors and color matching are available at extra charge. For custom colors, minimum orders may apply.

AVM Industries, Inc.  
8245 Remmet Ave, Canoga Park, CA 91304  
888.414.1041 818.888.0050

Quality Waterproofing Products



[www.avmindustries.com](http://www.avmindustries.com)

## Standard Colors for Base Resin 100, Texture 100 & Acri-Patch 5020

Product	White	Silver	Tan	Brown	Custom
Texture 100		○	○	○	○
Base Resin 100		○	○		○
Acri-Patch 5020	○				

### Additional Important Information

AVM Industries' Top Coat Sealers are also available in Clear (#000) and Bright White (#001). Custom colors and color matching are available at extra charge. For custom colors, minimum orders may apply.

### Decorative Concrete Finishes

AVM Industries makes several Concrete-based decorative systems. (See Other AVM Product, below) The colors on this chart may be used when selecting a Concrete color. For these systems, we can either pre tint the liquid additives that are used with the Concrete or provide separate color packs to be added later. Since batches of premixed Concrete vary and pigments have some variations of their own, it is highly recommended you do a test batch with the system's materials and review their colors after 7 days of curing time to view the colors more accurately. (See "Note" on front side)

### Other AVM Products

**AVM System 100** – Elasto Fiberdeck is an ICC and L.A. RR approved traffic bearing waterproofing roof or deck-coating system. The system is designed to waterproof balconies, stairs, walkways, sun decks, patios, courtyards, and other traffic bearing surfaces. The Elasto Fiberdeck 100 system is a Class-A roofing system with a One-Hour Fire Rating over plywood.

**AVM System 200** – is a Decorative Concrete system. It's a decorative traffic bearing deck coating system suitable for concrete substrates where waterproofing is not required. AVM System 200 comes in both gray and white cement and can be applied in many different finishes, colors and stains. It beautifies and adds a non-skid surface to new and existing concrete slabs. Typical areas include pool decks, balconies, stairs, walkways, patios, courtyards, and other traffic bearing surfaces.

**AVM Stamp Crete 300** – is a decorative stamped concrete overlay for resurfacing new and old concrete surfaces. AVM Stamp Crete 300 is available in many different designs, patterns and colors. It is suitable for both residential and commercial structures and is commonly installed in drive-ways, courtyards, walkways and other common traffic areas. AVM Stamp Crete 300 may be installed with AVM System 700 (Under-Tile Waterproofing Membrane) when waterproofing or crack suppression are desired.

**AVM Systems 500/502** – Aussie Membrane/Aussie II are liquid applied black bitumen rubber membranes designed to waterproof retaining walls, planters, between-slabs and other similar types of applications. AVM Systems 500/502 have ICC and L.A. RR approvals.

**AVM System 700** – Under Tile Waterproofing and Anti Fracture Membrane is an ICC and L.A. RR approved tile waterproofing system. It is designed to waterproof surfaces which will have tile, brick, slate, pavers or other similar finished surfaces installed directly over the substrate. AVM 700 may also be used to waterproof shower pans, counter-tops, or other areas in continuously wet environments. AVM System 700 exceeds ANSI A118.10 Specifications.

**AVM System 750** – Under Tile Waterproofing and Anti Fracture Membrane is an IAPMO approved tile waterproofing system. It is designed to waterproof surfaces which will have tile, brick, slate, pavers or other similar finished surfaces installed directly over the substrate. AVM system 750 is ideally suited to waterproof shower pans, ponds, fountains, kitchens, bathrooms, counter-tops, or other areas in continuously wet environments. AVM System 750 exceeds ANSI A118.10 Specifications.

**AVM Crete 6200** – is a polymer fortified concrete mix designed to be used for thin sloping, leveling, slurry and preparation applications ranging in thickness from 0"-1/4" thick. AVM Crete 6200 reaches 6200 PSI after 28 days.

**AVM Crete 6400** – is a polymer fortified concrete mix designed to be used for sloping and leveling applications ranging from 1/8"-4" thick. AVM Crete 6400 reaches 3700 PSI after 28 days.

AVM Industries, Inc.  
8245 Remmet Ave, Canoga Park, CA 91304  
888.414.1041 818.888.0050

Quality Waterproofing Products



[www.avmindustries.com](http://www.avmindustries.com)