



Aussie Cap® 6" (Injectable Tie Back Cover 6")

Sections 036000 / 036400

Injectable Tie Back Cover 6"

Product Name

**Aussie Cap® 6"
(Tie Back Cover 6")**

Manufactured by

AVM Industries, Inc.
8245 Remmet Ave, Canoga Park, CA 91304
888.414.1041 818.888.0050
www.avmindustries.com

Product Description

Heavy Duty Plastic Injectable Tie Back Cover with a 6" tall dome for covering tie-backs and other anchoring devices in below grade blind side waterproofing applications.

Where to Use

On blind side walls such as wood lagging or other soil stabilization systems.

Application Method

Use nails, screws, or fasteners to attach plastic Tie Back covers to the walls.

Warranty

This item is an accessory to our blind side waterproofing systems. Refer to each system's warranty for details.

Delivery, Storage, and Handling

- Delivery of all the tie back covers to the job site must be in their original sealed packaging, with manufacturer's name and label intact.
- Handle and store materials in accordance with printed instructions.
- Shelf Life: unlimited as long as plastic tie back covers are in good physical condition and not brittle, cracked, chipped or broken.
- Store indoors at temperatures between 50°F and 90°F. Do not store materials in direct sunlight.
- Failure to comply with the recommended storage conditions may result in premature deterioration of the product.
- Keep all materials out of the reach of children.



Project Conditions

- All surfaces to which the tie back covers will be attached must be sound and stable, with an even finish and free from sharp protruding items, loose debris, grease, curing agents, or anything else that might damage or prevent the proper installation of the tie back cover of the waterproofing membrane later on.
- Tie back covers may be applied in any weather conditions if it is safe to do so. In very cold weather, plastic may become brittle, so only use screws and screw them in gently.
- Wear safety glasses when installing tie back covers. Warn personnel against hazards or hazardous conditions on the job that might require special protective gear and or any other special protective or safety procedures.
- Protect adjacent surfaces which could be damaged during the installation procedure.

Installation

Securely fasten the Injectable Tie Back Covers to the lagging or other support structures using nails, screws or fasteners. Install nails, screws or fasteners gently especially in cold weather. See Tie Back Cover 6" Installation Instructions for details. Note: Don't over-tighten screws or fasteners, especially in cold weather. Plastic is more brittle and more susceptible to cracking or breaking when cold.

Optional: Once the Tie Back Covers are installed, install the optional AVM Aussie Tube system per the AVM Tie Back 6" Installation Instructions.

Quality Control

- Visually inspect all tie back covers to ensure they are undamaged and are securely attached to the substrate.
- If not, reinstall or replace tie back covers as necessary prior to final acceptance.

Protection of Installed Work

- The Tie Back Covers shall be protected until concrete is properly poured over them.
- Do not leave tie back covers exposed to U.V. for more than 60 days. If longer exposure times are required, temporarily cover them with dark plastic or other means that will block out the U.V.
- Always protect the Tie Back Covers from possible damage. If Tie Back Covers are damaged, contact the waterproofing installer or AVM before proceeding with pouring concrete or applying the membrane.

Availability and Cost

Contact AVM Industries or your approved applicator for pricing and availability.

Technical Services

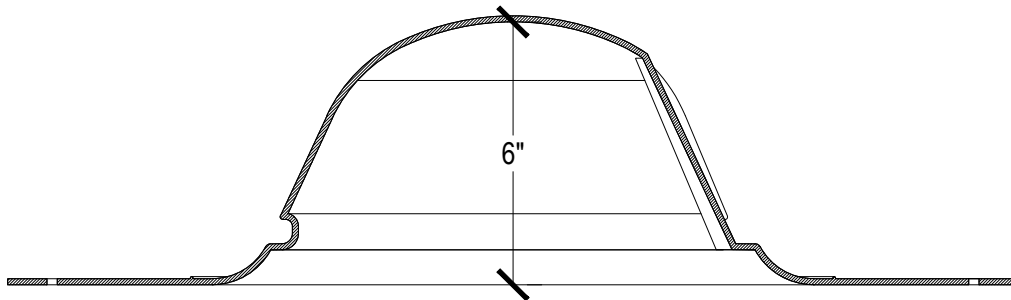
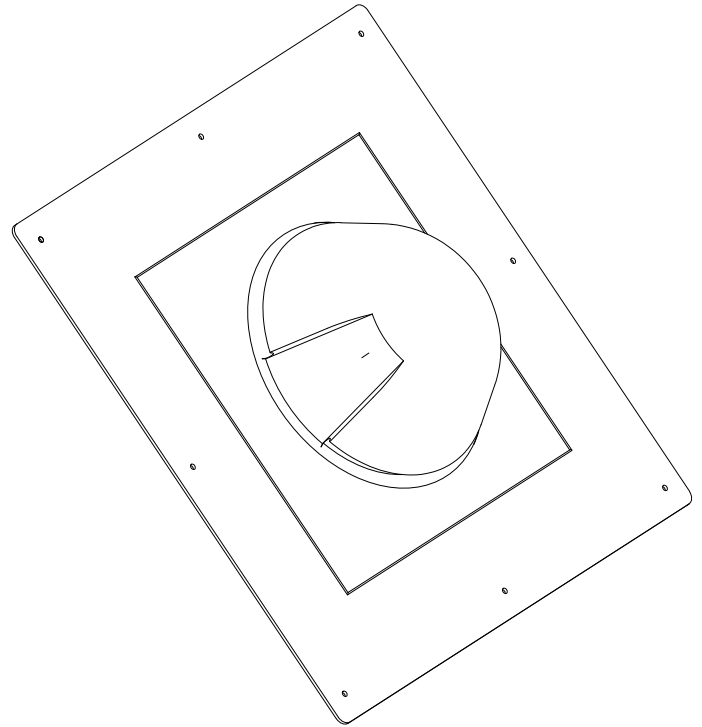
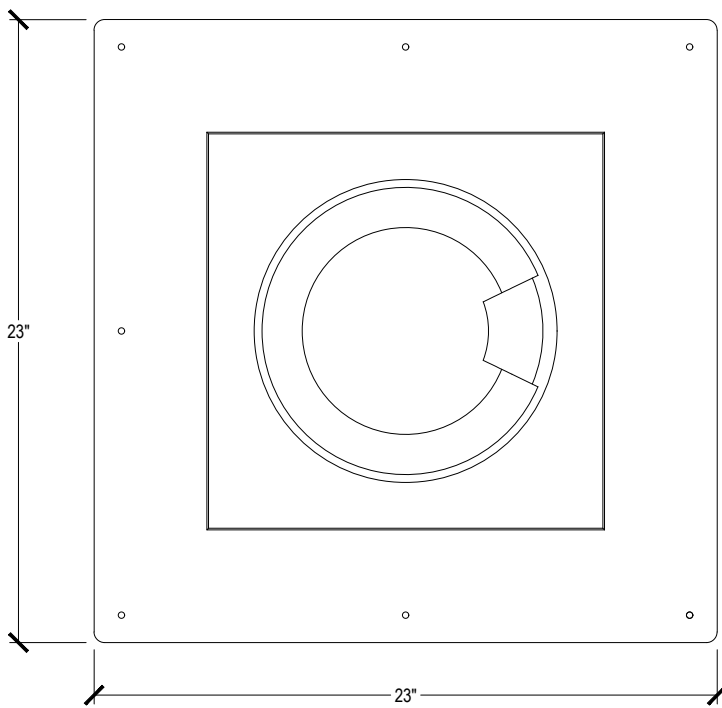
Technical services are available by contacting our offices at: **888.414.1041** or **818.888.0050** or visit **www.avmindustries.com**

System Specifications

See next page.

Technical Data/Properties

Item/Component	Packaging	Approx. Shipping Weights	Qty per Pallet	VOC
Aussie Cap® 6"	10 covers per box	53.6 Pounds (24.35 Kg) / Box	14 Boxes / 140 Covers	N/A



For a complete list of details in CAD or PDF, please visit our website at www.avmindustries.com.

AVM Industries, Inc.
 8245 Remmet Ave, Canoga Park, CA 91304
 888.414.1041 818.888.0050

Quality Waterproofing Products



www.avmindustries.com