



## AVM System 520

### Aussie Membrane 520 PRO

Heavy Duty Below Grade Polyurethane Waterproofing Membrane

#### Tech Data Sheet

Section 071000 / 071400 / 071416  
Fluid Applied Waterproofing

#### Product Name

AVM System 520, Aussie Membrane

#### AVM System No.

AVM System 520

#### By

AVM Industries, Inc.  
8245 Remmet Ave, Canoga Park, CA 91304  
888.414.1041 818.888.0050  
www.avmindustries.com

#### Product Description

The AVM **Aussie Membrane 520 PRO** is a vapor-proof, Gray liquid polyurethane, which dries to a tough, seamless flexible waterproof membrane. The **Aussie Membrane 520 PRO** is a single component cold-applied polyurethane liquid. It exhibits excellent adhesion, strength, elongation and recovery properties.

#### Where to Use

**Below-Grade:** Foundation Walls (Concrete & CMU), Retaining Walls, Basements, Non-potable Water Detention Vaults

**Decks & Planters:** Plaza Decks, Split-Slab Decks, Green Roofs, Planter Boxes

#### Warranty

AVM Industries will warranty the installed membrane for a period of five (5) years. Ten (10) year warranties are also available. For complete warranty details, contact AVM Industries or consult with your applicator.

#### Delivery, Storage, and Handling

- Delivery of all the **AVM System 520** materials to the job site must be in their original sealed containers, with manufacturer's name and label intact.
- Handle and store containers in accordance with printed instructions.
- Store at temperatures between 50°F and 90°F. Do not store materials in direct sunlight or where they may be damaged by water or rain.
- Failure to comply with the recommended storage conditions may result in premature deterioration of the product. For specific storage advice, please contact AVM Industries and/or its representatives.
- Keep all materials out of the reach of children.



- If irritation occurs during use, liberally flush affected areas with water. If irritation continues, see a physician immediately.

#### Project Conditions

- All surfaces to which the **Aussie Membrane 520 PRO** is applied to must be sound and stable, with an even finish and free from dust, loose debris, grease, curing agents, etc.
- Do not apply materials at temperatures below 40°F and falling or if precipitation is imminent. Do not apply materials in direct sunlight at temperatures above 100°F or rising.
- Warn personnel against hazards of materials to skin and eyes. Note other hazardous conditions on the job that might require special protective gear and or any other special protective or safety procedures.
- Protect adjacent surfaces which could be damaged during the application procedure.
- This system must not be used to cover Expansion Joints.

#### System Application

Read the **AVM System 520** Installation Instructions Prior to Installation.

**Green/Wet Concrete:** Concrete substrates do not need to be fully cured. Depending on weather conditions and other factors, the **Aussie Membrane 520 PRO** may be applied to concrete that's been cured a minimum of seven (7) days. Depending on the amount of moisture, epoxy primer 400 may be needed. Do not apply the Aussie Membrane to waterlogged surfaces. Verify adhesion via a properly conducted pull test. Contact AVM for details.

**Non-Vented Decks:** For installation requirements over Non-Vented Decks, refer to the **Aussie Membrane 520 PRO** Installation Instructions.

**PSI:** On traffic bearing surfaces, concrete substrates shall achieve a min compression strength of 2000 psi prior to installation.

#### Quality Control

- Visually inspect all coated surfaces to ensure a full and proper coating application, especially at corners, drainage footings and other hard-to-reach areas.
- All unsatisfactory areas shall be repaired prior to final acceptance.

#### Protection of Installed Work

- The completed section shall be protected for the first 24 hours after application or until the surface is sufficiently cured. (The amount of drying time may vary depending on temperature and humidity conditions)
- Always protect the waterproofing from possible damage. Use Drainage Boards or AVM Approved Protective Panels. Refer to the "Installation Instructions" or to the "**Aussie Membrane 520 PRO** Min Thickness Table" for protection details.

#### Availability and Cost

Contact AVM Industries or your approved applicator for pricing and availability.

#### Technical Services

Technical services are available by contacting our offices at: **888.414.1041** or **818.888.0050** or visit **www.avmindustries.com**

#### System Specifications

See next page.

## System Specifications

Technical Information	Test Method	Test Results
Color		Gray
Solid Content		≥ 95%
VOC Content		75 g/L
Low Temperature Flexibility		No Cracking at -40° (-40°C)
Tensile Strength		2.79 MPa (405 psi)
Elongation at break		726%
Tearing Strength		15 N/mm
Water Impermeability (at .03 MPa, 30 mins)		Impermeable
Resistance to Water	ASTM D 2939	PASS
Low Temperature Crack Bridging	ASTM C836	PASS
Extensibility After Heat Aging	ASTM C836	PASS
Adhesion Strength	ASTM C836	17 lbf/in
Remains in Place During Application	ASTM C 836	PASS (2 coats vertical @ 30 mils wet)
Resistance to Decay (Requirement: ≤ 10%)	ASTM E154-99	5% change
Water Vapor Transmission (Requirement: ≤ 1)	ASTM E96-13	.67 perms
Hydrostatic pressure over 1/8" crack	ASTM 1306-95	17.5 psi
Service Temperature		-25°F to 177° F (-31°C to 80°C)
Application Temperature		-40° to 100° F (4°C to 38°C)
Tack Free Time (hours) <sup>1</sup>		≤ 10 hrs.
Curing Time (hours) <sup>2</sup>		≤ 20 hrs.

1. Based on controlled tests. Tack free times vary based on thickness, temperature, humidity, and other job conditions.

2. Based on controlled tests. Cure times vary based on thickness, temperature, humidity, and other job conditions.

AVM's Aussie Membrane 520 material was evaluated for compliance with ICC-ES AC29:

**Acceptance Criteria for Cold, Liquid-Applied, Below-Grade, Exterior Dampproofing and Waterproofing Materials.**

Item/Component	Packaging	Approx. Shipping Weights	Qty / Pallet	Weight / Pallet	Pallets/ Truck	VOC
Aussie Membrane 520	5-Gal Pail	60 lbs.	36	4050	20	75 g/L

# of pallets per truck varies if shipped to or in USA or to or in Canada and/or if shipped in a shipping container or standard truck. Qty/Truck listed above shows maximum pallets per 40 GP shipping container shipped in or to the USA. Call AVM for details.

For a complete list of details in CAD or PDF, please visit our website at [www.avmindustries.com](http://www.avmindustries.com).

**AVM Industries, Inc.**  
**8245 Remmet Ave, Canoga Park, CA 91304**  
**888.414.1041 818.888.0050**

**Quality Waterproofing Products**

**[www.avmindustries.com](http://www.avmindustries.com)**





# AVM Epoxy Primer 400

## Heavy Duty, Hi Adhesion, Water-Based Epoxy Primer

Sections 071800 / 071813  
Fluid Applied Waterproofing

### Product Name

AVM Epoxy Primer 400

### Manufactured by

AVM Industries, Inc.  
8245 Remmet Ave, Canoga Park, CA 91304  
888.414.1041 818.888.0050  
www.avmindustries.com

### Product Description

AVM Epoxy Primer 400 is a Hi-Performance Hi-Adhesion Zero VOC Water-Based Epoxy Primer.

### Advantages

- Long lasting Adhesion
- Bonds to many different substrates and surfaces
- Easy to Clean
- Can have foot traffic after 20-30 minutes @70°F.
- Interior or Exterior

AVM Primer 400 is environmentally friendly, non toxic, non flammable and has no odor when dry. Furthermore, it helps reduce efflorescence and moisture vapor from leaching through.

### Where to Use

Epoxy primer 400 is a multi-purpose water-based Epoxy Primer. AVM Epoxy Primer 400 will bond to most substrates including concrete, wood, metal, cement boards, drywall, old sealers, old tiles, stone etc. Using AVM Epoxy Primer 400 will allow you to apply many coatings to many different substrates when bonding is a challenge or when the ultimate adhesion is required.

### Warranty

If sold as part of an AVM system, refer to that system's warranty for details. If sold as a stand-alone primer, AVM's standard 1 year warranty applies. For complete warranty information, go to [www.avmindustries.com](http://www.avmindustries.com).

### Delivery, Storage, and Handling

- Delivery of the AVM Primer 400 components must be in their original sealed containers, with manufacturer's name and label intact.
- Handle and store containers in accordance with printed instructions.
- Store at temperatures between 50°F and 90°F. Do not store materials in direct sunlight or where they may be damaged by water or rain.
- Keep all materials out of the reach of children.



- If irritation occurs during use, liberally flush affected areas with water. If irritation continues, see a physician immediately.
- Shelf life is one year from manufacturing date in sealed, unopened containers.

### Project Conditions

- Do not apply materials at temperatures below 50°F, or if precipitation is imminent, or above 90°F if applying in direct sun light.
- Provide adequate ventilation during installation.
- Warn personnel against hazards of materials to skin and eyes.
- Protect adjacent surfaces which could be damaged during the application.

### System Application

Install the Top Coat Sealer 4100 in accordance with its Installation Instructions.

### Preparation

**Preparation:** The substrate surfaces must be structurally sound, clean, dry, and free of efflorescence, dust, dirt, silicone, oil and other contaminants that would prevent the proper penetration and/or bonding of the AVM Primer 400 to the substrate. Joints or cracks should be sealed or filled prior to the application of the AVM Primer 400. AVM Primer 400 may be applied directly over other coatings as long as they are in good condition and properly attached to their substrates. For improved bonding and long lasting adhesion, it is recommended to remove all existing coatings, paints, etc, prior to the application. Depending on existing conditions, additional preparation such as sandblasting or water-blasting might be required, especially when bonding to older cementitious surfaces (Concrete, blocks, slabs, bricks, etc). If you intend to apply the AVM Primer 400 over an existing coating or sealer, make sure it's clean (Pressure washing is highly recommended) and then do a test in a small area to ensure proper bonding. Metal flashings and other sheet metal based surfaces need to be thoroughly cleaned and have all oils, grease etc removed. Lightly sanding these surfaces is highly recommended since it will significantly increase bonding.

**Mixing:** Mix part A separately for 60 seconds using a drill and clean paddle. Mix part B separately for 60 seconds using a drill and clean paddle. Then combine Part A and Part B into a single container and thoroughly mix for 2 additional minutes using a drill and clean paddle. (Product is supplied in kits, so no pre-measuring is required. Make sure to use the entire contents of both Part A and Part B!) AVM Primer 400 is now ready to be applied. (Do not use the primer if it has thickened considerably or if more than 6-8 hours have passed since Part-A and Part-B were mixed together)

### Installation

The AVM Primer 400 can be applied using a sprayer, a brush or roller. When applying with a roller, use a small or medium nap roller cover. Do not over apply material. (Apply a thin coat). If necessary, after the first coat has cured, apply a second coat. Highly porous or difficult to paint substrates, such as split face or Routed blocks, raked joints, etc, may need a second coat to ensure complete and proper coverage and protection. A second application can be made any time after the first coat has sufficiently cured. (Typically 30-60 minutes in 70°F and 50% relative humidity)

### Quality Control

- Visually inspect all coated surfaces to ensure a full and proper coating application, especially at corners, drainage scuppers and other hard-to-reach areas.
- All unsatisfactory areas shall be re-coated before proceeding with other coatings.

### Protection of Installed Work

For best results the completed sections shall be protected from all pedestrian traffic until the surface is sufficiently cured. (The amount of drying time may vary depending on temperature and humidity conditions) Typically, light foot traffic may resume after 30-60 minutes.

### Applying Coatings over the primer

All coatings must be applied over the primer within 8 hours of primer application. If more than 8 hours have gone by since the primer was applied, RE-PRIME!

## Clean Up

Tools may be cleaned with water before resins are dry.

## Availability and Cost

Contact AVM Industries or your approved applicator for pricing and availability.

## Technical Services

Technical services are available by contacting our offices at: **888.414.1041** or **818.888.0050** or visit **www.avmindustries.com**

**Coverages:** Over concrete or metal approx 300 Sq.Ft. per gallon. Over plywood approx 250 Sq.Ft. per gallon. Coverages may vary based on project conditions, method of application and other factors.

**Caution:** Wear eye protection. Avoid eye contact or prolonged contact with skin. Wash thoroughly after handling. If eye irritation occurs, liberally flush for 15 minutes & consult a physician immediately.

**Shelf Life:** One year from date of manufacture in original, sealed, unopened containers.

## KEEP OUT OF REACH OF CHILDREN DO NOT TAKE INTERNALLY

**Warning: Non Flammable.** Avoid breathing vapors or spray mist. Avoid prolonged contact with skin. Will cause injury if ingested. Wash hands thoroughly with warm water and soap after use, especially prior to eating or smoking. Use with adequate ventilation. If any symptoms occur due to the usage or handling of this product, consult a physician immediately.

## System Specifications:

The following coverages are based on controlled tests. Actual coverages may vary.

Material	Over Concrete or Metal Surfaces	Over wood, sealed or textured surfaces	Over Porous Surfaces (CMU)
AVM Epoxy Primer 400	300 sq. ft./gal.	250 sq. ft./gal	150 sq.ft./gal

Item / Component	Packaging	Approx Shipping Weights	VOC
<b>1.25 Gal Kit</b>			
AVM Primer 400 Part A	1.00 gal.	approx 10.0 lbs.	0 Grams/Liter
AVM Primer 400 Part B	0.25 gal.	approx 2.4 lbs.	0 Grams/Liter
<b>5 Gal Kit</b>			
AVM Primer 400 Part A	4.00 gal.	approx 38.0 lbs.	0 Grams/Liter
AVM Primer 400 Part B	1.00 gal.	approx 9.0 lbs.	0 Grams/Liter

For a complete list of details in BIM (revit), CAD or PDF, please visit our website at [www.avmindustries.com](http://www.avmindustries.com).

**AVM Industries, Inc.**  
**8245 Remmet Ave, Canoga Park, CA 91304**  
**888.414.1041 818.888.0050**

**Quality Waterproofing Products**



**www.avmindustries.com**





## AVM Mat 800 Polyester Reinforcing Fabric



Polyester Reinforcing Fabric

### Product Name

AVM System 800

### Manufactured by

AVM Industries, Inc.  
8245 Remmet Ave, Canoga Park, CA 91304  
888.414.1041 818.888.0050  
[www.avmindustries.com](http://www.avmindustries.com)

### Product Description

AVM Mat 800 is a 3 oz/Sq. Yard polyester reinforcing fabric used in multiple waterproofing systems and applications.

### Where to Use

Reinforcing fabric is used in multiple AVM Systems (AVM Systems 100, 500, 502, 520, 700 & 750). Refer to each system's technical data for more information.

### Warranty

Refer to each system's warranty for more information.

### Delivery, Storage, and Handling

- a. a. Delivery of all the AVM mat 800 rolls to the job site must be in their original packaging, with manufacturer's name and label intact.
- b. Handle and store containers and bags in accordance with printed instructions.
- c. Store at temperatures between 50°F and 90°F. Do not store materials in direct sunlight or where they may be damaged by water or rain. Bags must be kept dry!
- d. Keep all materials out of the reach of children.
- e. If irritation occurs during use, liberally flush affected areas with water. If irritation continues, see a physician immediately.

### Project Conditions

Refer to each system's technical data for more information.

### System Application

Refer to each system's technical data for more information.

### Availability and Cost

Contact AVM Industries or your approved applicator for pricing and availability.

### Technical Services

Technical services are available by contacting our offices at: **888.414.1041** or **818.888.0050** or visit [www.avmindustries.com](http://www.avmindustries.com)

### System Specifications

See next page.

The following coverages are based on controlled tests. Actual coverages may vary.

Average Typical Properties	
Weight	3.0-3.2 oz. per square yard
Gauge	18
Fiber	100% Polyester
Yarn	100% Polyester
Tensile Strength (1" Jaws – ASTM D 5034)	
Warp	74 Lbs
Fill	45 Lbs
% Elongation at break (ASTM D 5034)	
Warp	21.3
Fill	51.3
Ball Burst (ASTM D3787	111
Thickness (ASTM D 1777)	.018

These average typical properties are the average results of random tests conducted on this fabric and are not to be construed as performance specifications.

Item / Component	Packaging	Approx Shipping Weights	VOC
AVM Mat 800, 40"	40"x324' roll (1080 Sq.Ft.)	22.6 Lbs	N/A
AVM Mat 800, 12"	12"x300' roll	6.4 Lbs	N/A
AVM Mat 800, 6"	6"x300' roll	3.0 Lbs	N/A
AVM Mat 800, 40" Mini	40"x81' roll (200 Sq.Ft.)	6.2 Lbs	N/A
AVM Mat 800, 6" Mini	6"x81' roll	1.0 Lbs	N/A

For a complete list of details in CAD or PDF, please visit our website at [www.avmindustries.com](http://www.avmindustries.com).

AVM Industries, Inc.  
8245 Remmet Ave, Canoga Park, CA 91304  
888.414.1041 818.888.0050

Quality Waterproofing Products

[www.avmindustries.com](http://www.avmindustries.com)





## **AVM Mat 570**

### **Spunbonded Polyester Mat**



#### **Product Name**

AVM Mat 570

#### **By**

AVM Industries, Inc.  
8245 Remmet Ave, Canoga Park, CA 91304  
888.414.1041 818.888.0050  
[www.avmindustries.com](http://www.avmindustries.com)

#### **Product Description**

AVM Mat 570 is a 1.4 Oz / Sq.Yd. Spunbonded Polyester reinforcing mat.

#### **Where to Use**

AVM Mat 570 is used as reinforcement in AVM System 570 Hot Rubber. Refer to AVM System 570 Tech Data Sheet for complete system information.

#### **Warranty**

This item is sold as a component of AVM System 570, Hot Rubber. Refer to AVM System 570 Hot Rubber warranty for complete warranty information.

#### **Delivery, Storage, and Handling**

- Delivery of all the AVM mat 570 rolls to the job site must be in their original packaging, with manufacturer's name and label intact.
- Handle and store in accordance with printed instructions.
- Store at temperatures between 50°F and 90°F. Do not store materials in direct sunlight or where they may be damaged by water or rain. Keep mat dry!
- Keep all materials out of the reach of children.
- If irritation occurs during use, liberally flush affected areas with water. If irritation continues, see a physician immediately.
- Shelf Life: There is no shelf life limit on this item. As long as it has not degraded or falling apart, it may be used.

#### **Product Application**

Refer to AVM System 570, Hot Rubber Details and Training Manual for installation requirements.

#### **Availability and Cost**

Contact your approved applicator or AVM's distributors for pricing and availability.

#### **Technical Services**

Technical services are available by contacting our offices at: **888.414.1041** or **818.888.0050** or visit [www.avmindustries.com](http://www.avmindustries.com)

#### **System Specifications**

See next page.

## Typical Property Values

AVM Mat 570, Spunbonded Polyester, 1.4 Oz/Sq.Yd.

Trilobal, Straight, Whitened Homopolymer Fibers (excluding binder), Embossed SR

Property	UOM	Typical Value	Test methods
Sheet Grab Tensile (MD)	Lb (N)	29 (129)	ASTM D4632-96
Sheet Grab Tensile (XD)	Lb (N)	22 (96)	ASTM D4632-96
Sheet Trapezoid Tear (MD)	Lb (N)	5.9 (26)	ASTM D1117-98
Sheet Trapezoid Tear (XD)	Lb (N)	7.7 (34)	ASTM D1117-98
Unit Weight	Oz/Sq.Yd (gsm)	1.35-1.4 (46-48)	ASTM D3776-96
Color b	Hunter Units	-1.2	ASTM D42244-93
TexTest Air Permeability	Cfm (cc/s/cm <sup>2</sup> )	607 (308)	ASTM D737-96
Fuzz Rating* Jet Side	Rating Scale	4.4	MFG QP-1028
Fuzz Rating* Belt Side	Rating Scale	4.4	MFG QP-1028
Thickness	Mil (mm)	9.7 (0.25)	ASTM D1777-96

Fuzz results are expressed with an internally developed rating scale based on visual standards that depict the amount of loose fibers on material post abrading the sample.

The above values represent the mean process performance based on full width off average values. This information is to be used as a reference only and does not represent any performance guarantee nor is it an implied specification.

Item/Component	Packaging	Approximate Shipping Weights	VOC
AVM Mat 570	360 Yards long x 48" Wide (4320 sq.ft.)	40.5 lbs (18.4 kg)	N/A
Pallets	16 rolls / pallet	-700 lbs (-318 kg)	N/A

For a complete list of details in CAD or PDF, please visit our website at [www.avmindustries.com](http://www.avmindustries.com).

AVM Industries, Inc.  
8245 Remmet Ave, Canoga Park, CA 91304  
888.414.1041 818.888.0050

Quality Waterproofing Products

[www.avmindustries.com](http://www.avmindustries.com)





# Aussie Seal® M

## Marine-Grade Sealant/Adhesive

### Thermal and Moisture Protection

Sections 071000

Fluid Applied Waterproofing

#### Product Name

**Aussie Seal® M**

#### Manufactured by

AVM Industries, Inc.

8245 Remmet Ave, Canoga Park, CA 91304

888.414.1041 818.888.0050

www.avmindustries.com

#### Product Description

**Aussie Seal® M** is an extra heavy duty, easy to install, Marine-Grade moisture cure polyether Sealant / Adhesive formulated for applications above the water line or after curing below the water line and in areas where solvent based materials are not tolerated. **Aussie Seal® M** is solvent free and contains no isocyanates. It will not shrink upon curing, will not discolor when exposed to U.V., and will not "out-gas" or bubble on damp surfaces as urethane sealants often do. The sealant has resilient elastomeric properties and excellent adhesion to most substrates. It can be used effectively in many difficult conditions, cures rapidly in dry or wet climates, (including under freshly poured concrete) and low temperatures compared to urethane based materials.

#### Where to Use

As a stand-alone sealant or adhesive or in conjunction with many types of waterproofing systems including Below grade bituminous and polyurethane membranes, HDPE Membranes, Acrylic and Urethane Deck Coatings, etc. **Aussie Seal® M** was specifically designed to be used with AVM's waterproofing systems including AVM System 100, Elasto Fiberdeck®, AVM System 100 Forevercoat®, Aussie Membrane® 500, Aussie Membrane® 502, Aussie Skin® 550, Aussie Hot Rubber 570, Aussie Mate® 580-AL, AVM System 650, AVM System 680, AVM System 700 and AVM System 750.

**Aussie Seal® M** may be applied to many substrates including galvanized and bonardized metal, steel, aluminum, copper, cast iron, PVC and ABS pipes, acrylic coatings, polyurethane coatings, HDPE (Aussie Skin sand side and HDPE side), bitumen (Aussie Membranes 500/502), to the aluminum side of Aussie Mate® 580-AL, wood, glass and many other common substrates.

#### Substrate Preparation:

Bonding surfaces must be clean, dry and free of oxidation, mill oils, wax, and release agents that may interfere with adhesion. Dry and fully cure painted surfaces before bonding. Alcohol and ammonia water are effective cleaners for surface preparation. Abraded or irregular surfaces are acceptable bonding surfaces but must be clean and sound.

#### Application Method:

**Aussie Seal® M** is a gun grade material that is applied from caulking guns, high viscosity pump guns, or automated bead application equipment. This product sets rapidly upon exposure to moisture. Open containers must be quickly protected from atmospheric moisture. Mask off areas that must be protected from adhesives. Allow the assembly to cure for 30 minutes to an hour before handling or machining. When bonding two impermeable materials, brief separation and reassembly of the bonding surfaces to expose the adhesive to atmospheric moisture will often accelerate the cure. In extremely dry environments, local humidification may be needed to initiate curing. Low temperature will retard the cure reaction and heat will accelerate the cure reaction. Optimum application temperatures are between 60°F to 100°F (16°C to 38°C). Sealant can be applied at temperatures as low as 20°F (-7°C). For applications below 20°F, refer to cold weather application procedures below.

**Aussie Seal® M** is a moisture cure sealant that in most cases can be installed in wet or damp environments. Typical cure time is 12-24 hours depending on thickness of sealant and environmental conditions. Do not subject the un-cured sealant to hydrostatic conditions. However, in some cases, it may be allowed. Contact your AVM rep for details.

Cold Weather Application (20°F - 50°F) - Keep the sealant warm prior to use. (Store in a warm room or tent at 70°F) Apply the sealant while still warm. If needed, use a heat gun to blow hot air to pre-heat the substrates. Check for proper adhesion once installed.. In very cold weather this may take 14+ days.

If your project requirements do not conform to the above requirements, please contact your local AVM rep for further instructions.

#### Warranty

AVM warrants **Aussie Seal® M**'s performance, provided it is properly stored and applied within 1 year. If **Aussie Seal® M** is proved to be defective, return remaining product and purchase receipt for refund or replacement of product exclusive of labor or cost of labor. This is the sole and exclusive remedy for defects or failure of this product. User must read and follow the direction of the current Technical Data Sheet and SDS prior to product use. User determines suitability of product for intended use and assumes all risks. AVM shall not be liable for damages (including consequential or incidental damages) in excess of the purchase price, except where such exclusion or limitation is prohibited by state law. **This warranty is in lieu of all other warranties, written or oral, statutory, express or implied including any warranty of merchantability or fitness for a particular purpose;** except for the above express warranty given by AVM, the product is sold with all faults. **AVM shall not be responsible for the use of this product in a manner to infringe on any patent or any other intellectual property rights held by others.** For additional warranty claim information, call 818-888-0050.



### Delivery, Storage, and Handling

- Delivery of all the **Aussie Seal® M** materials to the job site must be in their original sealed containers, with manufacturer's name and label intact.
- Shelf Life: Twelve months from date of manufacture when stored at 70°F / 21°C with 50% relative humidity. High temperature and high relative humidity may significantly reduce shelf life. Pails have a shelf life of six months.
- Store at temperatures between 50°F and 75°F. Do not store materials in direct sunlight or where they may be damaged by water or rain.
- Failure to comply with the recommended storage conditions may result in premature deterioration of the product.
- Keep all materials out of the reach of children.

### Quality Control

- Visually inspect all coated surfaces to ensure a full and proper application, especially at penetrations, seams, corners, drainage footings and other hard-to-reach areas.
- All unsatisfactory areas shall be repaired prior to final acceptance.

### Availability and Cost

Contact AVM Industries or your approved applicator for pricing and availability.

### Technical Services

Technical services are available by contacting our offices at: **888.414.1041** or **818.888.0050** or visit **www.avmindustries.com**

The following coverages are based on controlled tests. Actual coverages may vary.

Technical Information		
Viscosity	1,200,000 +/- 400,000 cp at 72°F 22°C)	Brookfield RVF, TF spindle, 4 RPM
Density	11.8 +/- 0.2 lbs per gallon	ASTM D1475
Tack Free Time	20 +/- 10 min	45 +/- 5 % R.H.
Elongation at Break	275 - 325%	ASTM D412
Tensil Strength	325 - 375 psi	ASTM D412
Hardness Shore A	38 - 42	ASTM C661
Low Temp. Flex	-10°F (-23°C) Pass 1/4 inch mandrel	ASTM D816
VOC Content	Less than 15 g/l	ASTM D2369
Shrinkage	No visible shrinkage after 14 days	
Service Temp.	-40°F to 200°F / -40°C to 93°C	

20 oz Sausages, 5 gallon pails and 50 gallon drums are available by special order. Standard color is gray. White or Black are available by special order.

All properties described in this document are derived from testing conducted in laboratory conditions. Properties and performance will vary depending on environmental conditions and application technique. Test and evaluate to determine appropriate usage. Visit [www.avmindustries.com](http://www.avmindustries.com) for the Safety Data Sheet and pertinent documentation.

For a complete list of details in CAD or PDF, please visit our website at [www.avmindustries.com](http://www.avmindustries.com).

AVM Industries, Inc.  
8245 Remmet Ave, Canoga Park, CA 91304  
888.414.1041 818.888.0050

Quality Waterproofing Products

[www.avmindustries.com](http://www.avmindustries.com)





## **AVM Aussie Swell® Red (The Red Waterstop) Expandable Waterstop (75% Bentonite)**

AVM System 940, Aussie Swell® Red, Expandable Waterstop with a minimum 75% Bentonite content.

Sections Section 031100 / 031500 / 031513.16  
Expandable Waterstop

### **Product Name**

AVM Aussie Swell® Red

### **Manufactured by**

AVM Industries, Inc.  
8245 Remmet Ave, Canoga Park, CA 91304  
888.414.1041 818.888.0050  
www.avmindustries.com

### **Product Description**

Aussie Swell Red is a hydrophilic strip waterstop and that is a formulated blend of sodium bentonite & butyl rubber. Aussie Swell Red is an active waterstop which reacts with water to seal construction joints within concrete. The seal resists hydrostatic pressure, stopping the passage of water through the joint. Due to the sodium bentonite content, on contact with water, Aussie Swell Red will swell (expand) within its confinement, self-injecting into localized voids & minor fissures. Aussie Swell Red is an active waterstop designed to replace passive PVC/Rubber waterbars, without the need for pre-formed intersections, split forming or seam welding.

### **Where to Use**

Aussie Swell Red can be applied to concrete, steel or pipe (PVC). Coil ends are butt jointed (not overlapped) to form a continuous waterstop. Use in concrete joints, pipe penetrations, wall-to-floor joints, irregular surfaces, etc.

### **Advantages**

- Non-dimensional swell allows complete injection to surrounding voids.
- Conformable – can be applied to a range of irregular substrates.
- Resists in excess of 6 bar (60m) hydrostatic pressure.
- Swells many times more than its dry volume to form impenetrable gel.
- Simple butt jointing on site application.
- Reproducible swell after wet-dry cycle.
- Unaffected by freeze/thaw cycling.



### **Limitations**

- Aussie Swell Red is not designed to function in movement/expansion joints.
- Aussie Swell Red is designed for minimum 2000 PSI reinforced concrete. Furthermore, it requires confinement and it must be covered by minimum 3" concrete on all sides.
- Aussie Swell Red should not be subjected to submersion or remain in contact with water prior to concrete pour. If the product exhibits any considerable swell prior to concrete pour it must be replaced.
- In conditions where sever ground water or chemical contamination exists or is expected consult manufacture for approval

### **Warranty**

AVM's Standard 5-year material warranty applies. Contact AVM for warranty information.

### **Delivery, Storage, and Handling**

- a. Delivery of all the Aussie Swell Red® components to the job site must be in their original sealed packaging, with manufacturer's name and label intact.
- b. Store indoors in a cool DRY place (away from heat or moisture) at temperatures between 50°F and 90°F. Do not store materials in direct sunlight or where they may be damaged by water or rain.
- c. Keep all materials out of the reach of children.

### **Project Conditions**

- a. Do not apply materials at temperatures below 20°F, or above 110°F if applying in direct sun light.

### **System Application**

Use AVM's Aussie Seal M as the adhesive to install the Aussie Swell Red waterstop. Refer to the Aussie Swell Red Installation instructions, for detailed Installation procedures.

### **Quality Control**

Visually inspect the installed Aussie Swell Red product to ensure it is properly adhered to substrate and that it has not been subjected to premature hydration. Consult with manufacturer if you have any questions.

### **Protection of Installed Work**

The completed Aussie Swell Red system shall be protected until concrete is poured over it. Maximum exposure to UV is 30 days.

### **Availability and Cost**

Contact an AVM authorized distributor for availability and pricing.

### **Technical Services**

Technical services are available by contacting our offices at: **888.414.1041** or **818.888.0050** or visit **www.avmindustries.com**

### **System Specifications**

See next page.

The following coverages are based on controlled tests. Actual coverages may vary.

Item/Component	Item Size	Qty / Box	Qty per Pallet	Weights			VOC
				Each	Box	Pallet	
Aussie Swell Red Coil	16.4 LF (5M)	6 Coils	216 Coils (36 Boxes)	8.58 lb	53.7 lbs	1937 lbs	N/A
Aussie Seal M Cartridge	10.1 oz (300 ml)	12 Cartridges	105 Boxes / 1260 Cartridges	1.0 lb	12.2 lbs	1281 lbs	15 g/l
Aussie Seal M Sausage	20 oz (600 ml)	12 Sausages	45 Boxes / 540 Sausages	2.0 lb	24.4 lbs	1098 lbs	15 g/l

For a complete list of details in CAD or PDF, please visit our website at [www.avmindustries.com](http://www.avmindustries.com).

**AVM Industries, Inc.**  
**8245 Remmet Ave, Canoga Park, CA 91304**  
**888.414.1041 818.888.0050**

**Quality Waterproofing Products**

**[www.avmindustries.com](http://www.avmindustries.com)**





# AVM Drain Board 6000/6020

## Prefabricated Drainage Composites

Sections 334600 / 334613 / 334616 /  
334619 / 334633

Prefabricated Drainage Composites

### Product Name

AVM Drain Board 6000/6020

### Manufactured by

AVM Industries, Inc.  
8245 Remmet Ave, Canoga Park, CA 91304  
888.414.1041 818.888.0050  
www.avmindustries.com

### Product Description

Provides protection for waterproofing systems and managing subsurface water around building foundations. Soil backfill is retained while allowing water to pass into the drainage system providing hydrostatic relief. Collected water is then conveyed to AVM Bottom Drain 6" or AVM Bottom Drain 12", or other collection systems.

Consists of an impermeable polymeric sheet cusped under heat and pressure to form a high flow dimpled drainage core. The core is then bonded to a layer of nonwoven filter fabric. The filter fabric retains soil or sand particles as well as freshly placed concrete or grout, allowing filtered water to pass into the drainage core.

### Where to Use

AVM Drain Board 6000/6200 is ideal for use with foundation walls, retaining walls, planters, roof gardens, bridge abutments, and under slabs.


### AVM Drain Board 6000 / 6020

Maintains a very high flow rate while providing a higher compressive strength for greater depths. A very popular choice for vertical and horizontal single sided drainage applications. Moderate duty.

### AVM Drain Board 6000XL / 6020XL\*

Designed for extra heavy duty vertical and horizontal applications that demand greater compressive strength and improved filtration for challenging soil conditions. Heavier duty drain core & fabric.

\* 6020 and 6020XL are identical to 6000 and 600XL with the addition of a membrane protective film on the back side.



### Delivery, Storage, and Handling

- Packing and shipping: Provide materials in original unopened containers with manufacturer's labels intact and legible.
- Acceptance at site:
  - Unload materials: check for damage.
  - Damaged materials determined by visual inspection will not be accepted.
  - Remove rejected materials from site immediately.
- Storage and protection:
  - Store materials in dry area in manufacturer's protective packaging with labels and installation instructions intact.
  - Store materials under cover, off ground; protect from sunlight.
  - Transmissivity or Flow Q with hydraulic gradient of 1 with confining stress indicated in MANUFACTURED UNITS Article in accord with ASTM D4716-01

### Project Conditions

- All surfaces to which the Drainage Boards are applied to must be clean, sound and stable enough to properly attach and hold onto the drain boards being installed.
- Warn personnel against hazards of working with this product. Sharp edges, weight, etc. Note other hazardous conditions on the job that might require special attention or extra protective gear and or any other special protective or safety procedures.
- Protect adjacent surfaces which could be damaged during the application procedure.

### Inspection of Substrates

- Verify 1% slope to underslab collection pipes or site water drainage system at underslab drainage system location substrate.
- Examine conditions and substrates where products specified in this section are installed; submit written notification of unacceptable conditions or substrates.

### System Application

Refer to installation instructions.

### Quality Control

- Visually inspect all drain board surfaces to ensure a full and proper drain board system application, especially at corners, drainage footings and other hard-to-reach areas.
- All unsatisfactory areas shall be repaired prior to final acceptance.

### Protection of Installed Work

Always protect the waterproofing and drainage system until fully covered with dirt, concrete, shot-crete, etc.

### Availability and Cost

Contact AVM Industries or your approved applicator for pricing and availability.

### Technical Services

Technical services are available by contacting our offices at: **888.414.1041** or **818.888.0050** or visit **www.avmindustries.com**

### System Specifications

See next page.

Physical Properties

Core	6000/6020	6000XL/6020XL	Fabric	6000/6020	6000XL/6020XL
Compressive Strength (ASTM D-1621)	15,000 psf (719 kNm <sup>2</sup> )	16,500 psf (790 kNm <sup>2</sup> )	Flow (ASTM D-4491)	140 gal/min/ft <sup>2</sup> (5704 L/min/m <sup>2</sup> )	110 gal/min/ft <sup>2</sup> (4482 L/min/m <sup>2</sup> )
Thickness (ASTM D-1777)	.40" (10.16 mm)	.40" (10.16 mm)	Puncture (ASTM D-4833)	65 lbs. (.30 kN)	95 lbs. (.42 kN)
Flow (Hydraulic gradient = 1) (ASTM D-4716)	21 g/min/ft (260 L/min/m)	21 g/min/ft (260 L/min/m)	AOS (EOS)	70 U.S. Sieve (.212 mm)	70 U.S. Sieve (.212 mm)
			Grab Tensile (ASTM D-4632)	100 lbs. (.45 kN)	160 lbs. (.71 kN)

General Characteristics					
Roll Length	Roll Width	Roll Weight (approx. lbs.)			
		6000	6020	6000XL	6020XL
50 ft. (15.24 m)	4.0 ft. (1.22 m)	39.0	40.5	45.0	46.5
50 ft. (15.24 m)	6.5 ft. (1.98 m)	63.0	65.5	73.0	75.5
50 ft. (15.24 m)	8.5 ft. (2.59 m)	82.0	85.0	95.0	98.0

Notes:  
AVM Drain Board 6000 in 4' and 6.5' widths are stocked items.  
All other drain board versions are "Special Order" items. Allow 2 weeks lead time for special order items.  
For pricing and availability of special order items, please contact AVM Industries or your local distributor.

For a complete list of details in CAD or PDF, please visit our website at [www.avmindustries.com](http://www.avmindustries.com).







# TECH DATA SHEET

Sections - 334600 / 334616.16 / 334619.16 / 334623.19

## AVM Drain Board 9000/9020/9080

### Prefabricated Drainage Composites

Sections 334600 / 334616.16 /  
334619.16 / 334623.19

Prefabricated Drainage Composites

#### Product Name

AVM Drain Board 9000 / 9020 / 9080

#### Manufactured by

AVM Industries, Inc.  
8245 Remmet Ave, Canoga Park, CA 91304  
888.414.1041 818.888.0050  
www.avmindustries.com

#### Product Description

##### Drain Board for Horizontal Applications:

AVM Drain Board 9000 provides protection for waterproofing systems and collecting excess water in planters, rooftop gardens, and other horizontal surfaces such as in-between slab waterproofing applications. The filter fabric retains soil or sand particles as well as freshly placed concrete or grout, allowing filtered water to pass into the drainage core. The collected water is then conveyed to a proper collection system.

#### Where to Use

AVM Drain Board 9000/9020/9080 is ideal for use with planters, roof gardens, plaza decks, split-slabs, and under slabs.

#### AVM Drain Board 9000

Consists of a heavy duty impermeable polymeric sheet cusped under heat and pressure to form a high flow dimpled drainage core. The core is then bonded to a layer of woven filter fabric. The filter fabric retains soil or sand particles as well as freshly placed concrete or grout, allowing filtered water to pass into the drainage core.

#### AVM Drain Board 9020

The identical properties as AVM Drain Board 9020 with the addition of a protection sheet bonded to the back side of the cusped core providing protection for soft membrane waterproofing systems. AVM Drain Board 9020 is compatible with waterproofing without the use of a protection board.

#### AVM Drain Board 9080

Consists of a heavy-duty impermeable polymeric cusped sheet bonded to a layer of heavy-duty non-woven filter fabric (8 oz./sq. yd).



#### Delivery, Storage, and Handling

- Packing and shipping: Provide materials in original unopened containers with manufacturer's labels intact and legible.
- Acceptance at site:
  - Unload materials: check for damage.
  - Damaged materials determined by visual inspection will not be accepted.
  - Remove rejected materials from site immediately.
- Storage and protection:
  - Store materials in dry area in manufacturer's protective packaging with labels and installation instructions intact.
  - Store materials under cover, off ground; protect from sunlight.
  - Transmissivity or Flow Q with hydraulic gradient of 1 with confining stress indicated in MANUFACTURED UNITS Article in accord with ASTM D4716-01

#### Project Conditions

- All surfaces to which the Drainage Boards are applied to must be clean, sound and stable enough to properly attach and hold onto the drain boards being installed.
- Warn personnel against hazards of working with this product. Sharp edges, weight, etc. Note other hazardous conditions on the job that might require special attention or extra protective gear and or any other special protective or safety procedures.
- Protect adjacent surfaces which could be damaged during the application procedure.

#### Inspection of Substrates

- Verify 1% slope to underslab collection pipes or site water drainage system at underslab drainage system location substrate.
- Examine conditions and substrates where products specified in this section are installed; submit written notification of unacceptable conditions or substrates.

#### System Application

Refer to installation instructions.

#### Quality Control

- Visually inspect all drain board surfaces to ensure a full and proper drain board system application, especially at corners, drainage footings and other hard-to-reach areas.
- All unsatisfactory areas shall be repaired prior to final acceptance.

#### Protection of Installed Work

Always protect the waterproofing and drainage system until fully covered with dirt, concrete, shot-crete, etc.

#### Availability and Cost

Contact AVM Industries or your approved applicator for pricing and availability.

#### Technical Services

Technical services are available by contacting our offices at: **888.414.1041** or **818.888.0050** or visit **www.avmindustries.com**

#### System Specifications

See next page.

Physical Properties

Core	9000/9020	9080	Fabric	9000/9020	9080
Compressive Strength (ASTM D-1621)	21,000 psf (1005 kNm <sup>2</sup> )	21,000 psf (1005 kNm <sup>2</sup> )	Flow (ASTM D-4491)	145 gal/min/ft <sup>2</sup> (5907 L/min/m <sup>2</sup> )	95 gal/min/ft <sup>2</sup> (3866 L/min/m <sup>2</sup> )
Thickness (ASTM D-1777)	.40" (10.16 mm)	.40" (10.16 mm)	Puncture (ASTM D-4833)	100 lbs. (.44 kN)	130 lbs. (.58 kN)
Flow (Hydraulic gradient = 1) (ASTM D-4716)	21 g/min/ft (261 L/min/m)	21 g/min/ft (261 L/min/m)	AOS (EOS)	40 U.S. Sieve (.42 mm)	90 U.S. Sieve (.18 mm)
			Grab Tensile (ASTM D-4632)	355 lbs. (1.62 kN)	205 lbs. (.90 kN)

General Characteristics				
Roll Length	Roll Width	Roll Weight (approx. lbs.)		
		9000	9020	9080
50 ft. (15.24 m)	4 ft. (1.22 m)	50.0	50.0	
50 ft. (15.24 m)	8 ft. (2.45 m)	100.0	100.0	

For a complete list of details in CAD or PDF, please visit our website at [www.avmindustries.com](http://www.avmindustries.com).

**AVM Industries, Inc.**  
8245 Remmet Ave, Canoga Park, CA 91304  
888.414.1041 818.888.0050

**Quality Waterproofing Products**

**[www.avmindustries.com](http://www.avmindustries.com)**





# Aussie Membrane 520

## Safety Data Sheet

Prepared according to Federal Register / Vol. 77, No. 58 / Monday, March 26, 2012 / Rules and Regulations

Revision date: 03/14/2016

Supersedes: 10/20/2015

Version: 1.0

### SECTION 1: Identification of the substance/mixture and of the company/undertaking

#### 1.1. Product identifier

Trade name : Aussie Membrane 520

Product form : Mixture

#### 1.2. Relevant identified uses of the substance or mixture and uses advised against

#### 1.3. Details of the supplier of the safety data sheet

AVM Industries, Inc.  
8245 Remmet Ave  
Canoga Park, CA 91304  
Tel: 818-888-0050  
www.avmindustries.com

#### 1.4. Emergency telephone number

No additional information available

### SECTION 2: Hazards identification

#### 2.1. Classification of the substance or mixture

##### GHS-US classification

Skin Irrit. 2 H315

Eye Irrit. 2A H319

Skin Sens. 1 H317

#### 2.2. Label elements

##### GHS-US labelling

Hazard pictograms (GHS-US) :



GHS07

Signal word (GHS-US) :

**Warning**

Hazard statements (GHS-US) :

H315 - Causes skin irritation

H317 - May cause an allergic skin reaction

H319 - Causes serious eye irritation

Precautionary statements (GHS-US) :

P261 - Avoid breathing mist, vapours

P264 - Wash hands, forearms and face thoroughly after handling

P272 - Contaminated work clothing must not be allowed out of the workplace

P280 - Wear eye protection, face protection, protective gloves, protective clothing

P302+P352 - If on skin: Wash with plenty of soap and water

P305+P351+P338 - IF IN EYES: Rinse cautiously with water for several minutes. Remove contact lenses, if present and easy to do. Continue rinsing

P321 - Specific treatment (see first aid instructions on this label)

P333+P313 - If skin irritation or rash occurs: Get medical advice/attention

P337+P313 - If eye irritation persists: Get medical advice/attention

P362+P364 - Take off contaminated clothing and wash it before reuse

P363 - Wash contaminated clothing before reuse

P501 - Dispose of contents/container to a licensed hazardous-waste disposal contractor or collection site except for empty clean containers which can be disposed of as non-hazardous waste

#### 2.3. Other hazards

No additional information available

#### 2.4. Unknown acute toxicity (GHS US)

No data available

### SECTION 3: Composition/information on ingredients

#### 3.1. Substance

Not applicable

#### 3.2. Mixture

Name	Product identifier	%
Phosphonic acid, (2-ethylhexyl)-, bis(2-ethylhexyl) ester	(CAS No) 126-63-6	10 - 30*

\*In accordance with paragraph (i) of the OSHA Hazard Communication Standard (29 CFR §1910.1200), the specific chemical identity or exact weight % has been withheld as a trade secret

# Aussie Membrane 520

## Safety Data Sheet

Prepared according to Federal Register / Vol. 77, No. 58 / Monday, March 26, 2012 / Rules and Regulations

### SECTION 4: First aid measures

#### 4.1. Description of first aid measures

- First-aid measures general : If exposed or concerned, get medical attention/advice. Show this safety data sheet to the doctor in attendance. Wash contaminated clothing before re-use. Never give anything to an unconscious person.
- First-aid measures after inhalation : IF INHALED: Remove to fresh air and keep at rest in a position comfortable for breathing. Get medical attention if breathing is affected. If breathing is difficult, supply oxygen.
- First-aid measures after skin contact : IF ON SKIN (or clothing): Remove affected clothing and wash all exposed skin with water for at least 15 minutes. If irritation develops or persists, get medical attention.
- First-aid measures after eye contact : IF IN EYES: Immediately flush with plenty of water for at least 15 minutes. Remove contact lenses if present and easy to do so. If pain, blinking, or irritation develops or persists, get medical attention. Continue rinsing.
- First-aid measures after ingestion : IF SWALLOWED: rinse mouth thoroughly. Do not induce vomiting without advice from poison control center or medical professional. Get medical attention if you feel unwell.

#### 4.2. Most important symptoms and effects, both acute and delayed

- Symptoms/injuries : Causes skin irritation. May cause an allergic skin reaction. Causes serious eye irritation.
- Symptoms/injuries after inhalation : May cause respiratory irritation.
- Symptoms/injuries after skin contact : Causes skin irritation. May cause an allergic skin reaction.
- Symptoms/injuries after eye contact : Causes serious eye irritation.
- Symptoms/injuries after ingestion : May cause gastrointestinal irritation.

#### 4.3. Indication of any immediate medical attention and special treatment needed

No additional information available.

### SECTION 5: Firefighting measures

#### 5.1. Extinguishing media

- Suitable extinguishing media : Water spray. carbon dioxide (CO<sub>2</sub>). Sand. Extinguishing powder. Foam.

#### 5.2. Special hazards arising from the substance or mixture

- Fire hazard : Heating may cause a fire.
- Explosion hazard : Product does present an explosion hazard.
- Reactivity : No dangerous reactions known under normal conditions of use.

#### 5.3. Advice for firefighters

- Precautionary measures fire : Keep away from heat, hot surfaces, sparks, open flames and other ignition sources. No smoking.
- Firefighting instructions : Use water spray or fog for cooling exposed containers. Exercise caution when fighting any chemical fire. Do not dispose of fire-fighting water in the environment.
- Protection during firefighting : Do not enter fire area without proper protective equipment, including respiratory protection.
- Other information : Dense smoke emitted when burned without sufficient oxygen.

### SECTION 6: Accidental release measures

#### 6.1. Personal precautions, protective equipment and emergency procedures

- General measures : Evacuate area. Ventilate area. Keep upwind. Spill should be handled by trained clean-up crews properly equipped with respiratory equipment and full chemical protective gear (see Section 8).

##### 6.1.1. For non-emergency personnel

- Protective equipment : Wear Protective equipment as described in Section 8.
- Emergency procedures : Evacuate unnecessary personnel.

##### 6.1.2. For emergency responders

- Protective equipment : Wear suitable protective clothing, gloves and eye or face protection. Approved supplied-air respirator, in case of emergency.

#### 6.2. Environmental precautions

Prevent entry to sewers and public waters. Notify authorities if liquid enters sewers or public waters. Avoid release to the environment.

#### 6.3. Methods and material for containment and cleaning up

- For containment : Contain any spills with dikes or absorbents to prevent migration and entry into sewers or streams.
- Methods for cleaning up : Ensure there is adequate ventilation. Soak up spills with inert solids, such as clay or diatomaceous earth as soon as possible. This material and its container must be disposed of in a safe way, and as per local legislation.

#### 6.4. Reference to other sections

See Sections 8 and 13.

# Aussie Membrane 520

## Safety Data Sheet

Prepared according to Federal Register / Vol. 77, No. 58 / Monday, March 26, 2012 / Rules and Regulations

### SECTION 7: Handling and storage

#### 7.1. Precautions for safe handling

Precautions for safe handling : Do not handle until all safety precautions have been read and understood. Use only in well-ventilated areas. Do not get in eyes, on skin, or on clothing. Wash hands and other exposed areas with mild soap and water before eating, drinking or smoking and when leaving work. Keep away from sources of ignition - No smoking.

#### 7.2. Conditions for safe storage, including any incompatibilities

Technical measures : Take precautionary measures against static discharge.

Storage conditions : Store in a dry, cool and well-ventilated place. Keep the container tightly closed. Protect from sunlight. Prevent exposure to water. Store away from flammable substances. Containers which are opened should be properly resealed and kept upright to prevent leakage.

### SECTION 8: Exposure controls/personal protection

#### 8.1. Control parameters

##### Phosphonic acid, (2-ethylhexyl)-, bis(2-ethylhexyl) ester (126-63-6)

Remark (ACGIH)	OELs not established
Remark (OSHA)	OELs not established

#### 8.2. Exposure controls

Appropriate engineering controls : Provide adequate general and local exhaust ventilation. Use process enclosures, local exhaust ventilation, or other engineering controls to control airborne levels below recommended exposure limits. Use explosion-proof equipment with flammable materials. Ensure adequate ventilation, especially in confined areas.

Personal protective equipment : Gloves. Protective goggles. Protective clothing.



Hand protection : Use gloves chemically resistant to this material when prolonged or repeated contact could occur. Gloves should be classified under Standard EN 374 or ASTM F1296. Suggested glove materials are: Neoprene, Nitrile/butadiene rubber, Polyethylene, Ethyl vinyl alcohol laminate, PVC or vinyl. Suitable gloves for this specific application can be recommended by the glove supplier.

Eye protection : Wear eye protection, including chemical splash goggles and a face shield when possibility exists for eye contact due to spraying liquid or airborne particles.

Skin and body protection : Wear long sleeves, and chemically impervious PPE/coveralls to minimize bodily exposure.

Respiratory protection : Use NIOSH-approved dust/particulate respirator. Where vapor, mist, or dust exceed PELs or other applicable OELs, use NIOSH-approved respiratory protective equipment.

### SECTION 9: Physical and chemical properties

#### 9.1. Information on basic physical and chemical properties

Physical state : Liquid

Appearance : Sticky liquid.

Color : Grey.

Odor : No data available

Odor Threshold : No data available

pH : No data available

Relative evaporation rate (butylacetate=1) : No data available

Melting point : No data available

Freezing point : No data available

Boiling point : No data available

Flash point : No data available

Auto-ignition temperature : No data available

Decomposition temperature : No data available

Flammability (solid, gas) : No data available

Vapour pressure : No data available

Relative vapour density at 20 °C : No data available

Relative density : No data available

Solubility : Insoluble in water.

Log Pow : No data available



# Aussie Membrane 520

## Safety Data Sheet

Prepared according to Federal Register / Vol. 77, No. 58 / Monday, March 26, 2012 / Rules and Regulations

Log Kow	: No data available
Viscosity, kinematic	: No data available
Viscosity, dynamic	: No data available
Explosive properties	: Product does present an explosion hazard.
Oxidising properties	: No data available
Explosive limits	: No data available

### 9.2. Other information

No additional information available

## SECTION 10: Stability and reactivity

### 10.1. Reactivity

No dangerous reactions known under normal conditions of use.

### 10.2. Chemical stability

Stable under recommended handling and storage conditions (see section 7).

### 10.3. Possibility of hazardous reactions

None known.

### 10.4. Conditions to avoid

Heat. Open flame. Sparks.

### 10.5. Incompatible materials

Strong oxidizing agents. Nitric acid. Sulfuric Acid. Lead. acetic anhydride. Nitrobenzene. Ethylene oxide. hydrofluoric acid. Chlorine.

### 10.6. Hazardous decomposition products

Carbon oxides (CO, CO<sub>2</sub>). Water vapor. Volatile organic compounds.

## SECTION 11: Toxicological information

### 11.1. Information on toxicological effects

Acute toxicity	: Not classified
Skin corrosion/irritation	: Causes skin irritation.
Serious eye damage/irritation	: Causes serious eye irritation.
Respiratory or skin sensitisation	: May cause an allergic skin reaction.
Germ cell mutagenicity	: Not classified
Carcinogenicity	: Not classified
Reproductive toxicity	: Not classified
Specific target organ toxicity (single exposure)	: Not classified
Specific target organ toxicity (repeated exposure)	: Not classified.
Aspiration hazard	: Not classified
Symptoms/injuries after inhalation	: May cause respiratory irritation.
Symptoms/injuries after skin contact	: Causes skin irritation. May cause an allergic skin reaction.
Symptoms/injuries after eye contact	: Causes serious eye irritation.
Symptoms/injuries after ingestion	: May cause gastrointestinal irritation.

## SECTION 12: Ecological information

### 12.1. Toxicity

Ecology - general : May cause long-term adverse effects in the environment.

### 12.2. Persistence and degradability

Aussie Membrane 520	
Persistence and degradability	Heavily removable from water.

### 12.3. Bioaccumulative potential

Aussie Membrane 520	
Bioaccumulative potential	May be accumulated in organism.

### 12.4. Mobility in soil

No additional information available

### 12.5. Other adverse effects

No additional information available

# Aussie Membrane 520

## Safety Data Sheet

Prepared according to Federal Register / Vol. 77, No. 58 / Monday, March 26, 2012 / Rules and Regulations

### SECTION 13: Disposal considerations

#### 13.1. Waste treatment methods

- Waste treatment methods : Obtain the consent of pollution control authorities before discharging to wastewater treatment plants.
- Waste disposal recommendations : Dispose in a safe manner in accordance with local/national regulations. Do not allow the product to be released into the environment.

### SECTION 14: Transport information

In accordance with DOT

Not hazardous for transport

#### Additional information

Other information : No supplementary information available.

#### Transport by sea

No additional information available

#### Air transport

No additional information available

### SECTION 15: Regulatory information

#### 15.1. US Federal regulations

##### Aussie Membrane 520

All chemical substances in this product are listed in the EPA (Environment Protection Agency) TSCA (Toxic Substances Control Act) Inventory or are exempt

SARA Section 311/312 Hazard Classes Immediate (acute) health hazard

#### 15.2. International regulations

No additional information available.

#### 15.3. US State regulations

This product does not contain any substances known to the state of California to cause cancer and/or reproductive harm

##### Talc (14807-96-6)

U.S. - Massachusetts - Right To Know List  
U.S. - New Jersey - Right to Know Hazardous Substance List  
U.S. - Pennsylvania - RTK (Right to Know) List

### SECTION 16: Other information

- Indication of changes : Revision 1.0: New SDS Created.
- Revision date : 03/14/2016
- Other information : Author: BCS.

- NFPA health hazard : 2 - Intense or continued exposure could cause temporary incapacitation or possible residual injury unless prompt medical attention is given.
- NFPA fire hazard : 1 - Must be preheated before ignition can occur.
- NFPA reactivity : 0 - Normally stable, even under fire exposure conditions, and are not reactive with water.



#### HMIS III Rating

- Health : 2
- Flammability : 1
- Physical : 0
- Personal Protection :

This information is based on our current knowledge and is intended to describe the product for the purposes of health, safety and environmental requirements only. It should not therefore be construed as guaranteeing any specific property of the product

# Safety Data Sheet

AVM Industries Inc.

Version 1.1      Revision Date 8-5-15

## 1. PRODUCT AND COMPANY IDENTIFICATION

Product Name: Primer 400 Part A    Product Code: 400 Primer Part A

### AVM Industries, Inc.

8245 Remmet Ave, Canoga Park CA 91304-4133

Tel: (818) 888-0050

www.avmindustries.com

### Emergency Contact:

**AVM Industries, Inc.**

**Tel: (818) 888-0050**

## 2. HAZARDS IDENTIFICATION

### GHS Ratings:

Skin sensitizer

1

Skin sensitizer

### GHS Hazards

H317

May cause an allergic skin reaction

### GHS Precautions

P261

Avoid breathing dust, mist, or vapours

P272

Contaminated work clothing should not be allowed out of the workplace

P280

Wear protective gloves, protective clothing, eye protection, and face protection

P321

Specific treatment (see first aid instructions on SDS and on this label)

P363

Wash contaminated clothing before reuse

P302+P352

IF ON SKIN: Wash with soap and water

P333+P313

If skin irritation or a rash occurs: Get medical advice/attention

P501

Dispose contents/containers in accordance with local, state and federal regulations.

Signal Word: Warning



## 3. COMPOSITION/FORMATION ON INGREDIENTS

Chemical Name	CAS number	Weight Concentration %
Oxirane, 2,2'-[(1-methylethylidene)bis(4,1-phenyleneoxymethylene)]bis-, homopolymer	25085-99-8	26.00%

## 4. FIRST AID MEASURES

IF INHALED: Remove to fresh air and keep at rest in a position comfortable for breathing. Get medical attention if breathing is affected. If breathing is difficult, supply oxygen.

IF IN EYES: Immediately flush with plenty of water for at least 15 minutes. Remove contact lenses if present and easy to do so. If pain, blinking, or irritation develops or persists, get medical attention. Continue rinsing.

IF ON SKIN (or clothing): Remove affected clothing and wash all exposed skin with water for at least 15 minutes. If irritation develops or persists, get medical attention.

IF SWALLOWED: rinse mouth thoroughly. Do not induce vomiting without advice from poison control center or medical professional. Get medical attention if you feel unwell.

First-aid measures general: If exposed or concerned, get medical attention/advice. Show this safety data sheet to the doctor in attendance. Wash contaminated clothing before re-use. Never give anything to an unconscious person.

## 5. FIREFIGHTING MEASURES

Flash Point: 249 C (480 F)

LEL:

UEL:

Suitable extinguishing media: Carbon dioxide, Alcohol foam, or dry chemical

Heat builds up pressure in closed containers and can rupture or explode.

Carbon Dioxide, Carbon Monoxide, partially burned Carbon, and acrid fumes.

Use water spray or fog for cooling exposed containers. Exercise caution when fighting any chemical fire. Do not dispose of fire-fighting water in the environment.

Do not enter fire area without proper protective equipment, including respiratory protection

## 6. ACCIDENTAL RELEASE MEASURES

Stop leak at source when it is safe to do so. Use non-sparking tools only. Contain any spills with dikes or absorbents to prevent migration and entry into sewers or streams. Prevent entry to sewers and public waters. Avoid release to the environment. Notify authorities if liquid enters sewers or public waters. This material and its container must be disposed of in a safe way, and as per local legislation.

Absorb the liquid with inert material (such as dry sand or earth) and place it in a chemical waste container. Sweep or shovel spills into appropriate container for disposal.

Persons not wearing protective equipment should be evacuated from area of spill until cleanup has been completed.

Dike and pump the liquid into waste containers.

## 7. HANDLING AND STORAGE

Do not handle until all safety precautions have been read and understood. Keep away from heat, sparks, and open flames. Avoid breathing vapor and mist. Vapors of this material are heavier than air and will collect in low or confined areas. Wash hands and other exposed areas with mild soap and water before eating, drinking or smoking and when leaving work.

Store in a cool, well-ventilated place. Store at temperatures between 50°F-90°F unless otherwise stated. Product must remain in its original sealed containers with manufacturer's name and label in tact. Do not store materials in direct sunlight or where they may be damaged by water or rain. Dry goods (When applicable) must be kept dry.

No Additional Data

## 8. EXPOSURE CONTROLS/PERSONAL PROTECTION

Chemical Name / CAS No.	OSHA Exposure Limits	ACGIH Exposure Limits	Other Exposure Limits
Oxirane, 2,2'-[(1-methylethylidene)bis(4,1-phenyleneoxymethylene)] bis-, homopolymer 25085-99-8	OELs not established	OELs not established	Not Established

Use explosion-proof equipment with flammable materials.

Provide adequate general and local exhaust ventilation. Use process enclosures, local exhaust ventilation, or other engineering controls to control airborne levels below recommended exposure limits. Ensure adequate ventilation, especially in confined areas.

Hand protection: Use gloves chemically resistant to this material when prolonged or repeated contact could occur. Gloves should be classified under Standard EN 374 or ASTM F1296. Suggested glove materials are: Neoprene, Nitrile/butadiene rubber, Polyethylene, Ethyl vinyl alcohol laminate, PVC or vinyl. Suitable gloves for this specific application can be recommended by the glove supplier.

Eye protection: Wear eye protection, including chemical splash goggles and a face shield when possibility exists for eye contact due to spraying liquid or airborne particles.

Skin and body protection: Wear long sleeves, and chemically impervious PPE/coveralls to minimize bodily exposure.

Respiratory protection: Use NIOSH-approved dust/particulate respirator. Where vapor, mist, or dust exceed PELs or other applicable OELs, use NIOSH-approved respiratory protective equipment.

Changed contaminated clothing immediately. Wash contaminated clothing before reuse.

## 9. PHYSICAL AND CHEMICAL PROPERTIES

<b>Appearance:</b> Liquid	<b>Odor:</b> Slight
<b>Vapor Pressure:</b> 19.3 mmHG at 70F	<b>Odor threshold:</b> Not Available
<b>Vapor Density:</b> -99999.0	<b>pH:</b> Not Available
<b>Density:</b> 1.05	<b>Melting point:</b> Not Available
<b>Freezing point:</b> Not Available	<b>Solubility:</b> Not Available
<b>Boiling range:</b> 100°C	<b>Flash point:</b> 480 F, 248 C
<b>Evaporation rate:</b> Not Available	<b>Flammability:</b> Not Available
<b>Explosive Limits:</b> Not Available	<b>Partition coefficient (n-octanol/water):</b> Not Available
<b>Autoignition temperature:</b> Not Available	<b>Decomposition temperature:</b> Not Available
<b>Viscosity:</b> Not Available	<b>Grams VOC/liter less water</b> 0.23

## 10. STABILITY AND REACTIVITY

STABLE

Incompatible materials

No Data Available / Not Applicable

Hazardous decomposition products

No Data Available / Not Applicable

Hazardous polymerization will not occur.

## 11. TOXICOLOGICAL INFORMATION

Mixture Toxicity

Component Toxicity

Toxicological Routes of Entry

**Ingestion**

Specific Target Organs Toxicology

**No Data Available / Not Applicable**

Effects of Overexposure



Carcinogenicity

CAS Number  
None

Description

% Weight

Carcinogen Rating  
No Data Available / Not Applicable

## 12. ECOLOGICAL INFORMATION

No data available

**Component Ecotoxicity**

## 13. DISPOSAL CONSIDERATIONS

Waste treatment methods: Obtain the consent of pollution control authorities before discharging to wastewater treatment plants.

Waste disposal recommendations: Dispose in a safe manner in accordance with local/national regulations . Do not allow the product to be released into the environment.

## 14. TRANSPORT INFORMATION

<u>Agency</u>	<u>Proper Shipping Name</u>	<u>UN Number</u>	<u>Packing Group</u>	<u>Hazard Class</u>
DOT	Not regulated for transport			
IMDG	Not regulated for transport			
IATA	Not regulated for transport			

## 15. REGULATORY INFORMATION

U.S. Federal Regulations

**State of California Safe Drinking Water and Toxic Enforcement Act of 1986 (Proposition 65):**

WARNING! This product contains the following chemicals which are listed by the State of California as carcinogenic or a reproductive toxin:

67-56-1 Methyl alcohol Reproductive Toxin

The following chemicals are reportable under Sara 313

- None

<u>Country</u>	<u>Regulation</u>	<u>All Components Listed</u>
USA	Toxic Substances Control Act (listed or exempt)	Yes

## 16. OTHER INFORMATION

*This information is provided in good faith and is correct to the best of AVM Industries' knowledge as of the date hereof and is designed to assist our customers; however, AVM makes no representation as to its completeness or accuracy. This product is intended for sale to mainly professional contractor. We require customers to satisfy themselves as to the suitability for their specific applications. Any use which AVM Industries customers or third parties make of this information, or any reliance on, or decisions made based upon it, are the responsibility of such customer or third party. AVM Industries disclaims responsibility for damages, or liability of any kind resulting from the use of this information. THERE ARE NO WARRANTIES OR REPRESENTATIONS, EXPRESS OR IMPLIED, INCLUDING THOSE OF MERCHANTABILITY OR FITNESS FOR A PARTICULAR PURPOSE WITH RESPECT TO THIS INFORMATION OR TO THE PRODUCT IT DESCRIBES. IN NO EVENT SHALL AVM INDUSTRIES BE*

*LIABLE FOR SPECIAL, INCIDENTAL, OR CONSEQUENTIAL DAMAGES.*

Reviewer Revision

Date Prepared: 9/22/2015

# Safety Data Sheet

AVM Industries Inc.

Version 1.1      Revision Date 8-5-15

## 1. PRODUCT AND COMPANY IDENTIFICATION

Product Name: Primer 400 Part B    Product Code: 400 Primer Part B

### **AVM Industries, Inc.**

8245 Remmet Ave, Canoga Park CA 91304-4133

Tel: (818) 888-0050

www.avmindustries.com

### **Emergency Contact:**

**AVM Industries, Inc.**

**Tel: (818) 888-0050**

## 2. HAZARDS IDENTIFICATION

### **GHS Ratings:**

Skin corrosive	2	Reversible adverse effects in dermal tissue, Draize score: $\geq 2.3 < 4.0$ or persistent inflammation
Eye corrosive	1	Serious eye damage: Irreversible damage 21 days after exposure, Draize score: Corneal opacity $\geq 3$ , Iritis $> 1.5$
Skin sensitizer	1	Skin sensitizer

### **GHS Hazards**

H315	Causes skin irritation
H317	May cause an allergic skin reaction
H318	Causes serious eye damage

### **GHS Precautions**

P261	Avoid breathing dust, mist, or vapours
P264	Wash hands, forearms and face thoroughly after handling
P272	Contaminated work clothing should not be allowed out of the workplace
P280	Wear protective gloves, protective clothing, eye protection, and face protection
P310	Immediately call a POISON CENTER or doctor/physician
P321	Specific treatment (see first aid instructions on SDS and on this label)
P362	Take off contaminated clothing and wash before reuse
P363	Wash contaminated clothing before reuse
P302+P352	IF ON SKIN: Wash with soap and water
P305+P351+P338	IF IN EYES: Rinse continuously with water for several minutes. Remove contact lenses if present and easy to do – continue rinsing
P332+P313	If skin irritation occurs: Get medical advice/attention
P333+P313	If skin irritation or a rash occurs: Get medical advice/attention
P501	Dispose contents/containers in accordance with local, state and federal regulations.

**Signal Word: Danger**



### 3. COMPOSITION/IFORMATION ON INGREDIENTS

Chemical Name	CAS number	Weight Concentration %
Polyamine Polymer	Polyamine Polymer	19.00%
Propylene glycol diamine, 2-amino-, diether with Propylene	9046-10-0	2.00%
Tetraethylenepentamine	112-57-2	1.00% - 5.00%

### 4. FIRST AID MEASURES

IF INHALED: Remove to fresh air and keep at rest in a position comfortable for breathing. Get medical attention if breathing is affected. If breathing is difficult, supply oxygen.

IF IN EYES: Immediately flush with plenty of water for at least 15 minutes. Remove contact lenses if present and easy to do so. Get medical attention immediately. Continue rinsing.

IF ON SKIN (or clothing): Remove affected clothing and wash all exposed skin with water for at least 15 minutes . If irritation develops or persists, get medical attention.

IF SWALLOWED: rinse mouth thoroughly. Do not induce vomiting without advice from poison control center or medical professional. Get medical attention if you feel unwell.

First-aid measures general: If exposed or concerned, get medical attention/advice. Show this safety data sheet to the doctor in attendance. Wash contaminated clothing before re-use. Never give anything to an unconscious person.

### 5. FIREFIGHTING MEASURES

Flash Point: 100 C (212 F)

LEL:

UEL:

Suitable extinguishing media: Carbon dioxide, Alcohol foam, or dry chemical

Heat builds up pressure in closed containers and can rupture or explode.

Carbon Dioxide, Carbon Monoxide, partially burned Carbon, and acrid fumes.

Use water spray or fog for cooling exposed containers. Exercise caution when fighting any chemical fire. Do not dispose of fire-fighting water in the environment.

Do not entire fire area without proper protective equipment, including respiratory protection

### 6. ACCIDENTAL RELEASE MEASURES

Stop leak at source when it is safe to do so. Use non-sparking tools only. Contain any spills with dikes or absorbents to prevent migration and entry into sewers or streams. Prevent entry to sewers and public waters. Avoid release to the environment. Notify authorities if liquid enters sewers or public waters. This material and its container must be disposed of in a safe way, and as per local legislation .

Absorb the liquid with inert material (such as dry sand or earth) and place it in a chemical waste container. Sweep or shovel spills into appropriate container for disposal.

Persons not wearing protective equipment should be evacuated from area of spill until cleanup has been completed.

Dike and pump the liquid into waste containers.

### 7. HANDLING AND STORAGE

Do not handle until all safety precautions have been read and understood. Keep away from heat, sparks, and open flames. Avoid breathing vapor and mist. Vapors of this material are heavier than air and will collect in low or confined areas. Wash hands and other exposed areas with mild soap and water before eating, drinking or smoking and when leaving work.

Store in a cool, well-ventilated place. Store at temperatures between 50°F-90°F unless otherwise stated. Product must remain in its original sealed containers with manufacturer's name and label in tact. Do not store materials in direct sunlight or where they may be damaged by water or rain. Dry goods (When applicable) must be kept dry.

No Additional Data

## 8. EXPOSURE CONTROLS/PERSONAL PROTECTION

Chemical Name / CAS No.	OSHA Exposure Limits	ACGIH Exposure Limits	Other Exposure Limits
Polyamine Polymer Polyamine Polymer	Not Established	Not Established	Not Established
Propylene glycol diamine, 2-amino-, diether with Propylene 9046-10-0	OELs not established	OELs not established	Not Established
Tetraethylenepentamine 112-57-2	OELs not established	OELs not established	Not Established

Use explosion-proof equipment with flammable materials.

Provide adequate general and local exhaust ventilation. Use process enclosures, local exhaust ventilation, or other engineering controls to control airborne levels below recommended exposure limits. Ensure adequate ventilation, especially in confined areas.

Hand protection: Use gloves chemically resistant to this material when prolonged or repeated contact could occur. Gloves should be classified under Standard EN 374 or ASTM F1296. Suggested glove materials are: Neoprene, Nitrile/butadiene rubber, Polyethylene, Ethyl vinyl alcohol laminate, PVC or vinyl. Suitable gloves for this specific application can be recommended by the glove supplier.

Eye protection: Wear eye protection, including chemical splash goggles and a face shield when possibility exists for eye contact due to spraying liquid or airborne particles.

Skin and body protection: Wear long sleeves, and chemically impervious PPE/coveralls to minimize bodily exposure.

Respiratory protection: Use NIOSH-approved dust/particulate respirator. Where vapor, mist, or dust exceed PELs or other applicable OELs, use NIOSH-approved respiratory protective equipment.

Changed contaminated clothing immediately. Wash contaminated clothing before reuse.

## 9. PHYSICAL AND CHEMICAL PROPERTIES

<p><b>Appearance:</b> Liquid</p> <p><b>Vapor Pressure:</b> -99999 mmHg</p> <p><b>Vapor Density:</b> -99999.0</p> <p><b>Density:</b> 1.03</p> <p><b>Freezing point:</b> Not Available</p> <p><b>Boiling range:</b> 100°C</p> <p><b>Evaporation rate:</b> Not Available</p> <p><b>Explosive Limits:</b> Not Available</p> <p><b>Autoignition temperature:</b> Not Available</p> <p><b>Viscosity:</b> Not Available</p>	<p><b>Odor:</b> Slight</p> <p><b>Odor threshold:</b> Not Available</p> <p><b>pH:</b> Not Available</p> <p><b>Melting point:</b> Not Available</p> <p><b>Solubility:</b> Not Available</p> <p><b>Flash point:</b> 212 F, 100 C</p> <p><b>Flammability:</b> Not Available</p> <p><b>Partition coefficient (n-octanol/water):</b> Not Available</p> <p><b>Decomposition temperature:</b> Not Available</p> <p><b>Grams VOC/liter less water</b> 0.00</p>
--	---

## 10. STABILITY AND REACTIVITY

STABLE

Incompatible materials

No Data Available / Not Applicable

Hazardous decomposition products

No Data Available / Not Applicable

Hazardous polymerization will not occur.

## 11. TOXICOLOGICAL INFORMATION

### Mixture Toxicity

### Component Toxicity

112-57-2      Tetraethylenepentamine  
Oral LD50: 3,990 mg/kg (Rat)

### Toxicological Routes of Entry

**Inhalation**      **Skin Contact**      **Eye Contact**      **Ingestion**

### Specific Target Organs Toxicology

**No Data Available / Not Applicable**

### Effects of Overexposure

### Carcinogenicity

<u>CAS Number</u>	<u>Description</u>	<u>% Weight</u>	<u>Carcinogen Rating</u>
None			No Data Available / Not Applicable

## 12. ECOLOGICAL INFORMATION

No data available

### Component Ecotoxicity

Tetraethylenepentamine      72 Hr EC50 Pseudokirchneriella subcapitata: 2.1 mg/L  
96 Hr LC50 Poecilia reticulata: 420 mg/L [static]  
48 Hr EC50 Daphnia magna: 24.1 mg/L

## 13. DISPOSAL CONSIDERATIONS

Waste treatment methods: Obtain the consent of pollution control authorities before discharging to wastewater treatment plants.

Waste disposal recommendations: Dispose in a safe manner in accordance with local/national regulations . Do not allow the product to be released into the environment.

## 14. TRANSPORT INFORMATION

<u>Agency</u>	<u>Proper Shipping Name</u>	<u>UN Number</u>	<u>Packing Group</u>	<u>Hazard Class</u>
DOT	Not regulated for transport			
IMDG	Not regulated for transport			
IATA	Not regulated for transport			

## 15. REGULATORY INFORMATION

U.S. Federal Regulations

### State of California Safe Drinking Water and Toxic Enforcement Act of 1986 (Proposition 65):

WARNING! This product contains the following chemicals which are listed by the State of California as carcinogenic or a reproductive toxin:

- None

The following chemicals are reportable under Sara 313

- None

**Country**

USA

**Regulation**

Toxic Substances Control Act (listed or exempt)

**All Components Listed**

Yes

## 16. OTHER INFORMATION

*This information is provided in good faith and is correct to the best of AVM Industries' knowledge as of the date hereof and is designed to assist our customers; however, AVM makes no representation as to its completeness or accuracy. This product is intended for sale to mainly professional contractor. We require customers to satisfy themselves as to the suitability for their specific applications. Any use which AVM Industries customers or third parties make of this information, or any reliance on, or decisions made based upon it, are the responsibility of such customer or third party. AVM Industries disclaims responsibility for damages, or liability of any kind resulting from the use of this information. THERE ARE NO WARRANTIES OR REPRESENTATIONS, EXPRESS OR IMPLIED, INCLUDING THOSE OF MERCHANTABILITY OR FITNESS FOR A PARTICULAR PURPOSE WITH RESPECT TO THIS INFORMATION OR TO THE PRODUCT IT DESCRIBES. IN NO EVENT SHALL AVM INDUSTRIES BE LIABLE FOR SPECIAL, INCIDENTAL, OR CONSEQUENTIAL DAMAGES.*

Reviewer Revision

Date Prepared: 9/22/2015





# AVM Mat 800

## Safety Data Sheet

Prepared according to Federal Register / Vol. 77, No. 58 / Monday, March 26, 2012 / Rules and Regulations

Revision date: 05/01/2017

Supersedes:

Version: 1.0

### SECTION 1: Identification of the substance/mixture and of the company/undertaking

#### 1.1. Product identifier

Product name : AVM Mat 800

Product form : Mixtures

#### 1.2. Relevant identified uses of the substance or mixture and uses advised against

Use of the substance/mixture : Polyester stitchbonded fabric

#### 1.3. Details of the supplier of the safety data sheet

AVM Industries, Inc.  
8245 Remmet Ave  
Canoga Park, CA 91304  
Tel: 818-888-0050  
Fax: 818-888-0030  
www.avmindustries.com

#### 1.4. Emergency telephone number

No additional information available

### SECTION 2: Hazards identification

#### 2.1. Classification of the substance or mixture

##### GHS-US classification

Not classified

#### 2.2. Label elements

##### GHS-US labelling

No labelling applicable

#### 2.3. Other hazards

No additional information available

#### 2.4. Unknown acute toxicity (GHS US)

No data available

### SECTION 3: Composition/information on ingredients

#### 3.1. Substances

Not applicable

#### 3.2. Mixtures

Name	Product identifier	%
Contains no hazardous ingredients at levels requiring disclosure by the OSHA Hazard Communication Standard (29 CFR 1910.1200)		

### SECTION 4: First aid measures

#### 4.1. Description of first aid measures

First-aid measures general	: If exposed or concerned, get medical attention/advice. Show this safety data sheet to the doctor in attendance. Wash contaminated clothing before re-use. Never give anything to an unconscious person.
First-aid measures after inhalation	: IF INHALED: Remove to fresh air and keep at rest in a position comfortable for breathing. Get medical attention if breathing is affected. If breathing is difficult, supply oxygen.
First-aid measures after skin contact	: IF ON SKIN (or clothing): Remove affected clothing and wash all exposed skin with water for at least 15 minutes. If irritation develops or persists, get medical attention.
First-aid measures after eye contact	: IF IN EYES: Immediately flush with plenty of water for at least 15 minutes. Remove contact lenses if present and easy to do so. Continue rinsing if pain, blinking, or irritation develops or persists, get medical attention. Continue rinsing.
First-aid measures after ingestion	: IF SWALLOWED: rinse mouth thoroughly. Do not induce vomiting without advice from poison control center. Get medical attention if you feel unwell.

#### 4.2. Most important symptoms and effects, both acute and delayed

Symptoms/effects	: Not expected to present a significant hazard under anticipated conditions of normal use.
Symptoms/effects after inhalation	: May cause respiratory irritation.
Symptoms/effects after skin contact	: May cause skin irritation.
Symptoms/effects after eye contact	: Direct contact with eyes is likely to be irritating.
Symptoms/effects after ingestion	: May cause gastrointestinal irritation.

# AVM Mat 800

## Safety Data Sheet

Prepared according to Federal Register / Vol. 77, No. 58 / Monday, March 26, 2012 / Rules and Regulations

### 4.3. Indication of any immediate medical attention and special treatment needed

No additional information available.

## SECTION 5: Firefighting measures

### 5.1. Extinguishing media

Suitable extinguishing media : Water spray. Water fog. carbon dioxide (CO<sub>2</sub>). Dry chemical. Foam.

### 5.2. Special hazards arising from the substance or mixture

Fire hazard : Molten polyester can cause severe burns to the skin.

Explosion hazard : Product is not explosive.

Reactivity : No dangerous reactions known under normal conditions of use.

### 5.3. Advice for firefighters

Precautionary measures fire : Keep away from heat, hot surfaces, sparks, open flames and other ignition sources. No smoking.

Protection during firefighting : Evacuate unnecessary personnel. Do not enter fire area without proper protective equipment, including respiratory protection.

Other information : Avoid breathing smoke, fumes, decomposition products.

## SECTION 6: Accidental release measures

### 6.1. Personal precautions, protective equipment and emergency procedures

General measures : Evacuate area. Ventilate area. Keep upwind. Spill should be handled by trained clean-up crews properly equipped with respiratory equipment and full chemical protective gear (see Section 8).

#### 6.1.1. For non-emergency personnel

Protective equipment : Wear Protective equipment as described in Section 8.

Emergency procedures : Evacuate unnecessary personnel.

#### 6.1.2. For emergency responders

Protective equipment : Wear suitable protective clothing, gloves and eye or face protection. Approved supplied-air respirator, in case of emergency.

### 6.2. Environmental precautions

Prevent entry to sewers and public waters. Notify authorities if liquid enters sewers or public waters. Avoid release to the environment.

### 6.3. Methods and material for containment and cleaning up

For containment : Contain and collect as any solid.

Methods for cleaning up : Dispose of material in compliance with local, state, and federal regulations.

### 6.4. Reference to other sections

See Sections 8 and 13.

## SECTION 7: Handling and storage

### 7.1. Precautions for safe handling

Precautions for safe handling : Handle in accordance with good industrial hygiene and safety procedures. Use only in well-ventilated areas. Avoid dust formation. Wash hands and other exposed areas with mild soap and water before eating, drinking or smoking and when leaving work.

### 7.2. Conditions for safe storage, including any incompatibilities

Storage conditions : Store in dry, well-ventilated area. Keep away from ignition sources.

## SECTION 8: Exposure controls/personal protection

### 8.1. Control parameters

No data available

### 8.2. Exposure controls

Appropriate engineering controls : Provide adequate general and local exhaust ventilation. Use process enclosures, local exhaust ventilation, or other engineering controls to control airborne levels below recommended exposure limits. Use explosion-proof equipment with flammable materials. Ensure adequate ventilation, especially in confined areas.

Personal protective equipment : Gloves. Protective goggles.



Hand protection : Use gloves chemically resistant to this material when prolonged or repeated contact could occur.

# AVM Mat 800

## Safety Data Sheet

Prepared according to Federal Register / Vol. 77, No. 58 / Monday, March 26, 2012 / Rules and Regulations

Eye protection	: Wear eye protection, including chemical splash goggles and a face shield when possibility exists for eye contact due to spraying liquid or airborne particles.
Skin and body protection	: Wear long sleeves, and chemically impervious PPE/coveralls to minimize bodily exposure.
Respiratory protection	: Use NIOSH (or other equivalent national standard) -approved dust/particulate respirator. Where vapor, mist, or dust exceed PELs or other applicable OELs, use NIOSH-approved respiratory protective equipment.

### SECTION 9: Physical and chemical properties

#### 9.1. Information on basic physical and chemical properties

Physical state	: Solid
Color	: Various.
Odor	: No data available
Odor Threshold	: No data available
pH	: No data available
Relative evaporation rate (butylacetate=1)	: No data available
Melting point	: 265 °C (509 °F)
Freezing point	: No data available
Boiling point	: No data available
Flash point	: No data available
Auto-ignition temperature	: No data available
Decomposition temperature	: No data available
Flammability (solid, gas)	: No data available
Vapour pressure	: No data available
Relative vapour density at 20 °C	: No data available
Relative density	: 1.34 - 1.39
Solubility	: No data available
Log Pow	: No data available
Log Kow	: No data available
Viscosity, kinematic	: No data available
Viscosity, dynamic	: No data available
Explosive properties	: No data available
Oxidising properties	: No data available
Explosive limits	: No data available

#### 9.2. Other information

No additional information available

### SECTION 10: Stability and reactivity

#### 10.1. Reactivity

No dangerous reactions known under normal conditions of use.

#### 10.2. Chemical stability

Stable under recommended handling and storage conditions (see section 7).

#### 10.3. Possibility of hazardous reactions

None known.

#### 10.4. Conditions to avoid

None known.

#### 10.5. Incompatible materials

None known.

#### 10.6. Hazardous decomposition products

Carbon oxides (CO, CO<sub>2</sub>). hydrogen. Oxygen. Nitrogen. Carbon.

### SECTION 11: Toxicological information

#### 11.1. Information on toxicological effects

Acute toxicity	: Not classified
Skin corrosion/irritation	: Not classified
Serious eye damage/irritation	: Not classified
Respiratory or skin sensitisation	: Not classified

# AVM Mat 800

## Safety Data Sheet

Prepared according to Federal Register / Vol. 77, No. 58 / Monday, March 26, 2012 / Rules and Regulations

Germ cell mutagenicity	: Not classified
Carcinogenicity	: Not classified
Reproductive toxicity	: Not classified
Specific target organ toxicity (single exposure)	: Not classified
Specific target organ toxicity (repeated exposure)	: Not classified
Aspiration hazard	: Not classified
Symptoms/effects after inhalation	: May cause respiratory irritation.
Symptoms/effects after skin contact	: May cause skin irritation.
Symptoms/effects after eye contact	: Direct contact with eyes is likely to be irritating.
Symptoms/effects after ingestion	: May cause gastrointestinal irritation.

### SECTION 12: Ecological information

#### 12.1. Toxicity

No additional information available

#### 12.2. Persistence and degradability

No additional information available

#### 12.3. Bioaccumulative potential

No additional information available

#### 12.4. Mobility in soil

No additional information available

#### 12.5. Other adverse effects

No additional information available

### SECTION 13: Disposal considerations

#### 13.1. Waste treatment methods

Waste disposal recommendations : Dispose in a safe manner in accordance with local/national regulations.

### SECTION 14: Transport information

In accordance with DOT

Not hazardous for transport

#### Additional information

Other information : No supplementary information available.

#### Transport by sea

No additional information available

#### Air transport

No additional information available

### SECTION 15: Regulatory information

#### 15.1. US Federal regulations

##### AVM Mat 800

All chemical substances in this product are listed in the EPA (Environment Protection Agency) TSCA (Toxic Substances Control Act) Inventory or are exempt

SARA Section 311/312 Hazard Classes	None
-------------------------------------	------

#### 15.2. International regulations

No additional information available.

#### 15.3. US State regulations

This product does not contain any substances known to the state of California to cause cancer and/or reproductive harm

### SECTION 16: Other information

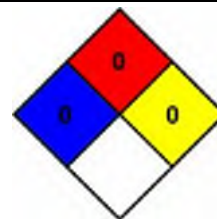
Indication of changes	: Revision 1.0: New SDS Created.
Revision date	: 05/01/2017
Other information	: Author: BCS.

# AVM Mat 800

## Safety Data Sheet

Prepared according to Federal Register / Vol. 77, No. 58 / Monday, March 26, 2012 / Rules and Regulations

NFPA health hazard	: 0 - Materials that, under emergency conditions, would offer no hazard beyond that of ordinary combustible materials.
NFPA fire hazard	: 0 - Materials that will not burn under typical fire conditions, including intrinsically noncombustible materials such as concrete, stone, and sand.
NFPA reactivity	: 0 - Material that in themselves are normally stable, even under fire conditions.



### Hazard Rating

Health	: 0
Flammability	: 0
Physical	: 0
Personal protection	:

This information is based on our current knowledge and is intended to describe the product for the purposes of health, safety and environmental requirements only. It should not therefore be construed as guaranteeing any specific property of the product

# **MATERIAL SAFETY DATA SHEET**

## **AVM Drain Boards 2000, 2200, 6000, 6020, 9000, 9020, 9080, XL, 9900 & SWD Series**

AVM INDUSTRIES, INC.  
8245 Remmet Ave  
Canoga Park, CA 91304

Phone: (818) 888-0050  
(888) 414-1041  
Fax: (818) 888-0030

### **PRODUCT IDENTIFICATION:**

AVM INDUSTRIES, INC.                      NAME: AVM Drain Boards

#### Components:

Non-woven polypropylene fabric:      (AVM Drain Boards 2000, 2200, 6000, 6020 & SWD)

Woven monofilament fabric:              (AVM Drain Boards 9000 & 9020)

Extruded high impact polystyrene sheet and/or polyethylene

D.O.T. Proper Shipping Name:        Not a regulated material

### **HAZARDOUS INGREDIENTS:**

This product does not meet the definition given in 29 CFR Part 1910.1200 (OSHA).  
Information is furnished as a customer service.

### **OCCUPATIONAL CONTROL PROCEDURES:**

Eye Protection:                              As required by site-specific conditions. Not generally needed.

Skin Protection:                              None required.

Respiratory Protection:                      Not generally required unless needed to prevent respiratory irritation.

Ventilation:                                      Use adequate ventilation to control exposure below recommended levels.

### **EFFECTS OF OVEREXPOSURE:**

Eyes:    Dust may cause mechanical irritation.

Skin:    No known effect.

Inhalation:                                      Dust may produce mechanical irritation to the mucous membranes of the nose, throat and upper respiratory tract.

Chronic:     No anticipated chronic effects.

Existing health conditions affected by exposure:      No known effects.

# **MATERIAL SAFETY DATA SHEET**

## **AVM Drain Boards 2000, 2200, 6000, 6020, 9000, 9020, 9080, XL, 9900 & SWD Series**

### **EMERGENCY AND FIRST AID PROCEDURES:**

Eyes: Flush with water.  
Skin: Rinse with water.  
Inhalation: Remove from exposure.  
Ingestion: N/A.

### **FIRE PROTECTION:**

Flash Point (Method): Greater than 400 degrees (COC, ASTM D-92)  
Fire Extinguishing Media: Dry chemical, foam, carbon dioxide.  
Special Fire Fighting Procedures: For large fires in confined area use N10SH/MSHA

approved self-contained breathing apparatus: Use water fog or spray to exposed equipment and containers.

### **REACTIVITY DATA:**

Stability: Stable  
Incompatibility: None known  
Hazardous Decomposition Products: Will not occur.  
Hazardous Polymerization: Will not occur.

### **PHYSICAL DATA:**

Physical State: Solid  
Odor: Negligible  
Viscosity: N/A  
Solubility in Water: Negligible  
Boiling Point: N/A

### **SPILL, LEAK & DISPOSAL INFORMATION:**

Spill or Leak Procedures: Solid material, normal clean-up procedure.  
Waste Disposal: Insure conformity with all applicable disposal regulations. Product does not meet the definition of hazardous waste.

### **STORAGE:**

No special requirements for storage.





# Aussie Swell Red

## Safety Data Sheet

Prepared according to US 29 CFR 1910.1200 and Canadian HPR WHMIS 2015

Revision date: 12/11/2017

Version: 1.0

### SECTION 1: Identification of the substance/mixture and of the company/undertaking

#### 1.1. Product identifier

Product name : Aussie Swell red

Product form : Mixture

#### 1.2. Relevant identified uses of the substance or mixture and uses advised against

#### 1.3. Details of the supplier of the safety data sheet

AVM Industries, Inc.  
8245 Remmet Ave  
Canoga Park, CA 91304  
Tel: 818-888-0050  
Fax: 818-888-0030  
www.avmindustries.com

#### 1.4. Emergency telephone number

No additional information available

### SECTION 2: Hazards identification

#### 2.1. Classification of the substance or mixture

##### GHS classification

Acute Tox. 4 (Oral) H302  
Carc. 1A H350  
STOT RE 1 H372

#### 2.2. Label elements

##### GHS labelling

Hazard pictograms (GHS)



Signal word (GHS)

: **Danger**

Hazard statements (GHS)

: H302 - Harmful if swallowed  
H350 - May cause cancer  
H372 - Causes damage to organs through prolonged or repeated exposure (Inhalation)

Precautionary statements (GHS)

: P201 - Obtain special instructions before use  
P202 - Do not handle until all safety precautions have been read and understood  
P260 - Do not breathe dust  
P264 - Wash hands, forearms and face thoroughly after handling  
P270 - Do not eat, drink or smoke when using this product  
P280 - Wear eye protection, protective gloves, protective clothing, respiratory protection  
P301+P312 - If swallowed: Call a POISON CENTER, a doctor if you feel unwell  
P308+P313 - If exposed or concerned: Get medical advice/attention  
P314 - Get medical advice/attention if you feel unwell  
P330 - Rinse mouth  
P405 - Store locked up  
P501 - Dispose of contents/container to a licensed hazardous-waste disposal contractor or collection site except for empty clean containers which can be disposed of as non-hazardous waste

#### 2.3. Other hazards

No additional information available

#### 2.4. Unknown acute toxicity (GHS)

No data available

### SECTION 3: Composition/information on ingredients

#### 3.1. Substances

Not applicable

#### 3.2. Mixtures

Name	Product identifier	%
Silica: Crystalline, quartz	(CAS-No.) 14808-60-7	Not Available

\*In accordance with paragraph (i) of the OSHA Hazard Communication Standard (29 CFR §1910.1200), the specific chemical identity or exact weight % has been withheld as a trade secret

# Aussie Swell

## Safety Data Sheet

Prepared according to US 29 CFR 1910.1200 and Canadian HPR WHMIS 2015

### SECTION 4: First aid measures

#### 4.1. Description of first aid measures

First-aid measures general	: If exposed or concerned, get medical attention/advice. Show this safety data sheet to the doctor in attendance. Wash contaminated clothing before re-use. Never give anything to an unconscious person.
First-aid measures after inhalation	: IF INHALED: Remove to fresh air and keep at rest in a position comfortable for breathing. Get medical attention if breathing is affected. If breathing is difficult, supply oxygen.
First-aid measures after skin contact	: IF ON SKIN (or clothing): Remove affected clothing and wash all exposed skin with water for at least 15 minutes. If irritation develops or persists, get medical attention.
First-aid measures after eye contact	: IF IN EYES: Immediately flush with plenty of water for at least 15 minutes. Remove contact lenses if present and easy to do so. Continue rinsing if pain, blinking, or irritation develops or persists, get medical attention. Continue rinsing.
First-aid measures after ingestion	: IF SWALLOWED: rinse mouth thoroughly. Do not induce vomiting without advice from poison control center. Get medical attention if you feel unwell.

#### 4.2. Most important symptoms and effects, both acute and delayed

Symptoms/effects	: Harmful if swallowed. May cause cancer. Causes damage to organs through prolonged or repeated exposure.
Symptoms/effects after inhalation	: May cause respiratory irritation.
Symptoms/effects after skin contact	: May cause skin irritation.
Symptoms/effects after eye contact	: Direct contact with eyes is likely to be irritating.
Symptoms/effects after ingestion	: Harmful if swallowed.
Chronic symptoms	: May cause cancer. Causes damage to organs through prolonged or repeated exposure.

#### 4.3. Indication of any immediate medical attention and special treatment needed

No additional information available.

### SECTION 5: Firefighting measures

#### 5.1. Extinguishing media

Suitable extinguishing media	: carbon dioxide (CO <sub>2</sub> ). Dry chemical. Foam. Use extinguishing media appropriate for surrounding fire.
------------------------------	--

#### 5.2. Special hazards arising from the substance or mixture

Fire hazard	: Not flammable.
Reactivity	: No dangerous reactions known under normal conditions of use.

#### 5.3. Advice for firefighters

Precautionary measures fire	: Keep away from heat, hot surfaces, sparks, open flames and other ignition sources. No smoking.
Firefighting instructions	: Use water spray or fog for cooling exposed containers. Exercise caution when fighting any chemical fire. Do not dispose of fire-fighting water in the environment.
Protection during firefighting	: Do not enter fire area without proper protective equipment, including respiratory protection.
Other information	: Thermal decomposition generates : carbon oxides (CO and CO <sub>2</sub> ).

### SECTION 6: Accidental release measures

#### 6.1. Personal precautions, protective equipment and emergency procedures

General measures	: Evacuate area. Ventilate area. Keep upwind. Spill should be handled by trained clean-up crews properly equipped with respiratory equipment and full chemical protective gear (see Section 8).
------------------	---

##### 6.1.1. For non-emergency personnel

Protective equipment	: Wear Protective equipment as described in Section 8.
Emergency procedures	: Evacuate unnecessary personnel.

##### 6.1.2. For emergency responders

Protective equipment	: Wear suitable protective clothing, gloves and eye or face protection. Approved supplied-air respirator, in case of emergency.
----------------------	---

#### 6.2. Environmental precautions

Avoid release to the environment. Prevent entry to sewers and public waters.

#### 6.3. Methods and material for containment and cleaning up

For containment	: Contain and collect as any solid. Minimize generation of dust.
Methods for cleaning up	: Ventilate area. This material and its container must be disposed of in a safe way, and as per local legislation.

#### 6.4. Reference to other sections

See Sections 8 and 13.

# Aussie Swell

## Safety Data Sheet

Prepared according to US 29 CFR 1910.1200 and Canadian HPR WHMIS 2015

### SECTION 7: Handling and storage

#### 7.1. Precautions for safe handling

Precautions for safe handling : Do not handle until all safety precautions have been read and understood. Do not breathe dust. Wash hands and other exposed areas with mild soap and water before eating, drinking or smoking and when leaving work.

#### 7.2. Conditions for safe storage, including any incompatibilities

Storage conditions : Store in a dry place. Store in a closed container.

### SECTION 8: Exposure controls/personal protection

#### 8.1. Control parameters

Inert or Nuisance dust	
ACGIH TWA (mg/m <sup>3</sup> )	3 mg/m <sup>3</sup> (respirable particles) 10 mg/m <sup>3</sup> (inhalable particles)
OSHA PEL (TWA) (mg/m <sup>3</sup> )	5 mg/m <sup>3</sup> (respirable fraction) 15 mg/m <sup>3</sup> (total dust)

\*Exposure limits are for inert or nuisance dust. No specific exposure limits have been established for this activated carbon product by the ACGIH. No specific exposure limits have been established for inert or nuisance dust by Canadian HPR.

Silica: Crystalline, quartz (14808-60-7)	
ACGIH TWA (mg/m <sup>3</sup> )	0.025 mg/m <sup>3</sup> (respirable fraction)
OSHA PEL (TWA) (µg/m <sup>3</sup> )	50 µg/m <sup>3</sup> (respirable crystalline silica)
Alberta (TWA)	0.025 mg/m <sup>3</sup> (respirable particulate)
British Columbia (TWA)	0.025 mg/m <sup>3</sup> (respirable particulate)
Manitoba (TWA)	0.025 mg/m <sup>3</sup> (respirable fraction)
New Brunswick (TWA)	0.025 mg/m <sup>3</sup> (respirable fraction)
Newfoundland and Labrador (TWA)	0.025 mg/m <sup>3</sup> (respirable fraction)
Northwest Territories (TWA)	0.05 mg/m <sup>3</sup> (respirable fraction)
Nova Scotia (TWA)	0.025 mg/m <sup>3</sup> (respirable particulate)
Nunavut (TWA)	0.05 mg/m <sup>3</sup> (respirable fraction)
Ontario (TWA)	0.10 mg/m <sup>3</sup> (respirable fraction)
Prince Edward Island (TWA)	0.025 mg/m <sup>3</sup> (respirable fraction)
Quebec (TWA)	0.10 mg/m <sup>3</sup> (respirable fraction)
Saskatchewan (TWA)	0.05 mg/m <sup>3</sup> (respirable fraction)
Yukon (TWA)	300 Particles/mL

#### 8.2. Exposure controls

Appropriate engineering controls : Provide adequate general and local exhaust ventilation. Use process enclosures, local exhaust ventilation, or other engineering controls to control airborne levels below recommended exposure limits. Use explosion-proof equipment with flammable materials. Ensure adequate ventilation, especially in confined areas.

Personal protective equipment : Gloves. Protective goggles. Insufficient ventilation: wear respiratory protection.



Hand protection : Use gloves chemically resistant to this material when prolonged or repeated contact could occur. Gloves should be classified and selected according to regional or national standards. Suggested glove materials are: Neoprene, Nitrile/butadiene rubber, Polyethylene, Ethyl vinyl alcohol laminate PVC, or vinyl. Suitable gloves should be recommended by the glove supplier.

Eye protection : Wear eye protection, including chemical splash goggles and a face shield when possibility exists for eye contact due to spraying liquid or airborne particles.

Skin and body protection : Wear long sleeves, and chemically impervious PPE/coveralls to minimize bodily exposure.

Respiratory protection : Use NIOSH (or other equivalent national standard) -approved dust/particulate respirator. Where vapor, mist, or dust exceed PELs or other applicable OELs, use NIOSH-approved respiratory protective equipment.

# Aussie Swell

## Safety Data Sheet

Prepared according to US 29 CFR 1910.1200 and Canadian HPR WHMIS 2015

### SECTION 9: Physical and chemical properties

#### 9.1. Information on basic physical and chemical properties

Physical state	: Solid
Color	: Red.
Odor	: No data available.
Odor Threshold	: No data available
pH	: No data available
Relative evaporation rate (butylacetate=1)	: No data available
Melting point	: No data available
Freezing point	: No data available
Boiling point	: No data available
Flash point	: No data available
Auto-ignition temperature	: No data available
Decomposition temperature	: No data available
Flammability (solid, gas)	: No data available
Vapour pressure	: 0.00004 hPa estimated
Relative vapour density at 20 °C	: No data available
Relative density	: No data available
Solubility	: No data available
Log Pow	: No data available
Log Kow	: No data available
Viscosity, kinematic	: No data available
Viscosity, dynamic	: No data available
Explosive properties	: No data available
Oxidising properties	: No data available
Explosive limits	: No data available

#### 9.2. Other information

VOC content	: 0 %
-------------	-------

### SECTION 10: Stability and reactivity

#### 10.1. Reactivity

No dangerous reactions known under normal conditions of use.

#### 10.2. Chemical stability

Stable under recommended handling and storage conditions (see section 7).

#### 10.3. Possibility of hazardous reactions

None known.

#### 10.4. Conditions to avoid

None known.

#### 10.5. Incompatible materials

None known.

#### 10.6. Hazardous decomposition products

Thermal decomposition generates : Carbon oxides (CO, CO<sub>2</sub>).

### SECTION 11: Toxicological information

#### 11.1. Information on toxicological effects

Acute toxicity	: Oral: Harmful if swallowed.
----------------	-------------------------------

##### Silica: Crystalline, quartz (14808-60-7)

LD50 oral rat	500 mg/kg
Skin corrosion/irritation	: Not classified
Serious eye damage/irritation	: Not classified
Respiratory or skin sensitisation	: Not classified
Germ cell mutagenicity	: Not classified
Carcinogenicity	: May cause cancer.

##### Silica: Crystalline, quartz (14808-60-7)

IARC group	1 - Carcinogenic to humans
------------	----------------------------

# Aussie Swell

## Safety Data Sheet

Prepared according to US 29 CFR 1910.1200 and Canadian HPR WHMIS 2015

Reproductive toxicity	: Not classified
Specific target organ toxicity (single exposure)	: Not classified
Specific target organ toxicity (repeated exposure)	: Causes damage to organs through prolonged or repeated exposure (Inhalation).
Aspiration hazard	: Not classified
Symptoms/effects after inhalation	: May cause respiratory irritation.
Symptoms/effects after skin contact	: May cause skin irritation.
Symptoms/effects after eye contact	: Direct contact with eyes is likely to be irritating.
Symptoms/effects after ingestion	: Harmful if swallowed.
Chronic symptoms	: May cause cancer. Causes damage to organs through prolonged or repeated exposure.

### SECTION 12: Ecological information

#### 12.1. Toxicity

Ecology - general : Not expected to be ecotoxic.

#### 12.2. Persistence and degradability

No additional information available

#### 12.3. Bioaccumulative potential

No additional information available

#### 12.4. Mobility in soil

No additional information available

#### 12.5. Other adverse effects

No additional information available

### SECTION 13: Disposal considerations

#### 13.1. Waste treatment methods

Waste treatment methods : Obtain the consent of pollution control authorities before discharging to wastewater treatment plants.

Product/Packaging disposal recommendations : Dispose in a safe manner in accordance with local/national regulations.

### SECTION 14: Transport information

In accordance with DOT/TDG

Not hazardous for transport

#### Additional information

Other information : No supplementary information available.

#### Transport by sea

No additional information available

#### Air transport

No additional information available

### SECTION 15: Regulatory information

#### 15.1. US Federal regulations

<b>Aussie Swell</b>	
All chemical substances in this product are listed in the EPA (Environment Protection Agency) TSCA (Toxic Substances Control Act) Inventory or are exempt	
SARA Section 311/312 Hazard Classes	Health hazard - Acute toxicity (any route of exposure) Health hazard - Carcinogenicity Health hazard - Specific target organ toxicity (single or repeated exposure)

#### 15.2. Canada regulations

<b>Aussie Swell</b>	
All chemical substances in this product are listed on the Canadian Domestic Substances List (DSL) or Non-Domestic Substances List (NDSL) or are exempt	

# Aussie Swell

## Safety Data Sheet

Prepared according to US 29 CFR 1910.1200 and Canadian HPR WHMIS 2015

### 15.3. US State regulations

WARNING! This product contains chemicals known to the state of California to cause cancer, birth defects, or other reproductive harm.

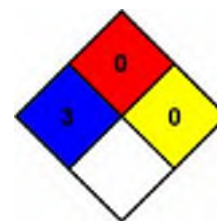
Silica: Crystalline, quartz (14808-60-7)				
U.S. - California - Proposition 65 - Carcinogens List	U.S. - California - Proposition 65 - Developmental Toxicity	U.S. - California - Proposition 65 - Reproductive Toxicity - Female	U.S. - California - Proposition 65 - Reproductive Toxicity - Male	No significant risk level (NSRL)
Yes	No	No	No	Not available

Silica: Crystalline, quartz (14808-60-7)	
U.S. - New Jersey - Right to Know Hazardous Substance List	
U.S. - Massachusetts - Right To Know List	
U.S. - Pennsylvania - RTK (Right to Know) List	

### SECTION 16: Other information

Indication of changes : Revision 1.0: New SDS Created.  
Revision date : 12/11/2017  
Other information : Author: BCS.

NFPA health hazard : 3 - Materials that, under emergency conditions, can cause serious or permanent injury.  
NFPA fire hazard : 0 - Materials that will not burn under typical dire conditions, including intrinsically noncombustible materials such as concrete, stone, and sand.  
NFPA reactivity : 0 - Material that in themselves are normally stable, even under fire conditions.



#### Hazard Rating

Health : 3\*  
Flammability : 0  
Physical : 0  
Personal protection :

This information is based on our current knowledge and is intended to describe the product for the purposes of health, safety and environmental requirements only. It should not therefore be construed as guaranteeing any specific property of the product

### SECTION 1: Identification of the substance/mixture and of the company/undertaking

#### 1.1. Product identifier

Trade name : AVM Aussie Seal M

Product form : Mixtures

#### 1.2. Relevant identified uses of the substance or mixture and uses advised against

Use of the substance/mixture : Sealant

#### 1.3. Details of the supplier of the safety data sheet

AVM Industries, Inc.  
8245 Remmet Ave  
Canoga Park, CA 91304  
Tel: 818-888-0050  
Fax: 818-888-0030  
www.avmindustries.com

#### 1.4. Emergency telephone number

No additional information available

### SECTION 2: Hazards identification

#### 2.1. Classification of the substance or mixture

##### GHS-US classification

Skin Irrit. 2 H315

Eye Irrit. 2A H319

Skin Sens. 1 H317

#### 2.2. Label elements

##### GHS-US labelling

Hazard pictograms (GHS-US) :



GHS07

Signal word (GHS-US) :

**Warning**

Hazard statements (GHS-US) :

H315 - Causes skin irritation  
H317 - May cause an allergic skin reaction  
H319 - Causes serious eye irritation

Precautionary statements (GHS-US) :

P261 - Avoid breathing mist, vapours  
P264 - Wash hands, forearms and face thoroughly after handling  
P272 - Contaminated work clothing must not be allowed out of the workplace  
P280 - Wear eye protection, face protection, protective gloves, protective clothing  
P302+P352 - If on skin: Wash with plenty of soap and water  
P305+P351+P338 - IF IN EYES: Rinse cautiously with water for several minutes. Remove contact lenses, if present and easy to do. Continue rinsing  
P321 - Specific treatment (see first aid instructions on this label)  
P333+P313 - If skin irritation or rash occurs: Get medical advice/attention  
P337+P313 - If eye irritation persists: Get medical advice/attention  
P362+P364 - Take off contaminated clothing and wash it before reuse  
P501 - Dispose of contents/container to a licensed hazardous-waste disposal contractor or collection site except for empty clean containers which can be disposed of as non-hazardous waste

#### 2.3. Other hazards

No additional information available

#### 2.4. Unknown acute toxicity (GHS US)

No data available

### SECTION 3: Composition/information on ingredients

#### 3.1. Substances

Not applicable



# AVM Aussie Seal M

## Safety Data Sheet

Prepared according to Federal Register / Vol. 77, No. 58 / Monday, March 26, 2012 / Rules and Regulations

### 3.2. Mixtures

Name	Product identifier	%
N-[3-(Trimethoxysilyl)propyl]-1,2-ethanediamine	(CAS No) 1760-24-3	1 - 3*

\*In accordance with paragraph (i) of the OSHA Hazard Communication Standard (29 CFR §1910.1200), the specific chemical identity or exact weight % has been withheld as a trade secret

## SECTION 4: First aid measures

### 4.1. Description of first aid measures

- First-aid measures general : If exposed or concerned, get medical attention/advice. Show this safety data sheet to the doctor in attendance. Wash contaminated clothing before re-use. Never give anything to an unconscious person.
- First-aid measures after inhalation : IF INHALED: Remove to fresh air and keep at rest in a position comfortable for breathing. Get medical attention if breathing is affected. If breathing is difficult, supply oxygen.
- First-aid measures after skin contact : IF ON SKIN (or clothing): Remove affected clothing and wash all exposed skin with water for at least 15 minutes. If irritation develops or persists, get medical attention.
- First-aid measures after eye contact : IF IN EYES: Immediately flush with plenty of water for at least 15 minutes. Remove contact lenses if present and easy to do so. Continue rinsing if pain, blinking, or irritation develops or persists, get medical attention. Continue rinsing.
- First-aid measures after ingestion : IF SWALLOWED: rinse mouth thoroughly. Do not induce vomiting without advice from poison control center. Get medical attention if you feel unwell.

### 4.2. Most important symptoms and effects, both acute and delayed

- Symptoms/injuries : Causes skin irritation. May cause an allergic skin reaction. Causes serious eye irritation.
- Symptoms/injuries after inhalation : May cause respiratory irritation.
- Symptoms/injuries after skin contact : Causes skin irritation. May cause an allergic skin reaction.
- Symptoms/injuries after eye contact : Causes serious eye irritation.
- Symptoms/injuries after ingestion : May cause gastrointestinal irritation.

### 4.3. Indication of any immediate medical attention and special treatment needed

No additional information available.

## SECTION 5: Fire-fighting measures

### 5.1. Extinguishing media

- Suitable extinguishing media : Water spray. carbon dioxide (CO<sub>2</sub>). Extinguishing powder. Foam.

### 5.2. Special hazards arising from the substance or mixture

- Fire hazard : Not flammable.
- Explosion hazard : Product does present an explosion hazard.
- Reactivity : No dangerous reactions known under normal conditions of use.

### 5.3. Advice for firefighters

- Precautionary measures fire : Keep away from heat, hot surfaces, sparks, open flames and other ignition sources. No smoking.
- Firefighting instructions : Use water spray or fog for cooling exposed containers. Exercise caution when fighting any chemical fire. Do not dispose of fire-fighting water in the environment.
- Protection during firefighting : Do not enter fire area without proper protective equipment, including respiratory protection.
- Other information : Dense smoke emitted when burned without sufficient oxygen.

## SECTION 6: Accidental release measures

### 6.1. Personal precautions, protective equipment and emergency procedures

- General measures : Evacuate area. Ventilate area. Keep upwind. Spill should be handled by trained clean-up crews properly equipped with respiratory equipment and full chemical protective gear (see Section 8).

#### 6.1.1. For non-emergency personnel

- Protective equipment : Wear Protective equipment as described in Section 8.
- Emergency procedures : Evacuate unnecessary personnel.

#### 6.1.2. For emergency responders

- Protective equipment : Wear suitable protective clothing, gloves and eye or face protection. Approved supplied-air respirator, in case of emergency.

### 6.2. Environmental precautions

Prevent entry to sewers and public waters. Notify authorities if liquid enters sewers or public waters. Avoid release to the environment.

### 6.3. Methods and material for containment and cleaning up

- For containment : Contain any spills with dikes or absorbents to prevent migration and entry into sewers or streams.

# AVM Aussie Seal M

## Safety Data Sheet

Prepared according to Federal Register / Vol. 77, No. 58 / Monday, March 26, 2012 / Rules and Regulations

Methods for cleaning up : Ensure there is adequate ventilation. Soak up spills with inert solids, such as clay or diatomaceous earth as soon as possible. This material and its container must be disposed of in a safe way, and as per local legislation.

### 6.4. Reference to other sections

See Sections 8 and 13.

## SECTION 7: Handling and storage

### 7.1. Precautions for safe handling

Precautions for safe handling : Do not handle until all safety precautions have been read and understood. Use only in well-ventilated areas. Do not get in eyes, on skin, or on clothing. Wash hands and other exposed areas with mild soap and water before eating, drinking or smoking and when leaving work.

### 7.2. Conditions for safe storage, including any incompatibilities

Storage conditions : Store in a dry, cool and well-ventilated place. Keep the container tightly closed.

## SECTION 8: Exposure controls/personal protection

### 8.1. Control parameters

N-[3-(Trimethoxysilyl)propyl]-1,2-ethanediamine (1760-24-3)	
Remark (ACGIH)	OELs not established
Remark (OSHA)	OELs not established

### 8.2. Exposure controls

Appropriate engineering controls : Provide adequate general and local exhaust ventilation. Use process enclosures, local exhaust ventilation, or other engineering controls to control airborne levels below recommended exposure limits. Use explosion-proof equipment with flammable materials. Ensure adequate ventilation, especially in confined areas.

Personal protective equipment : Gloves. Protective goggles. Protective clothing.



Hand protection : Use gloves chemically resistant to this material when prolonged or repeated contact could occur. Gloves should be classified under Standard EN 374 or ASTM F1296. Suggested glove materials are: Neoprene, Nitrile/butadiene rubber, Polyethylene, Ethyl vinyl alcohol laminate, PVC or vinyl. Suitable gloves for this specific application can be recommended by the glove supplier.

Eye protection : Wear eye protection, including chemical splash goggles and a face shield when possibility exists for eye contact due to spraying liquid or airborne particles.

Skin and body protection : Wear long sleeves, and chemically impervious PPE/coveralls to minimize bodily exposure.

Respiratory protection : Use NIOSH (or other equivalent national standard) -approved dust/particulate respirator. Where vapor, mist, or dust exceed PELs or other applicable OELs, use NIOSH-approved respiratory protective equipment.

## SECTION 9: Physical and chemical properties

### 9.1. Information on basic physical and chemical properties

Physical state : Liquid  
Appearance : Paste.  
Color : No data available  
Odor : Mint.  
Odor Threshold : No data available  
pH : No data available  
Relative evaporation rate (butylacetate=1) : No data available  
Melting point : No data available  
Freezing point : No data available  
Boiling point : No data available  
Flash point : No data available  
Auto-ignition temperature : No data available  
Decomposition temperature : No data available  
Flammability (solid, gas) : No data available  
Vapour pressure : < 1  
Relative vapour density at 20 °C : > 1

# AVM Aussie Seal M

## Safety Data Sheet

Prepared according to Federal Register / Vol. 77, No. 58 / Monday, March 26, 2012 / Rules and Regulations

Relative density	: 1.41
Density	: 11.8 lbs./gal. (calculated)
Solubility	: Insoluble in water.
Log Pow	: No data available
Log Kow	: No data available
Viscosity, kinematic	: No data available
Viscosity, dynamic	: No data available
Explosive properties	: No data available
Oxidising properties	: No data available
Explosive limits	: No data available

### 9.2. Other information

VOC content	: 14.14 g/l % Volatile: 1.00%
-------------	-------------------------------

## SECTION 10: Stability and reactivity

### 10.1. Reactivity

No dangerous reactions known under normal conditions of use.

### 10.2. Chemical stability

Stable under recommended handling and storage conditions (see section 7).

### 10.3. Possibility of hazardous reactions

None known.

### 10.4. Conditions to avoid

None known.

### 10.5. Incompatible materials

None known.

### 10.6. Hazardous decomposition products

Carbon oxides (CO, CO<sub>2</sub>). Sulfur oxides. Hydrogen sulfide.

## SECTION 11: Toxicological information

### 11.1. Information on toxicological effects

Acute toxicity	: Not classified
----------------	------------------

AVM Aussie Seal M	
LD50 oral rat	> 2000 mg/kg
LD50 dermal rat	> 2000 mg/kg

Skin corrosion/irritation	: Causes skin irritation.
Serious eye damage/irritation	: Causes serious eye irritation. (Causes corneal injury)
Respiratory or skin sensitisation	: May cause an allergic skin reaction.
Germ cell mutagenicity	: Not classified
Carcinogenicity	: Not classified
Reproductive toxicity	: Not classified
Specific target organ toxicity (single exposure)	: Not classified
Specific target organ toxicity (repeated exposure)	: Not classified
Aspiration hazard	: Not classified
Symptoms/injuries after inhalation	: May cause respiratory irritation.
Symptoms/injuries after skin contact	: Causes skin irritation. May cause an allergic skin reaction.
Symptoms/injuries after eye contact	: Causes serious eye irritation.
Symptoms/injuries after ingestion	: May cause gastrointestinal irritation.

## SECTION 12: Ecological information

### 12.1. Toxicity

Ecology - general	: May cause long-term adverse effects in the environment.
-------------------	---

### 12.2. Persistence and degradability

AVM Aussie Seal M	
Persistence and degradability	Heavily removable from water.

# AVM Aussie Seal M

## Safety Data Sheet

Prepared according to Federal Register / Vol. 77, No. 58 / Monday, March 26, 2012 / Rules and Regulations

### 12.3. Bioaccumulative potential

AVM Aussie Seal M	
Bioaccumulative potential	May be accumulated in organism.

### 12.4. Mobility in soil

No additional information available

### 12.5. Other adverse effects

No additional information available

## SECTION 13: Disposal considerations

### 13.1. Waste treatment methods

Waste treatment methods : Obtain the consent of pollution control authorities before discharging to wastewater treatment plants.

Waste disposal recommendations : Dispose in a safe manner in accordance with local/national regulations. Do not allow the product to be released into the environment.

## SECTION 14: Transport information

In accordance with DOT

Not hazardous for transport

### Additional information

Other information : No supplementary information available.

### Transport by sea

No additional information available

### Air transport

No additional information available

## SECTION 15: Regulatory information

### 15.1. US Federal regulations

AVM Aussie Seal M	
All chemical substances in this product are listed in the EPA (Environment Protection Agency) TSCA (Toxic Substances Control Act) Inventory or are exempt	
SARA Section 311/312 Hazard Classes	Immediate (acute) health hazard

### 15.2. International regulations

No additional information available.

### 15.3. US State regulations

California Proposition 65: This product does not contain any substances known to the state of California to cause cancer and/or reproductive harm

## SECTION 16: Other information

Indication of changes : Revision 1.0: New SDS Created.

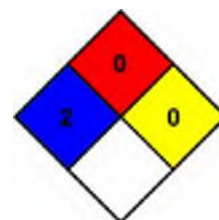
Revision date : 04/14/2017

Other information : Author: BCS.

NFPA health hazard : 2 - Materials that, under emergency conditions, can cause temporary incapacitation or residual injury.

NFPA fire hazard : 0 - Materials that will not burn under typical fire conditions, including intrinsically noncombustible materials such as concrete, stone, and sand.

NFPA reactivity : 0 - Material that in themselves are normally stable, even under fire conditions.



### HMIS III Rating

Health : 2

Flammability : 0

Physical : 0

Personal protection :

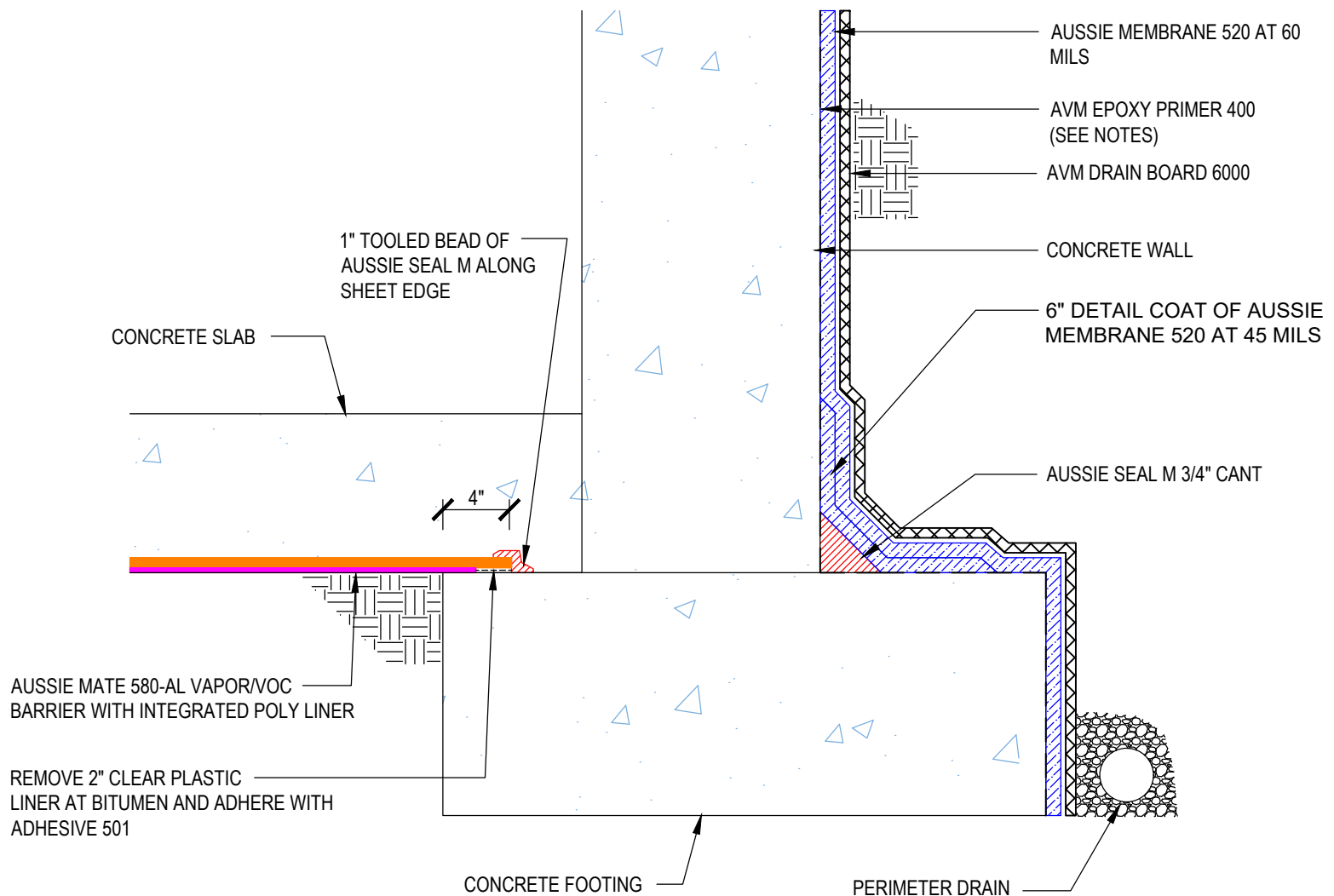
This information is based on our current knowledge and is intended to describe the product for the purposes of health, safety and environmental requirements only. It should not therefore be construed as guaranteeing any specific property of the product

DETAIL #:  
0520-0002  
System:  
Aussie Mambrane 520

## Backfilled Wall with Vapor Barrier Under Slab



### AUSSIE MEMBRANE 520



#### Notes:

1. Aussie Membrane 520 is a Polyurethane liquid (Roller or Brush Applied) for Below-Grade, Between-Slab, Planters, Roof-Gardens and similar type Waterproofing.
2. Epoxy primer may be required if proper adhesion is not achieved - see installation instructions for further information
3. Contact AVM if no drain board or protection board is specified

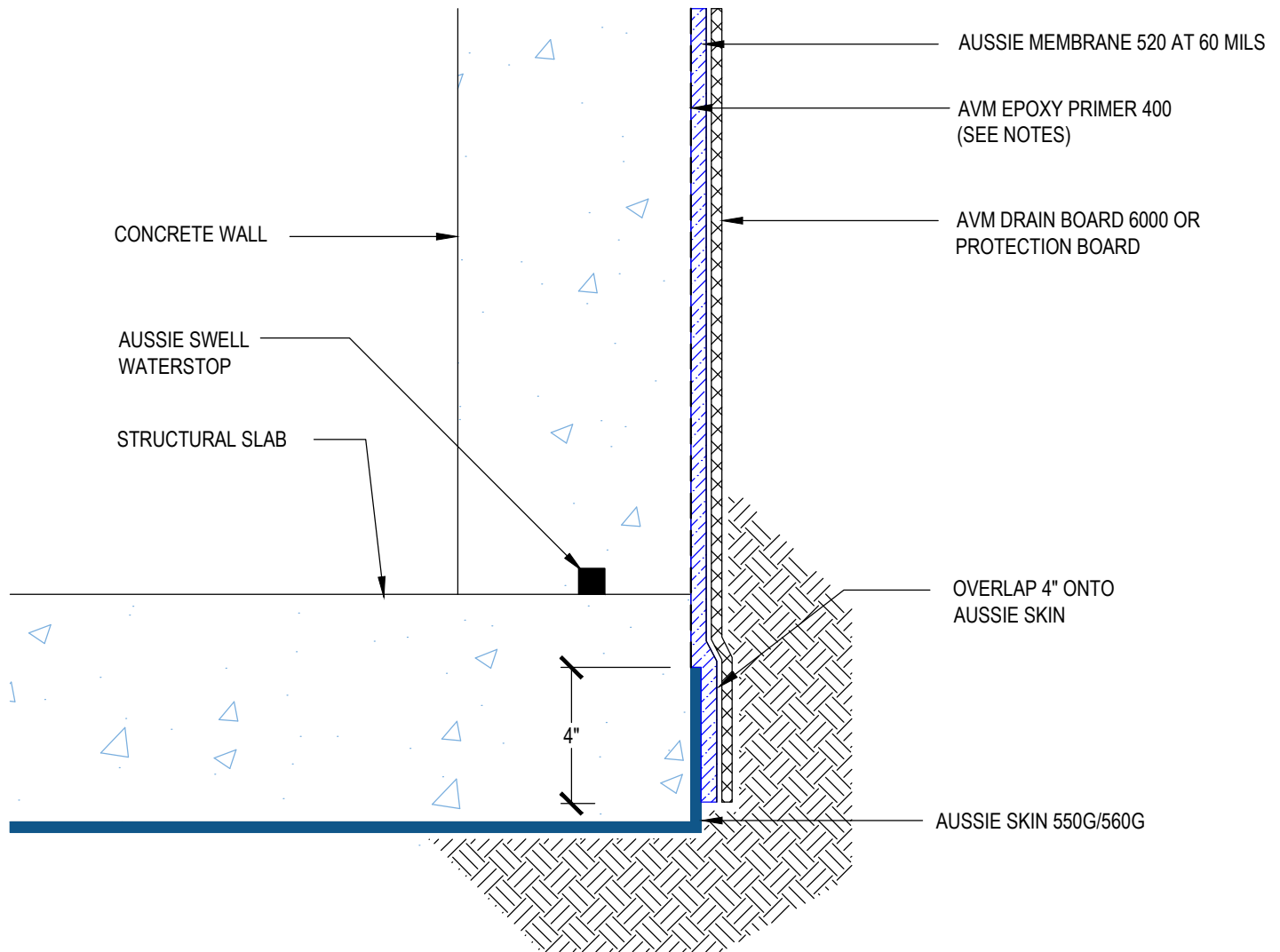


DETAIL #:
0520-0006
System:
Aussie Membrane 520

## Transition to Aussie Skin Flush Footing



### AUSSIE MEMBRANE 520



#### Notes:

1. Aussie Membrane 520 is a Polyurethane liquid (Roller or Brush Applied) for Below-Grade, Between-Slab, Planters, Roof-Gardens and similar type Waterproofing.
2. Epoxy primer may be required if proper adhesion is not achieved - see installation instructions for further information
3. Contact AVM if no drain board or protection board is specified

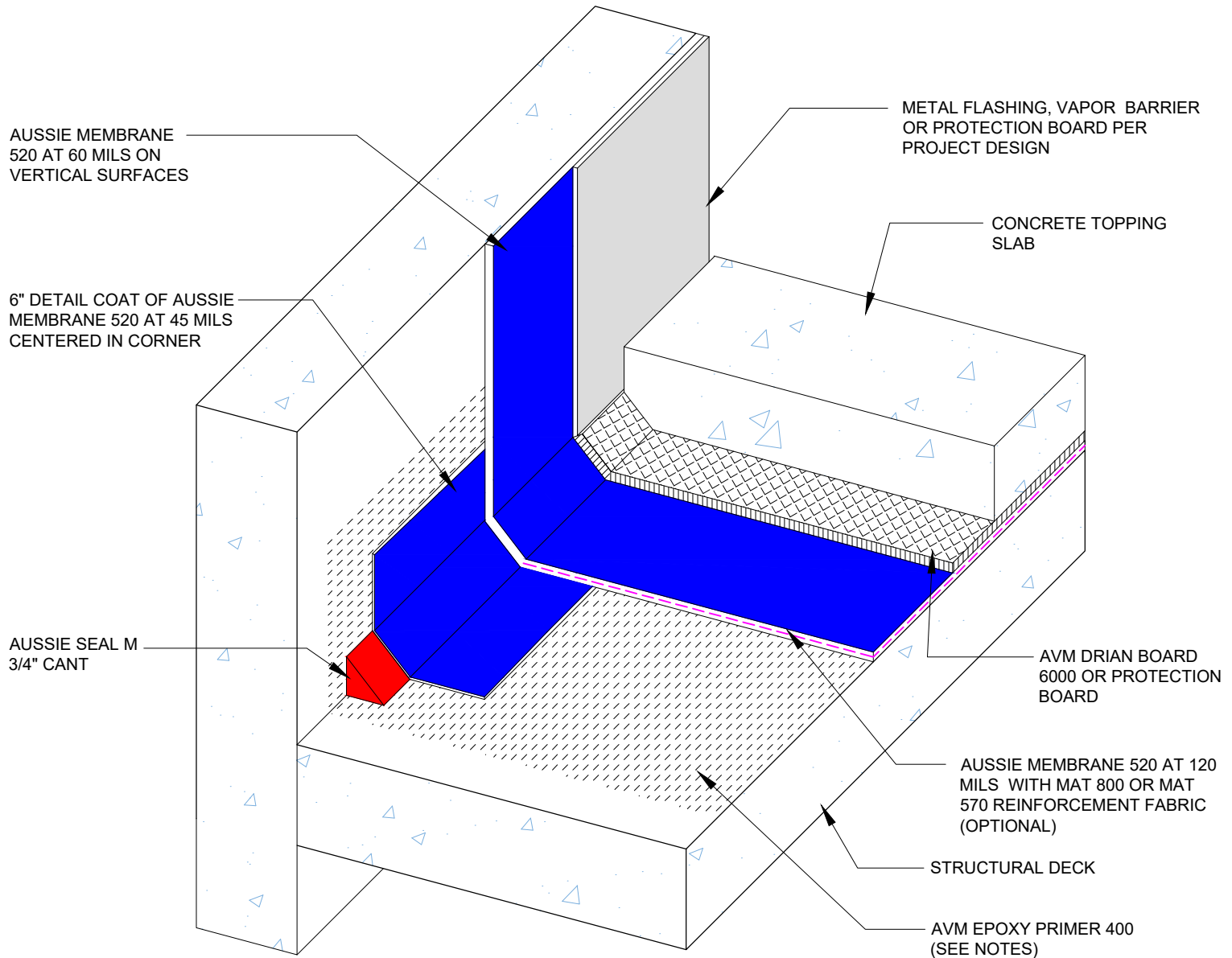


DETAIL #:  
0520-1100

System:  
Aussie Membrane 520

## Deck to Wall Transition

**AUSSIE MEMBRANE 520**  
**120 Mil System**



### Notes:

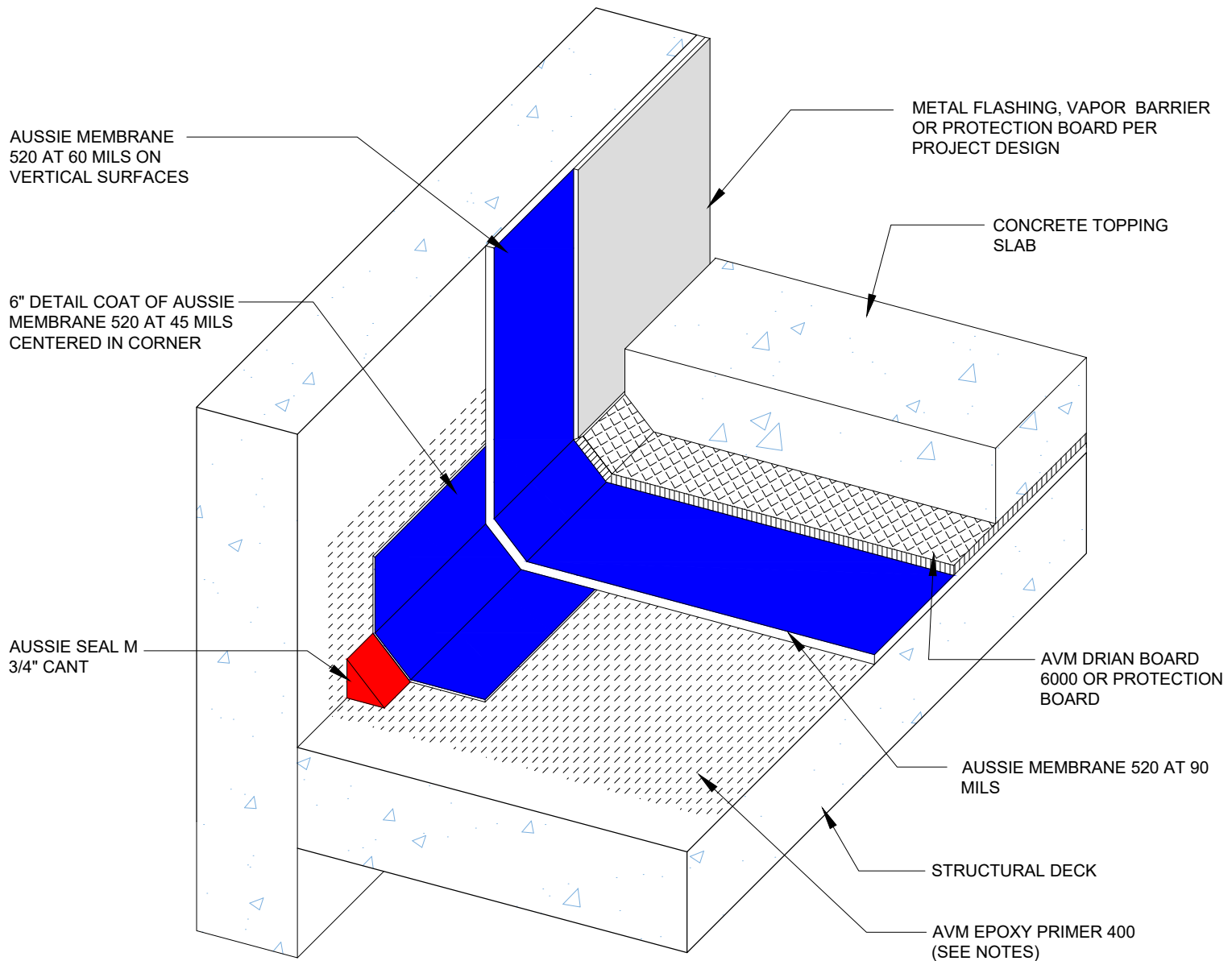
1. Aussie Membrane 520 is a Polyurethane liquid (Roller or Brush Applied) for Below-Grade, Between-Slab, Planters, Roof-Gardens and similar type Waterproofing.
2. Epoxy primer may be required if proper adhesion is not achieved - see installation instructions for further information
3. Contact AVM if no drain board or protection board is specified

DETAIL #:  
0520-1102

System:  
Aussie Membrane 520

## Deck to Wall Transition

**AUSSIE MEMBRANE 520**  
**90 Mil System**



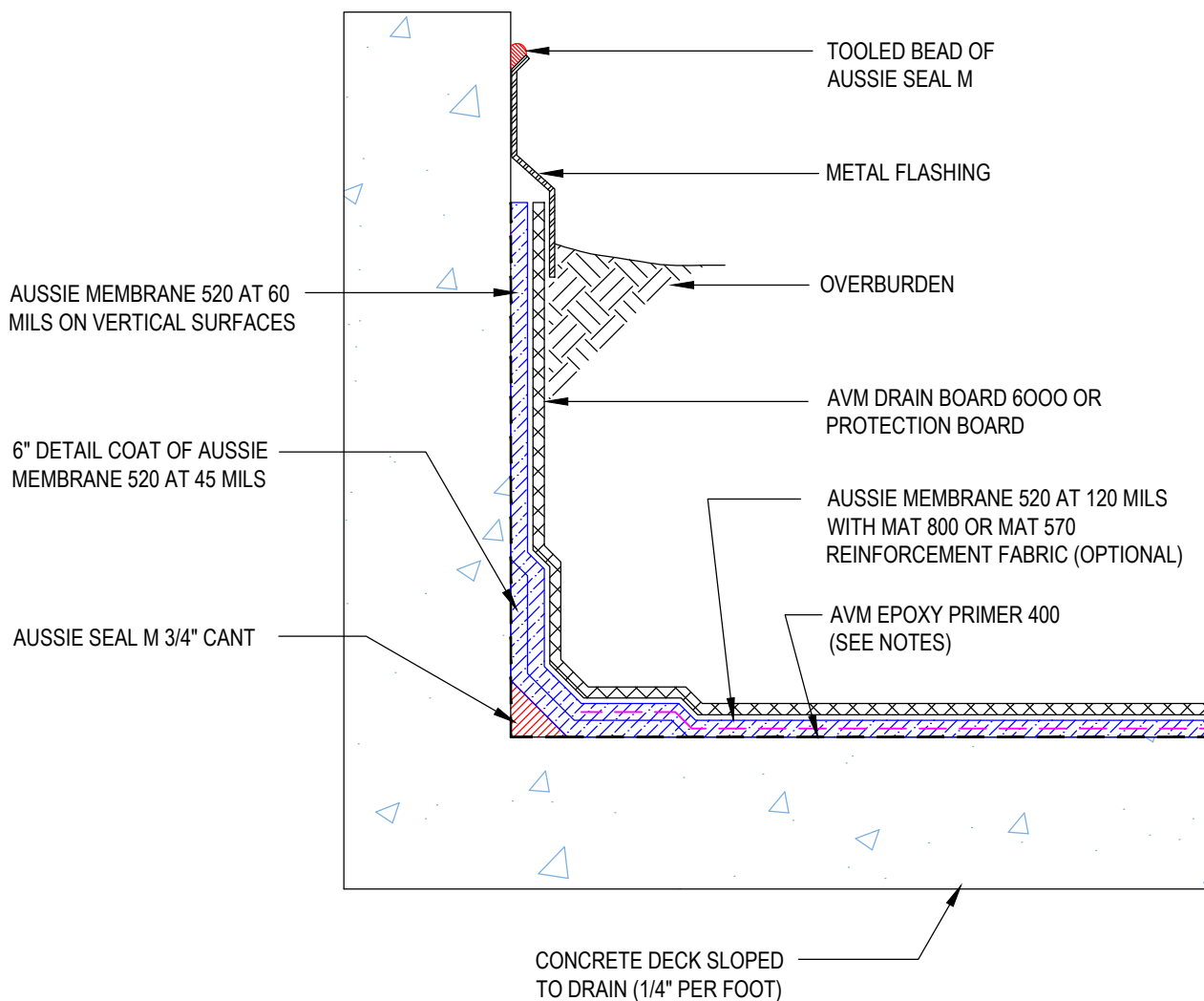
### Notes:

1. Aussie Membrane 520 is a Polyurethane liquid (Roller or Brush Applied) for Below-Grade, Between-Slab, Planters, Roof-Gardens and similar type Waterproofing.
2. Epoxy primer may be required if proper adhesion is not achieved - see installation instructions for further information
3. Contact AVM if no drain board or protection board is specified

DETAIL #:
0520-1104
System:
Aussie Membrane 520

## Deck to Wall Transition With Flashing

**AUSSIE MEMBRANE 520**  
**120 Mil System**



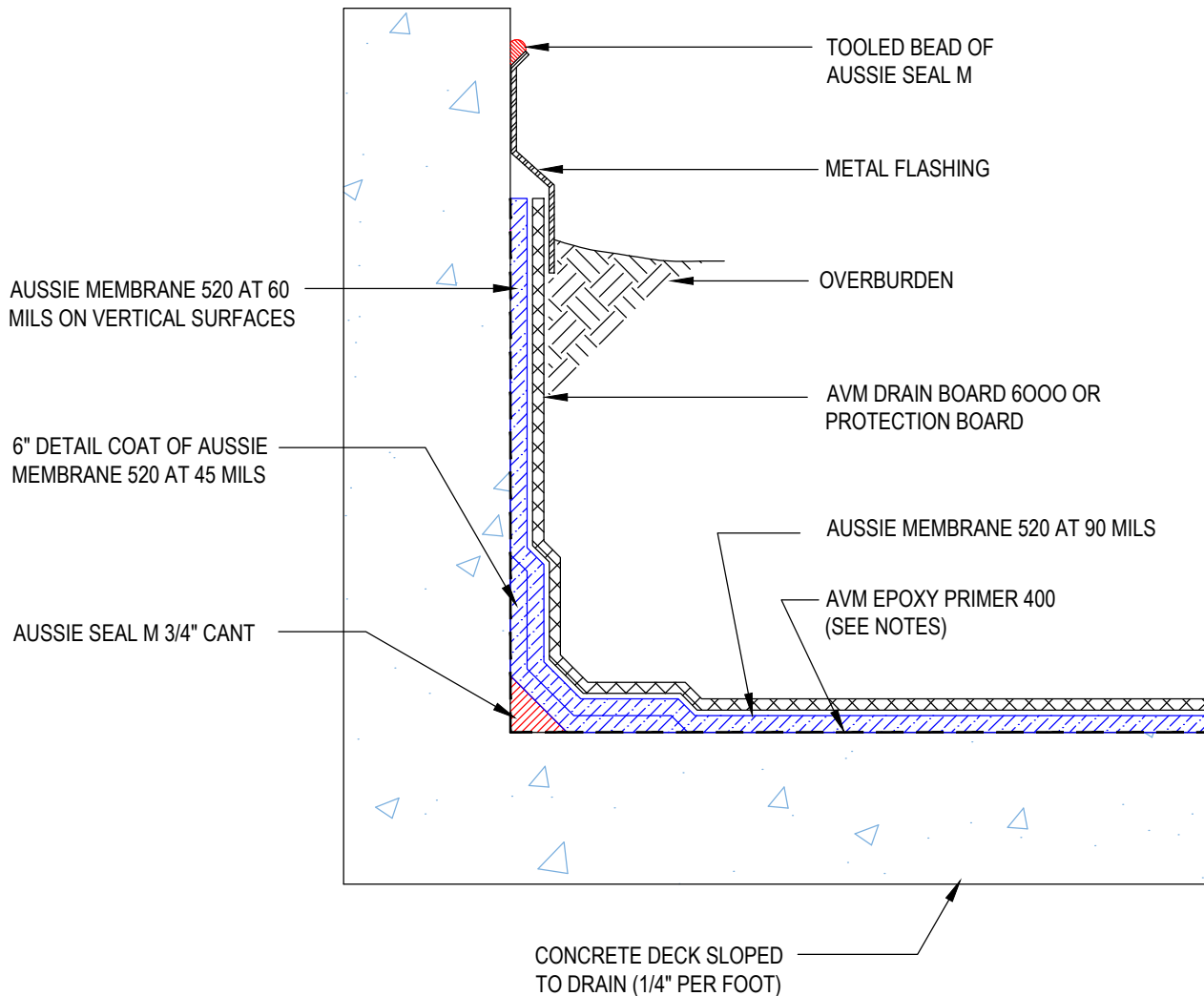
### Notes:

1. Aussie Membrane 520 is a Polyurethane liquid (Roller or Brush Applied) for Below-Grade, Between-Slab, Planters, Roof-Gardens and similar type Waterproofing.
2. Epoxy primer may be required if proper adhesion is not achieved - see installation instructions for further information
3. Contact AVM if no drain board or protection board is specified

DETAIL #:  
0520-1105  
System:  
Aussie Membrane 520

## Deck to Wall Transition With Flashing

**AUSSIE MEMBRANE 520**  
**90 Mil System**



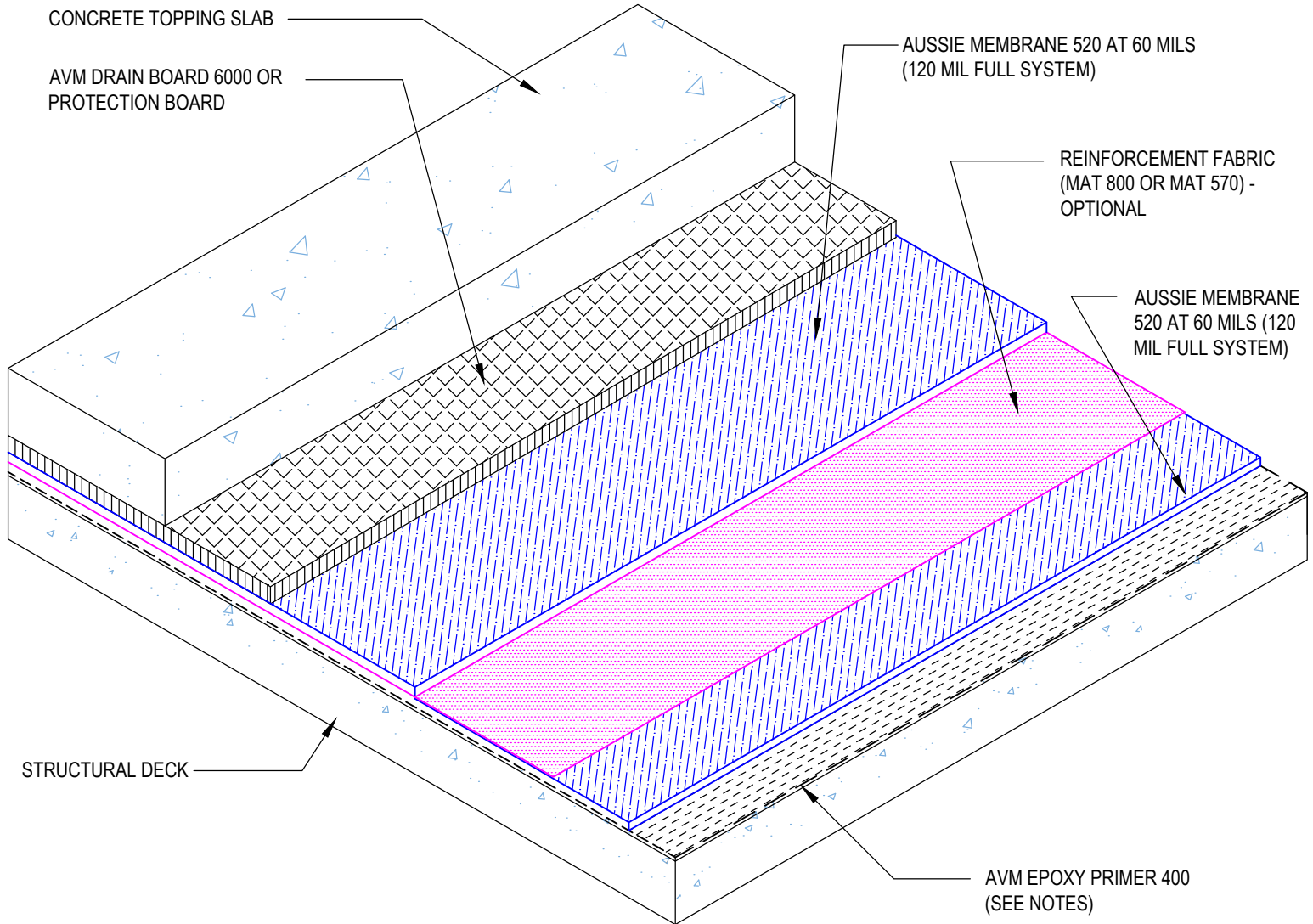
### Notes:

1. Aussie Membrane 520 is a Polyurethane liquid (Roller or Brush Applied) for Below-Grade, Between-Slab, Planters, Roof-Gardens and similar type Waterproofing.
2. Epoxy primer may be required if proper adhesion is not achieved - see installation instructions for further information
3. Contact AVM if no drain board or protection board is specified

DETAIL #:  
0520-1106  
System:  
Aussie Membrane 520

## Split Slab Assembly

**AUSSIE MEMBRANE 520**  
**120 Mil System**



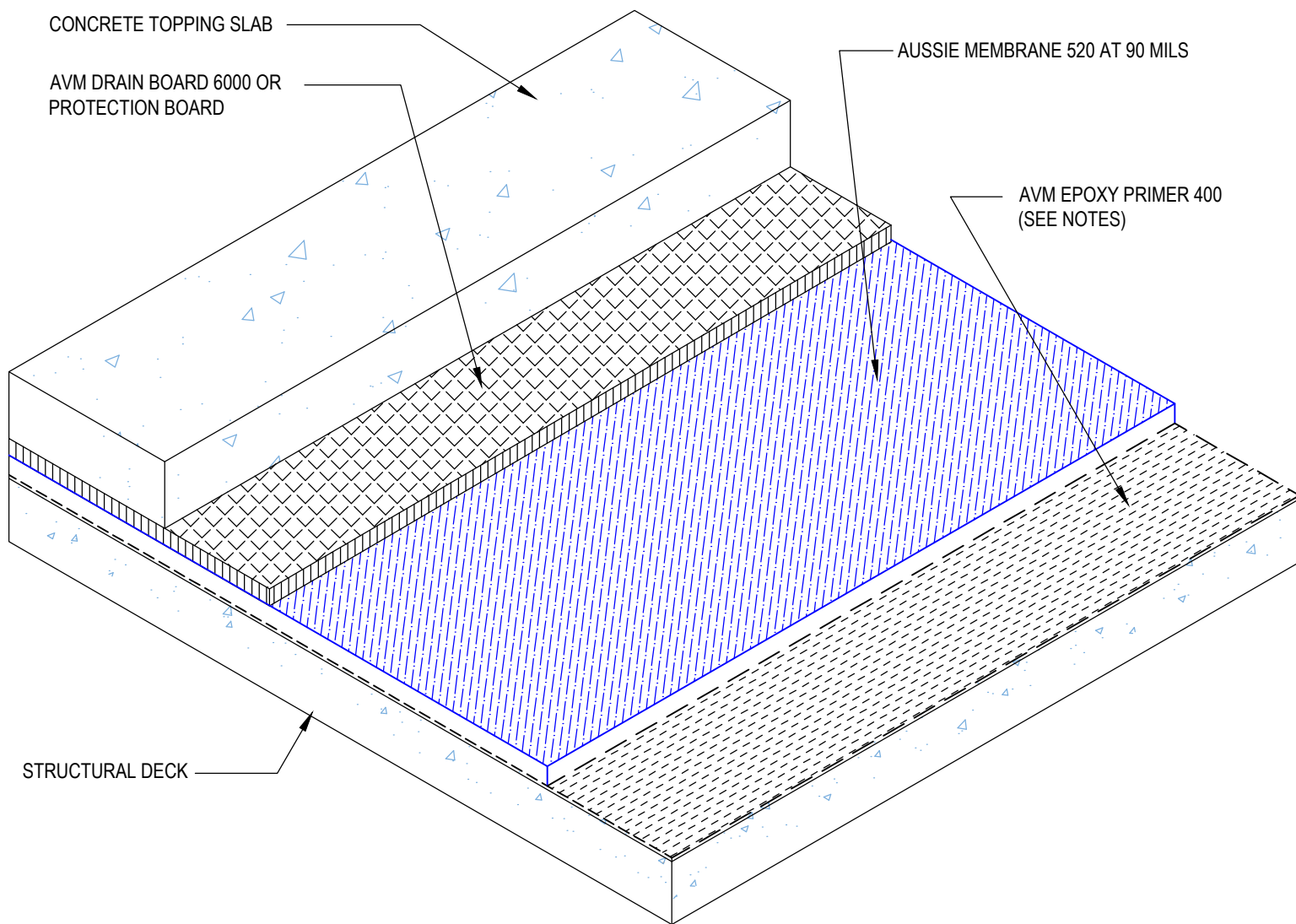
### Notes:

1. Aussie Membrane 520 is a Polyurethane liquid (Roller or Brush Applied) for Below-Grade, Between-Slab, Planters, Roof-Gardens and similar type Waterproofing.
2. Epoxy primer may be required if proper adhesion is not achieved - see installation instructions for further information
3. Contact AVM if no drain board or protection board is specified

DETAIL #:
0520-1107
System:
Aussie Membrane 520

## Split Slab Assembly

**AUSSIE MEMBRANE 520**  
**90 Mil System**



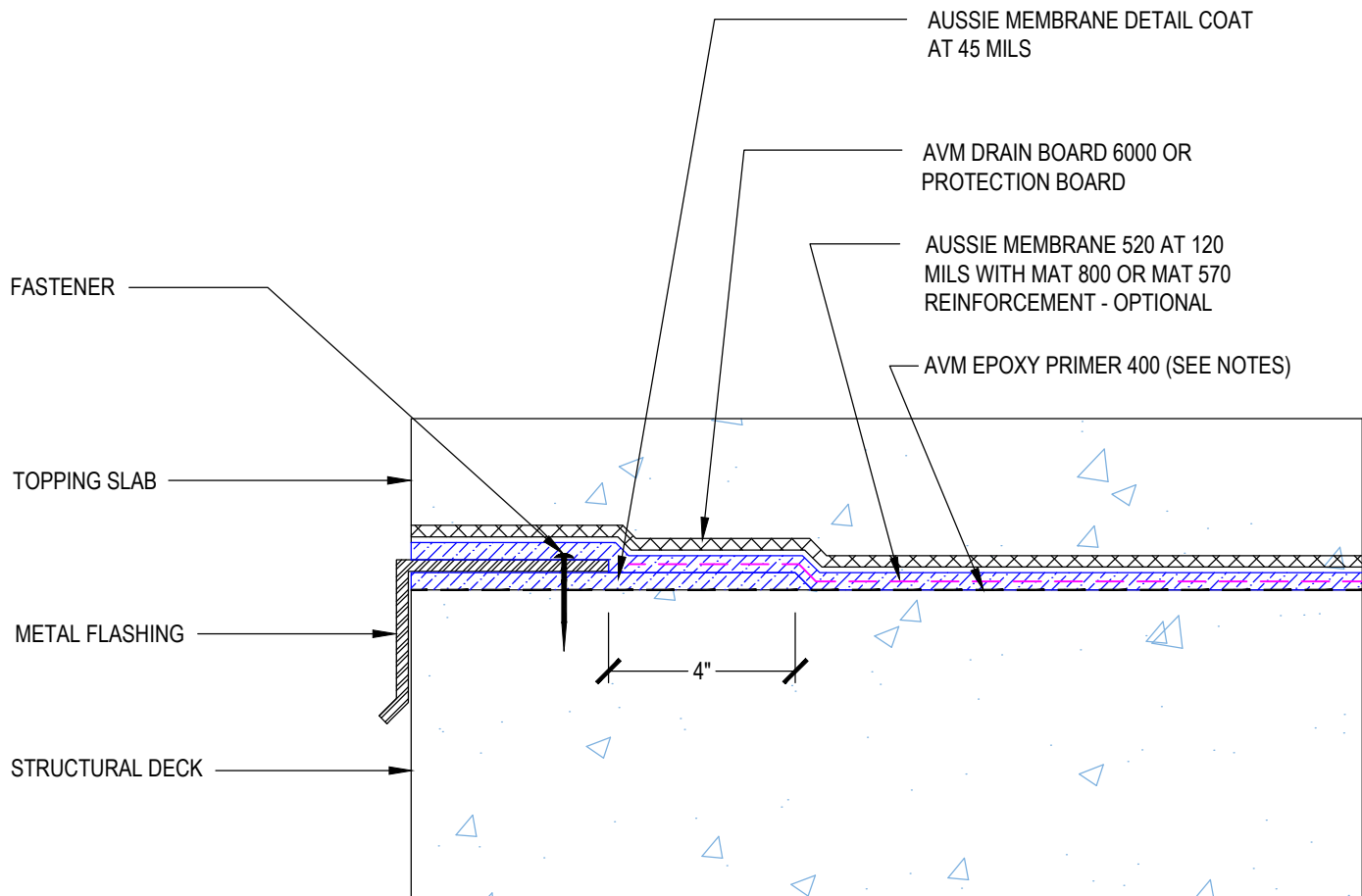
### Notes:

1. Aussie Membrane 520 is a Polyurethane liquid (Roller or Brush Applied) for Below-Grade, Between-Slab, Planters, Roof-Gardens and similar type Waterproofing.
2. Epoxy primer may be required if proper adhesion is not achieved - see installation instructions for further information
3. Contact AVM if no drain board or protection board is specified

DETAIL #:
0520-1108
System:
Aussie Membrane 520

# Split Slab Edge Termination

**AUSSIE MEMBRANE 520**  
**120 Mil System**



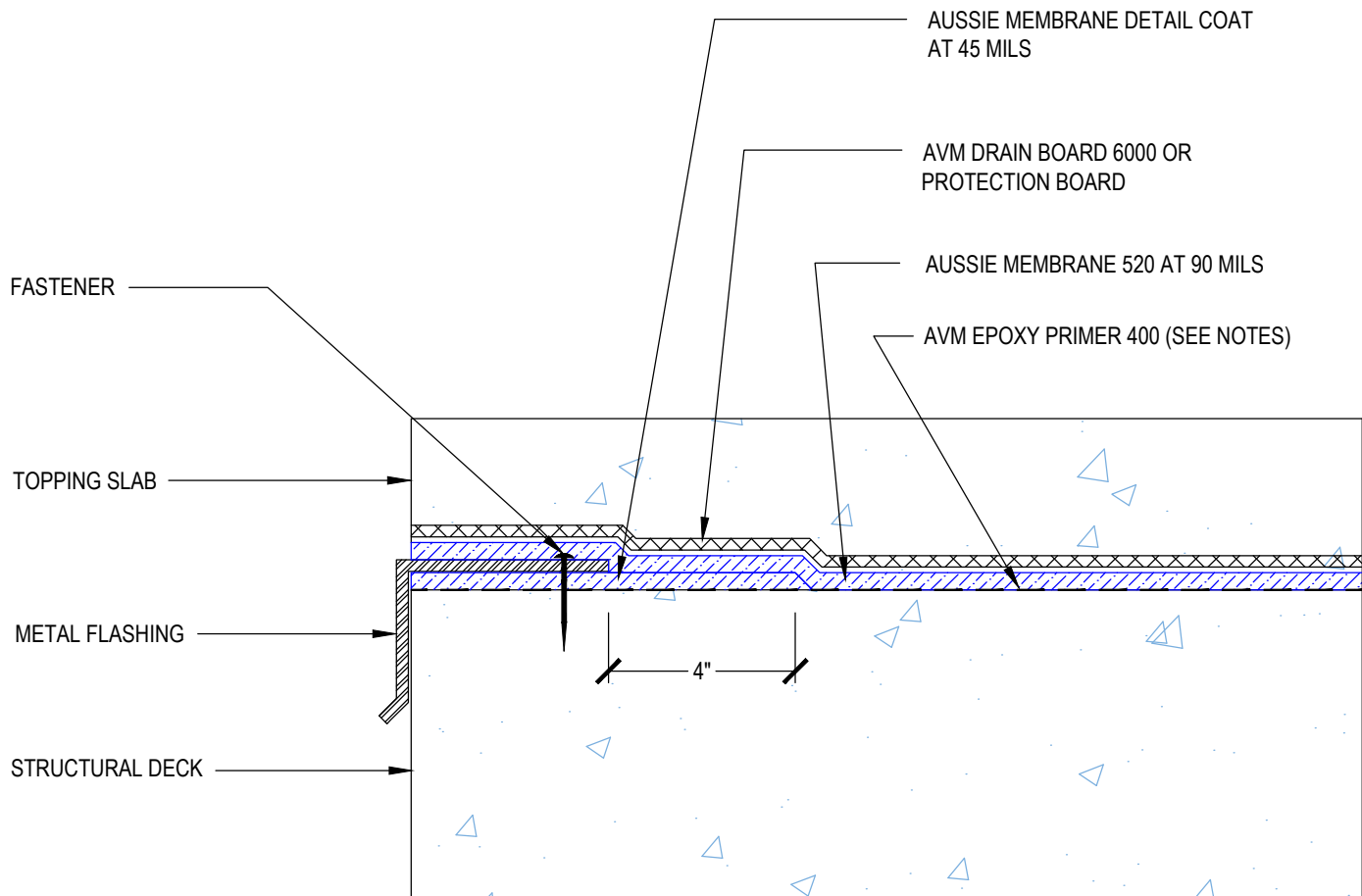
## Notes:

1. Aussie Membrane 520 is a Polyurethane liquid (Roller or Brush Applied) for Below-Grade, Between-Slab, Planters, Roof-Gardens and similar type Waterproofing.
2. Epoxy primer may be required if proper adhesion is not achieved - see installation instructions for further information
3. Contact AVM if no drain board or protection board is specified

DETAIL #:
0520-1109
System:
Aussie Membrane 520

## Split Slab Edge Termination

**AUSSIE MEMBRANE 520**  
**90 Mil System**



### Notes:

1. Aussie Membrane 520 is a Polyurethane liquid (Roller or Brush Applied) for Below-Grade, Between-Slab, Planters, Roof-Gardens and similar type Waterproofing.
2. Epoxy primer may be required if proper adhesion is not achieved - see installation instructions for further information
3. Contact AVM if no drain board or protection board is specified

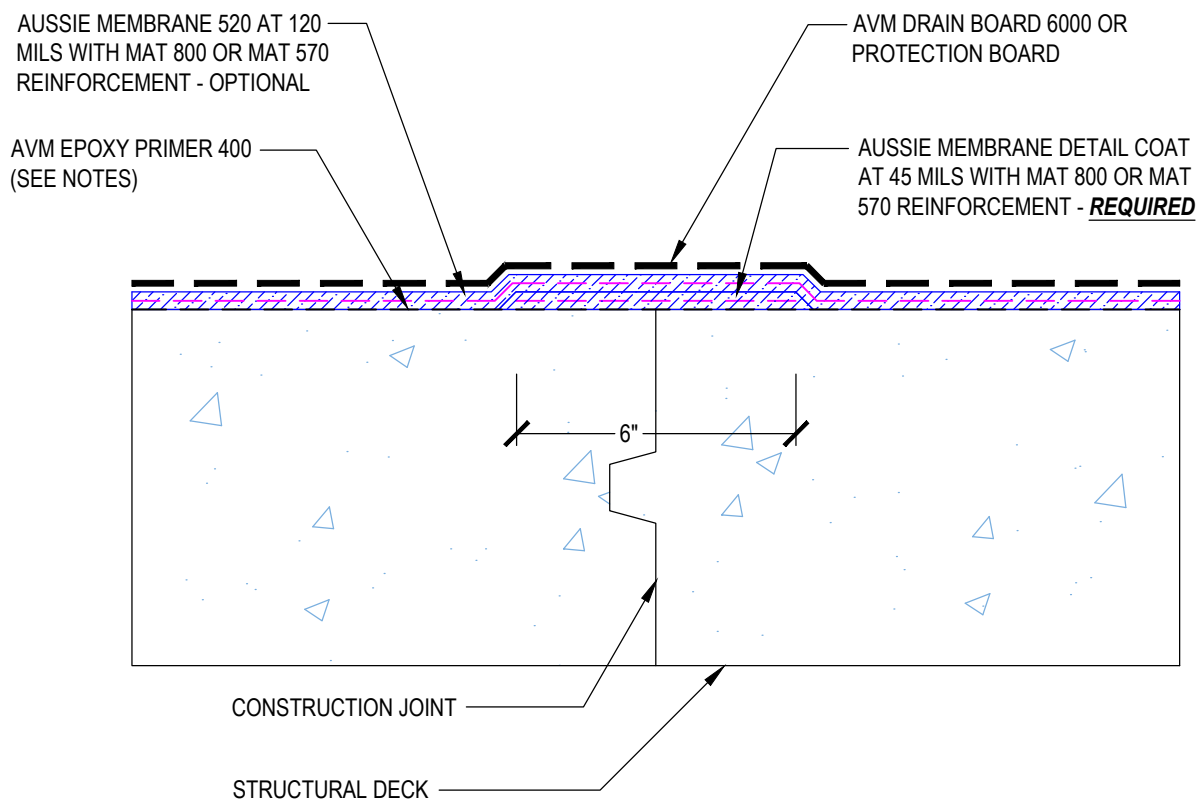


DETAIL #:
0520-1200
System:
Aussie Membrane 520

## Construction Joint Detailing



### AUSSIE MEMBRANE 520 120 Mil System



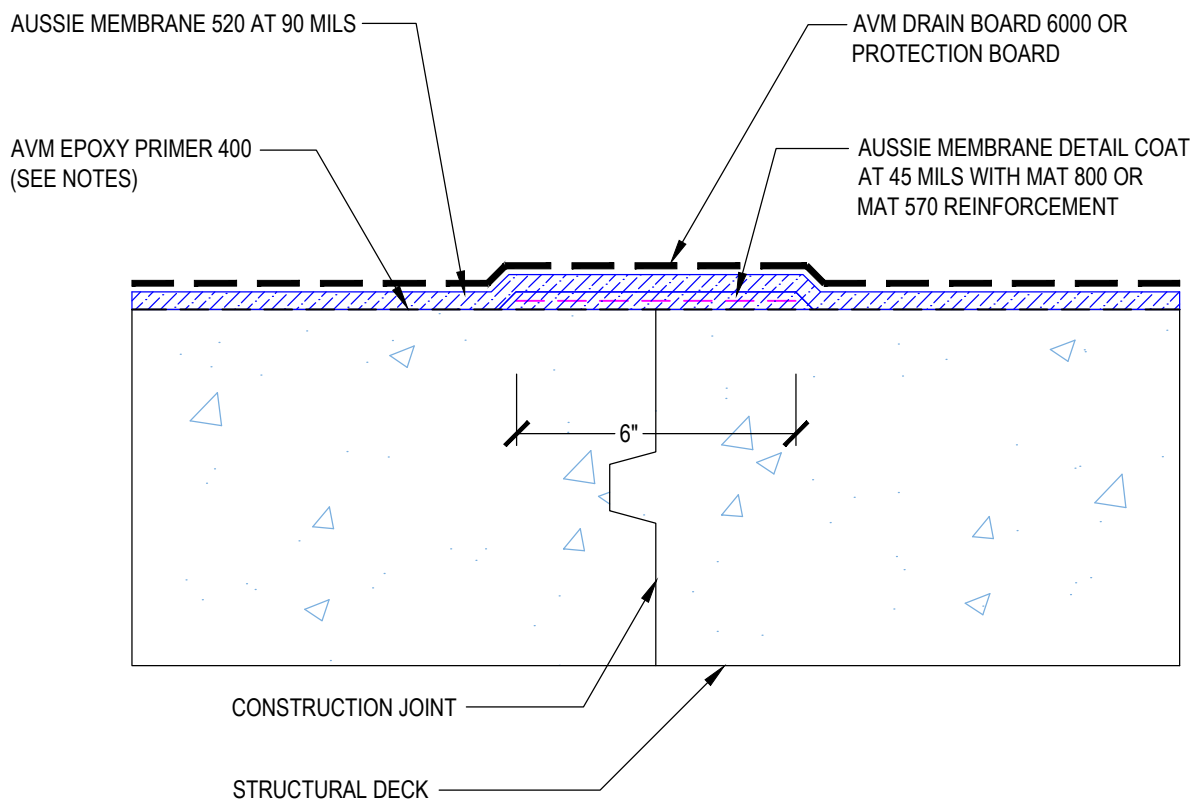
#### Notes:

1. Aussie Membrane 520 is a Polyurethane liquid (Roller or Brush Applied) for Below-Grade, Between-Slab, Planters, Roof-Gardens and similar type Waterproofing.
2. Epoxy primer may be required if proper adhesion is not achieved - see installation instructions for further information
3. Contact AVM if no drain board or protection board is specified

DETAIL #:
0520-1201
System:
Aussie Membrane 520

# Construction Joint Detailing

**AUSSIE MEMBRANE 520**  
**90 Mil System**



## Notes:

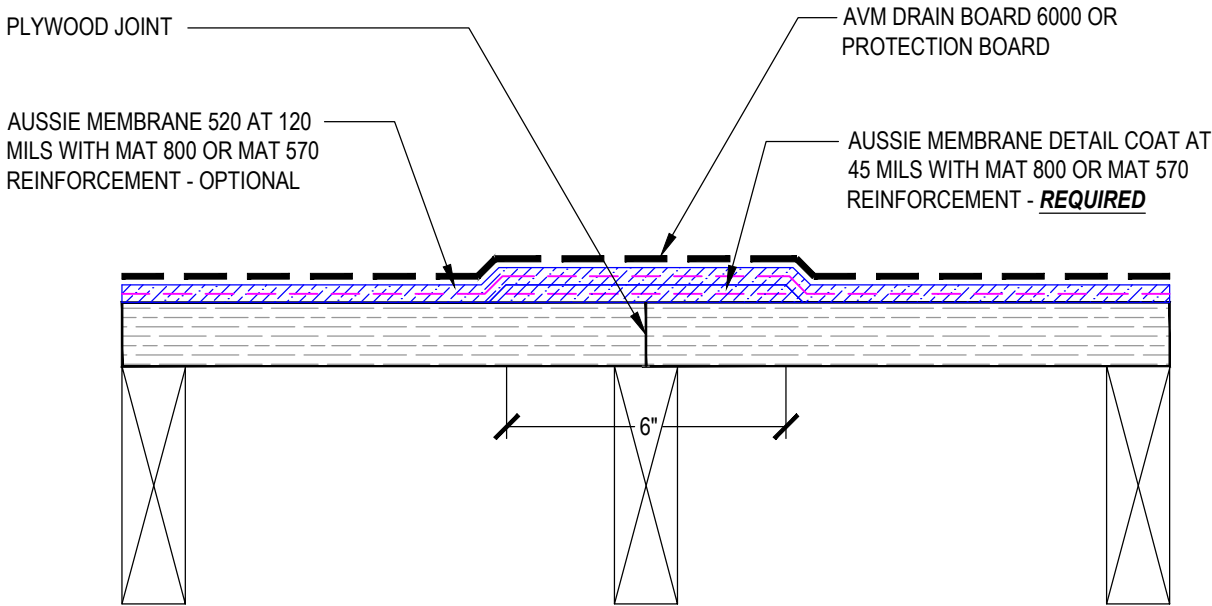
1. Aussie Membrane 520 is a Polyurethane liquid (Roller or Brush Applied) for Below-Grade, Between-Slab, Planters, Roof-Gardens and similar type Waterproofing.
2. Epoxy primer may be required if proper adhesion is not achieved - see installation instructions for further information
3. Contact AVM if no drain board or protection board is specified

DETAIL #:
0520-1204
System:
Aussie Membrane 520

# Construction Joint Detailing



## AUSSIE MEMBRANE 520 120 Mil System



### Notes:

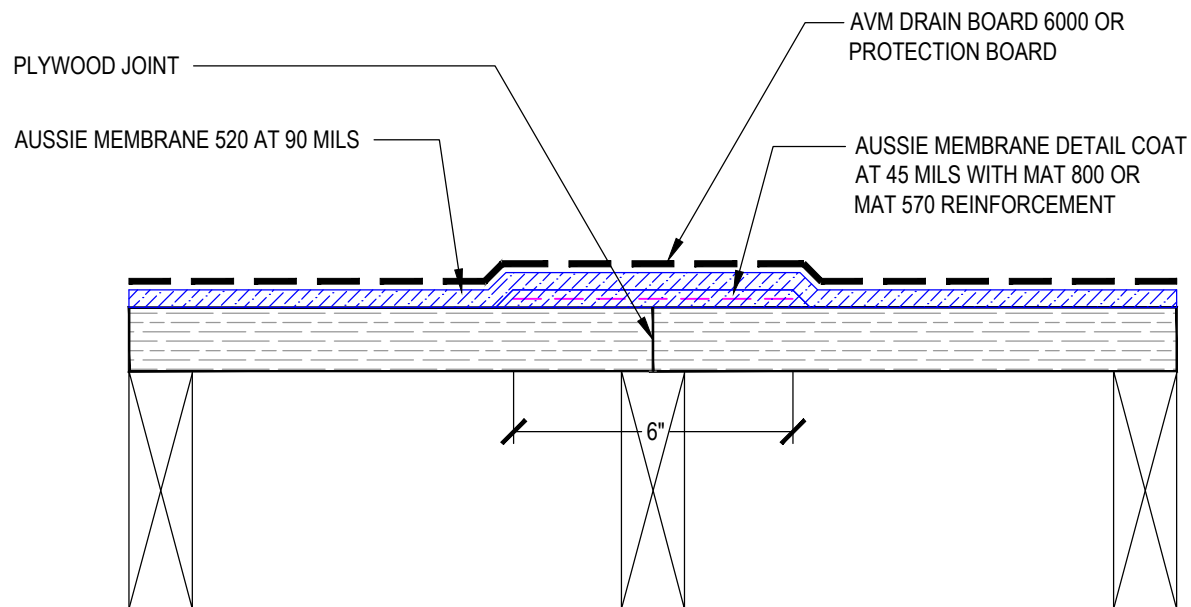
1. Aussie Membrane 520 is a Polyurethane liquid (Roller or Brush Applied) for Below-Grade, Between-Slab, Planters, Roof-Gardens and similar type Waterproofing.
2. Epoxy primer may be required if proper adhesion is not achieved - see installation instructions for further information
3. Contact AVM if no drain board or protection board is specified

DETAIL #:
0520-1205
System:
Aussie Membrane 520

## Construction Joint Detailing



### AUSSIE MEMBRANE 520 90 Mil System



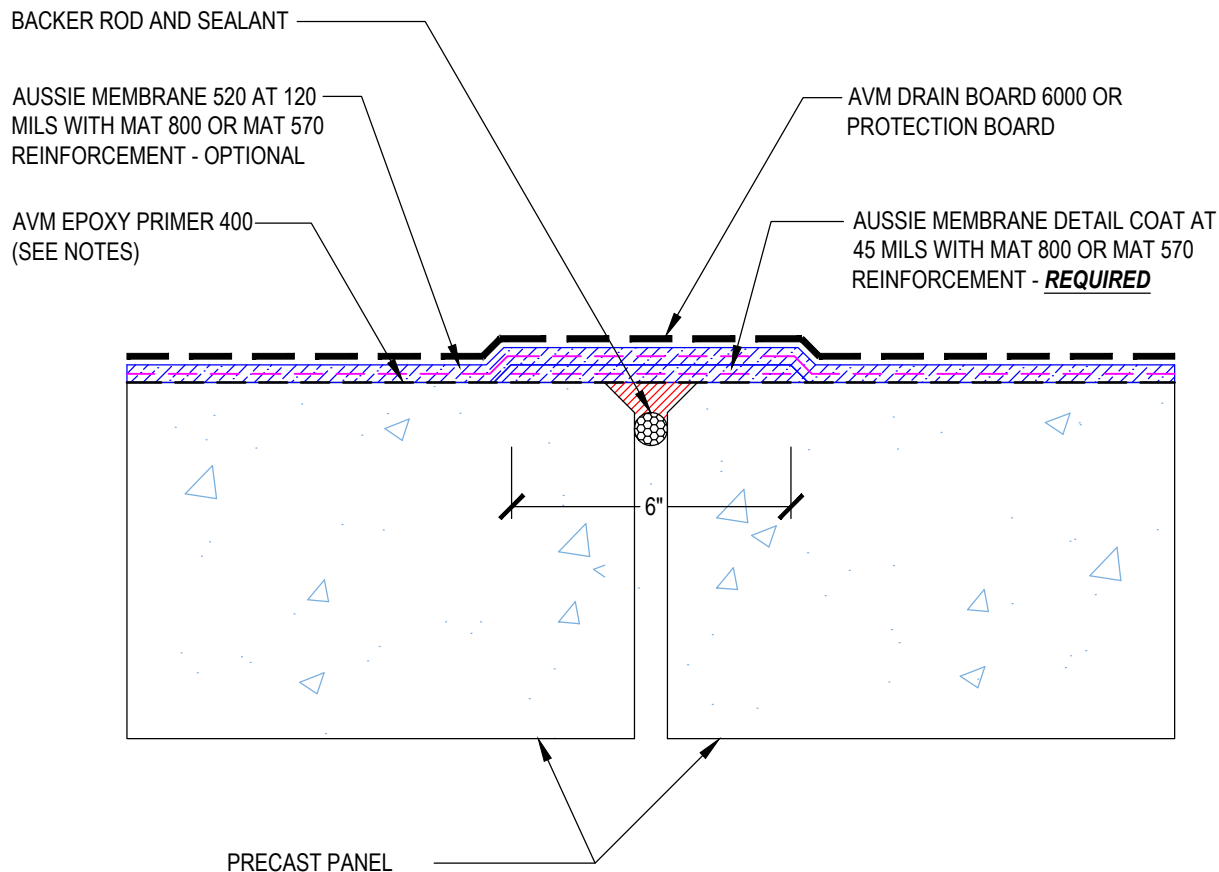
#### Notes:

1. Aussie Membrane 520 is a Polyurethane liquid (Roller or Brush Applied) for Below-Grade, Between-Slab, Planters, Roof-Gardens and similar type Waterproofing.
2. Contact AVM if no drain board or protection board is specified

DETAIL #:
0520-1206
System:
Aussie Membrane 520

## Precast Joint Detailing

### AUSSIE MEMBRANE 520 120 Mil System



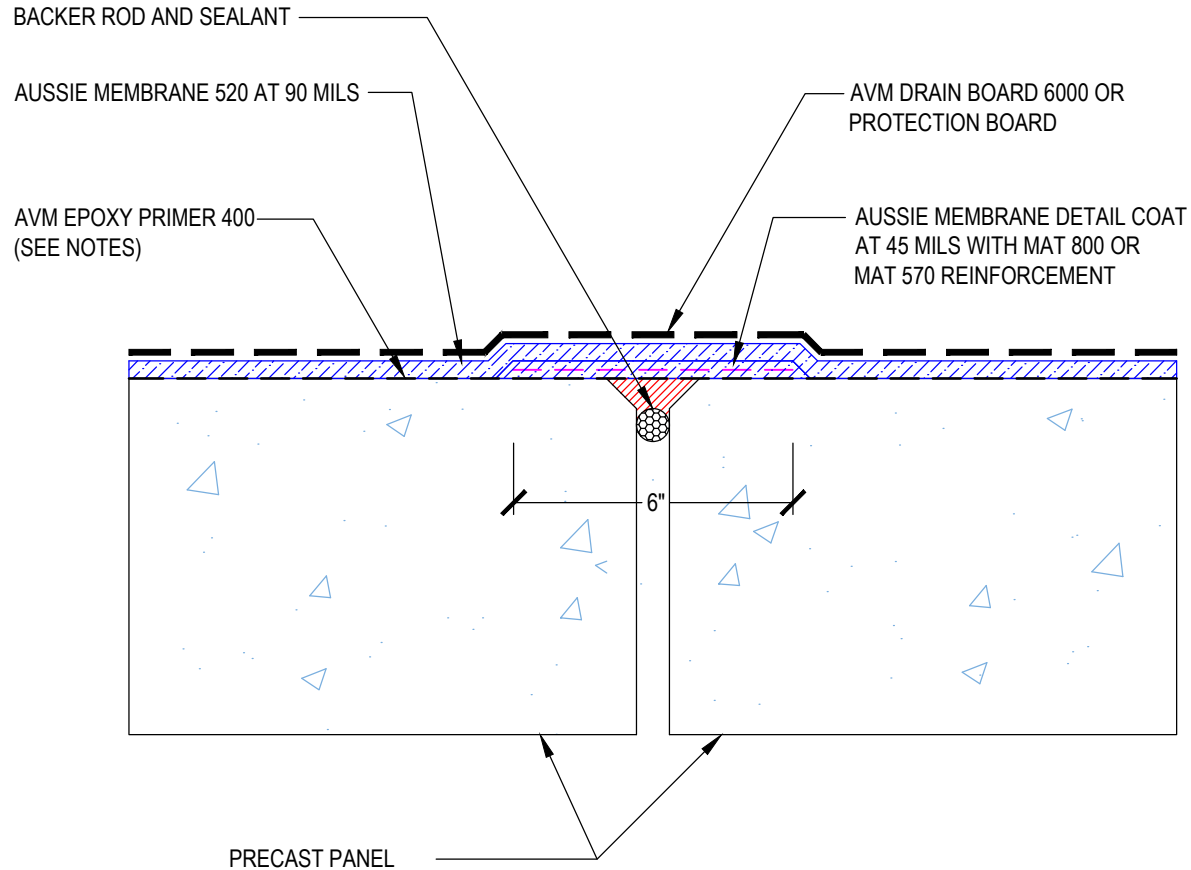
#### Notes:

1. Aussie Membrane 520 is a Polyurethane liquid (Roller or Brush Applied) for Below-Grade, Between-Slab, Planters, Roof-Gardens and similar type Waterproofing.
2. Epoxy primer may be required if proper adhesion is not achieved - see installation instructions for further information
3. Contact AVM if no drain board or protection board is specified

DETAIL #:
0520-1207
System:
Aussie Membrane 520

## Precast Joint Detailing

**AUSSIE MEMBRANE 520**  
**90 Mil System**



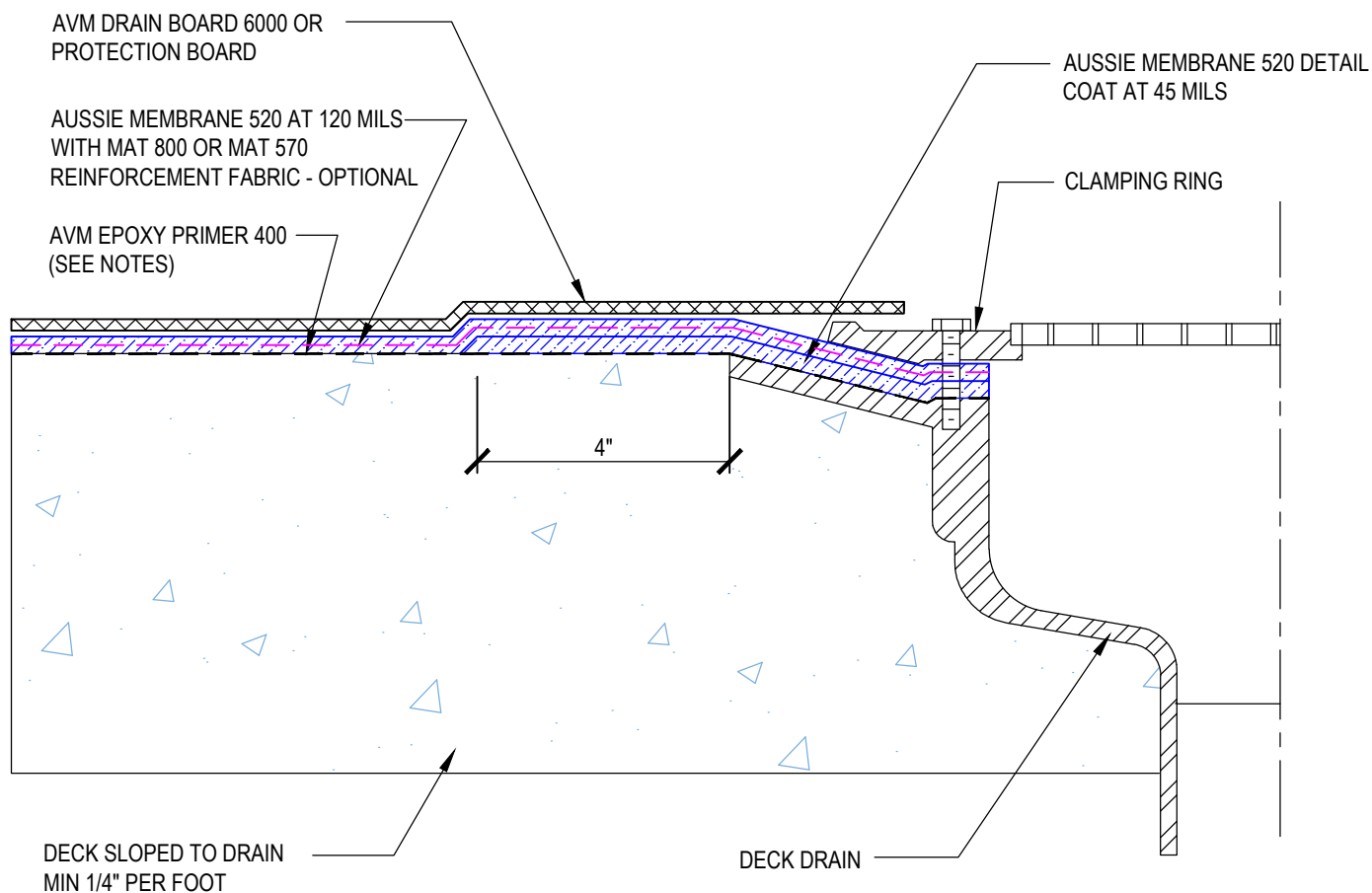
### Notes:

1. Aussie Membrane 520 is a Polyurethane liquid (Roller or Brush Applied) for Below-Grade, Between-Slab, Planters, Roof-Gardens and similar type Waterproofing.
2. Epoxy primer may be required if proper adhesion is not achieved - see installation instructions for further information
3. Contact AVM if no drain board or protection board is specified

DETAIL #:
0520-1504
System:
Aussie Membrane 520

## Deck Drain - Flush

**AUSSIE MEMBRANE 520**  
**120 Mil System**



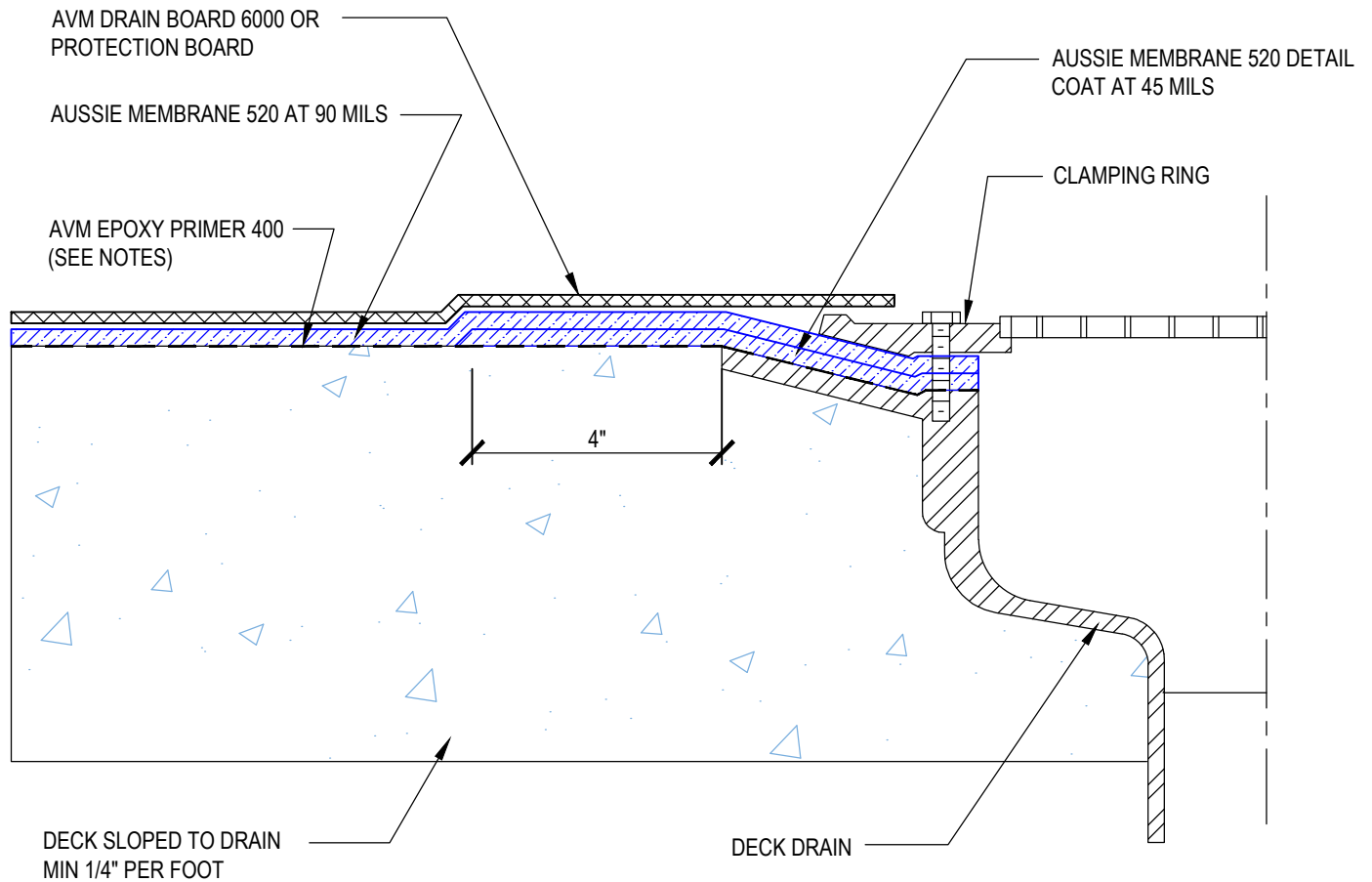
### Notes:

1. Aussie Membrane 520 is a Polyurethane liquid (Roller or Brush Applied) for Below-Grade, Between-Slab, Planters, Roof-Gardens and similar type Waterproofing.
2. Epoxy primer may be required if proper adhesion is not achieved - see installation instructions for further information
3. Contact AVM if no drain board or protection board is specified

DETAIL #:
0520-1505
System:
Aussie Membrane 520

## Deck Drain - Flush

**AUSSIE MEMBRANE 520**  
**90 Mil System**



### Notes:

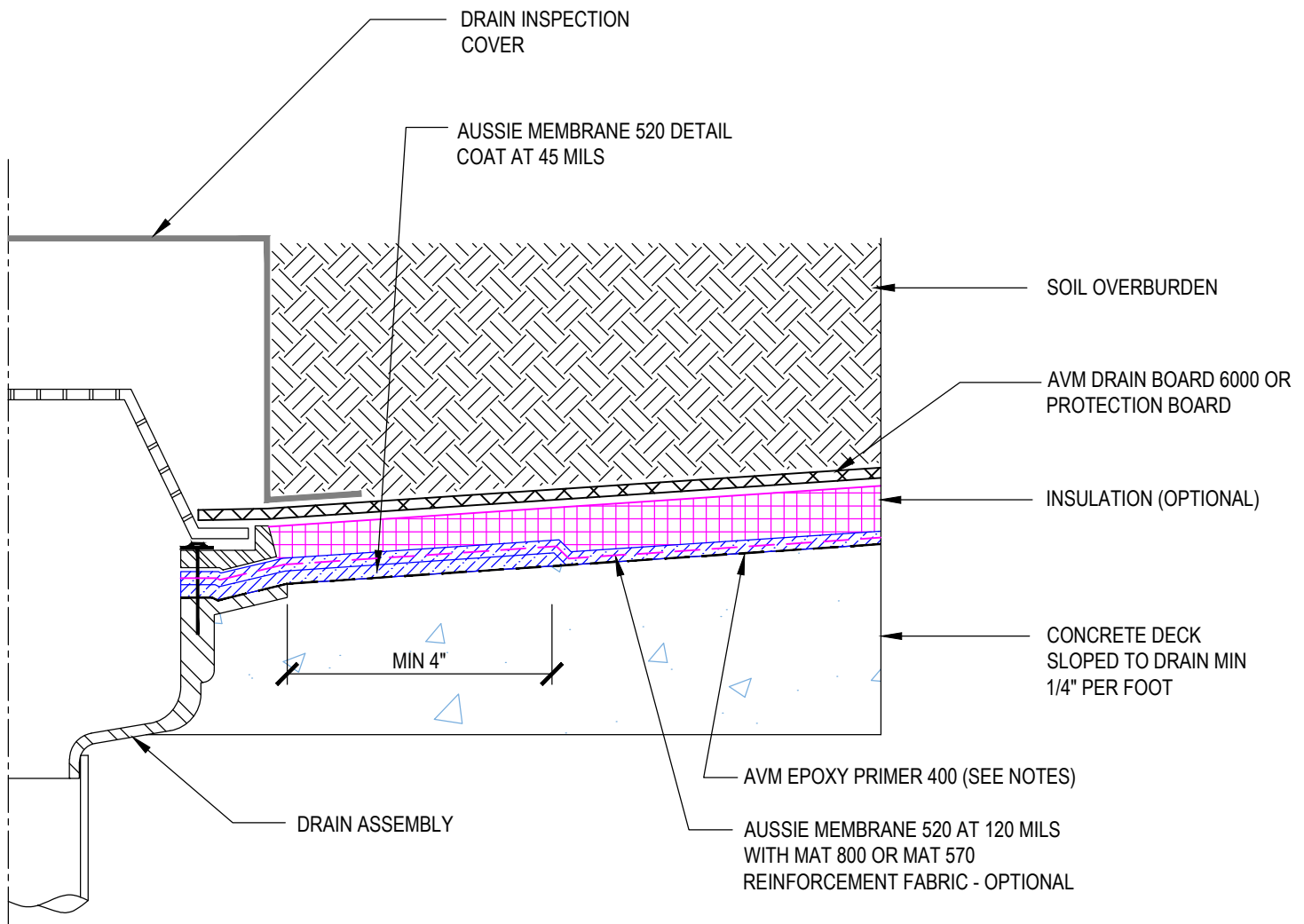
1. Aussie Membrane 520 is a Polyurethane liquid (Roller or Brush Applied) for Below-Grade, Between-Slab, Planters, Roof-Gardens and similar type Waterproofing.
2. Epoxy primer may be required if proper adhesion is not achieved - see installation instructions for further information
3. Contact AVM if no drain board or protection board is specified



DETAIL #:  
0520-1506  
System:  
Aussie Membrane 520

## Deck Drain with Inspection Cover

**AUSSIE MEMBRANE 520**  
**120 Mil System**



### Notes:

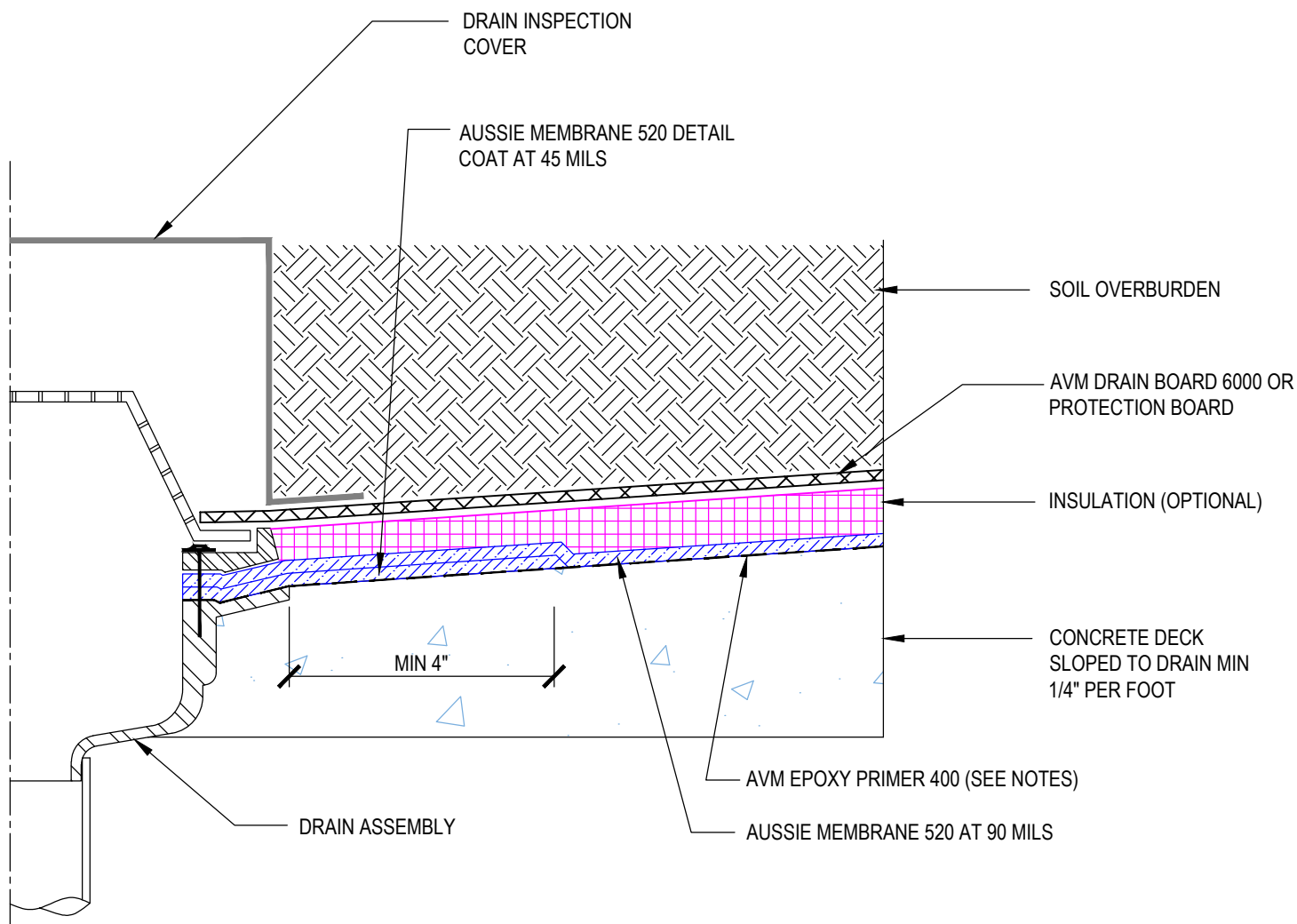
1. Aussie Membrane 520 is a Polyurethane liquid (Roller or Brush Applied) for Below-Grade, Between-Slab, Planters, Roof-Gardens and similar type Waterproofing.
2. Epoxy primer may be required if proper adhesion is not achieved - see installation instructions for further information
3. Contact AVM if no drain board or protection board is specified

DETAIL #:
0520-1507
System:
Aussie Membrane 520

## Deck Drain with Inspection Cover



**AUSSIE MEMBRANE 520**  
**90 Mil System**



### Notes:

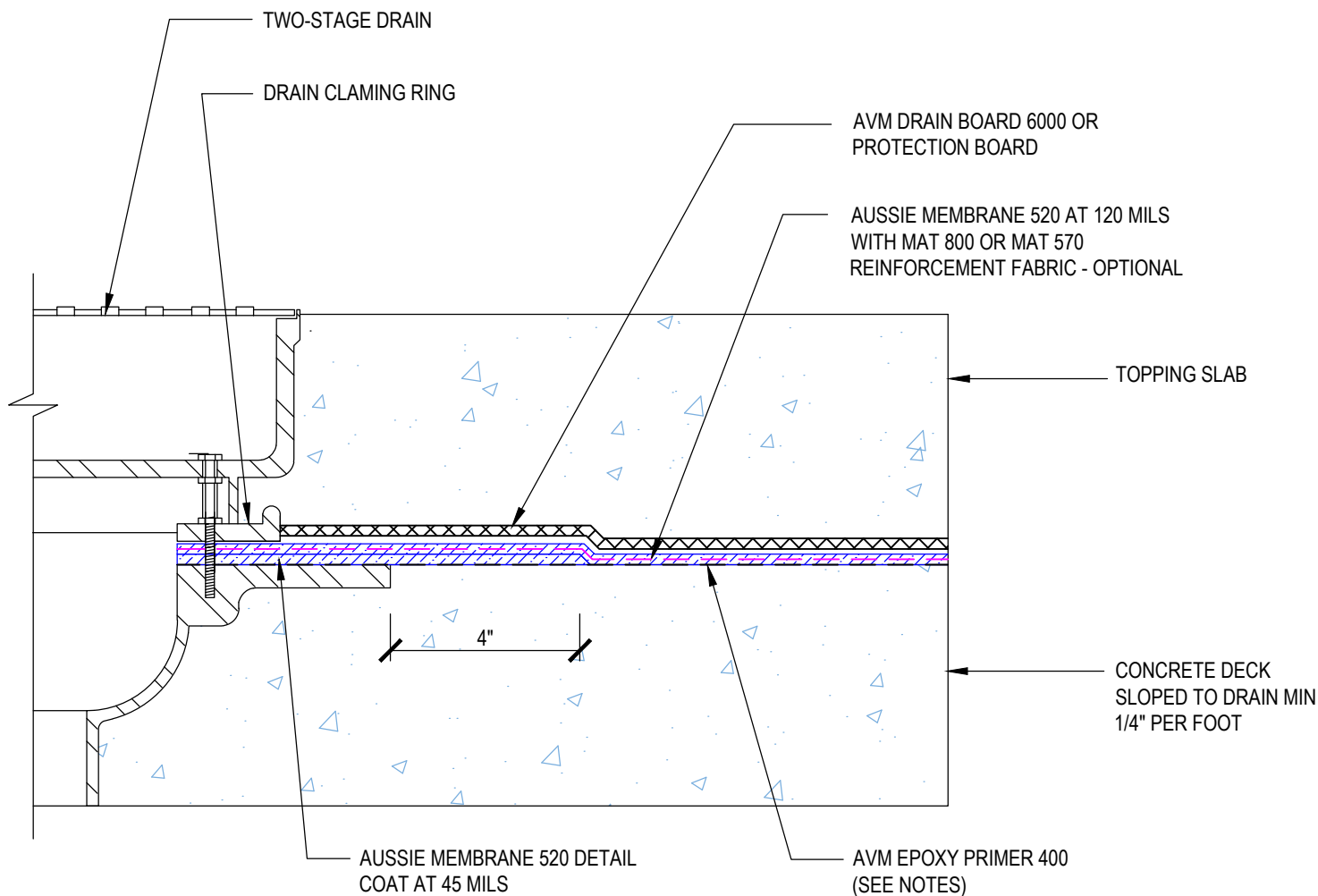
1. Aussie Membrane 520 is a Polyurethane liquid (Roller or Brush Applied) for Below-Grade, Between-Slab, Planters, Roof-Gardens and similar type Waterproofing.
2. Epoxy primer may be required if proper adhesion is not achieved - see installation instructions for further information
3. Contact AVM if no drain board or protection board is specified

DETAIL #:
0520-1508
System:
Aussie Membrane 520

## Split Slab Two-Stage Drain



### AUSSIE MEMBRANE 520 120 Mil System



#### Notes:

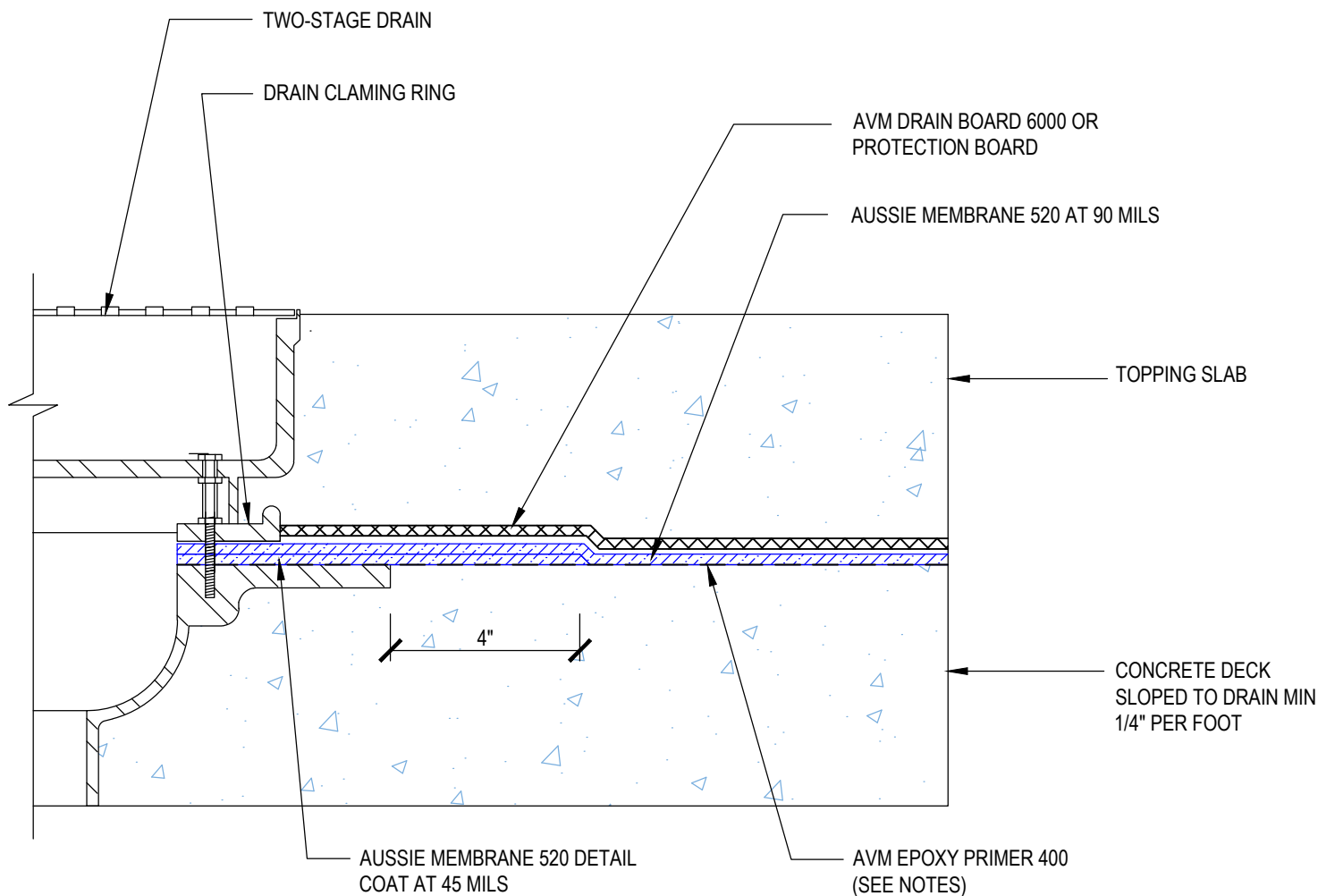
1. Aussie Membrane 520 is a Polyurethane liquid (Roller or Brush Applied) for Below-Grade, Between-Slab, Planters, Roof-Gardens and similar type Waterproofing.
2. Epoxy primer may be required if proper adhesion is not achieved - see installation instructions for further information
3. Contact AVM if no drain board or protection board is specified

DETAIL #:
0520-1509
System:
Aussie Membrane 520

## Split Slab Two-Stage Drain



**AUSSIE MEMBRANE 520**  
**90 Mil System**



### Notes:

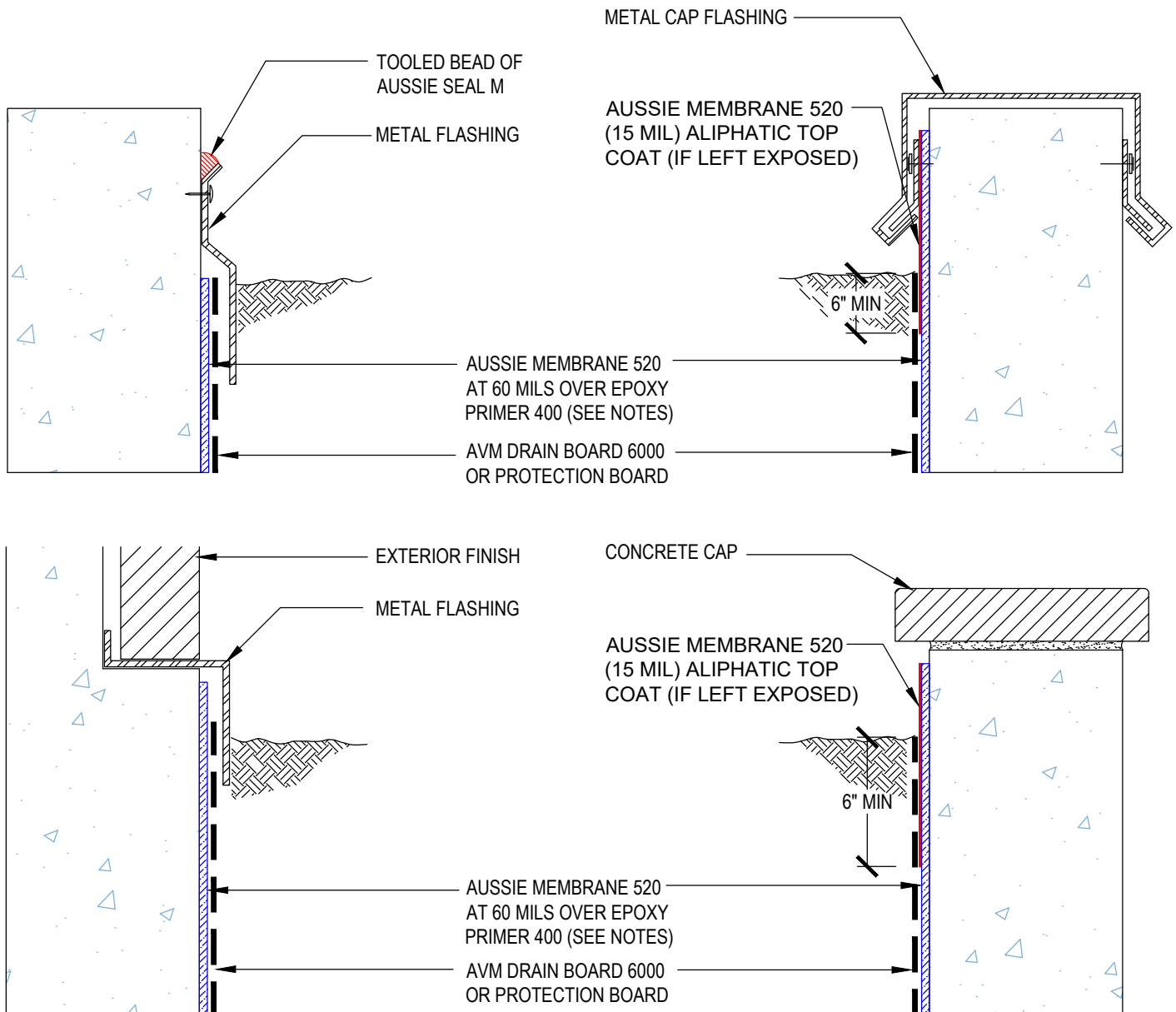
1. Aussie Membrane 520 is a Polyurethane liquid (Roller or Brush Applied) for Below-Grade, Between-Slab, Planters, Roof-Gardens and similar type Waterproofing.
2. Epoxy primer may be required if proper adhesion is not achieved - see installation instructions for further information
3. Contact AVM if no drain board or protection board is specified

DETAIL #:
0520-6002
System:
Aussie Membrane 520

## Planter Terminations



### AUSSIE MEMBRANE 520



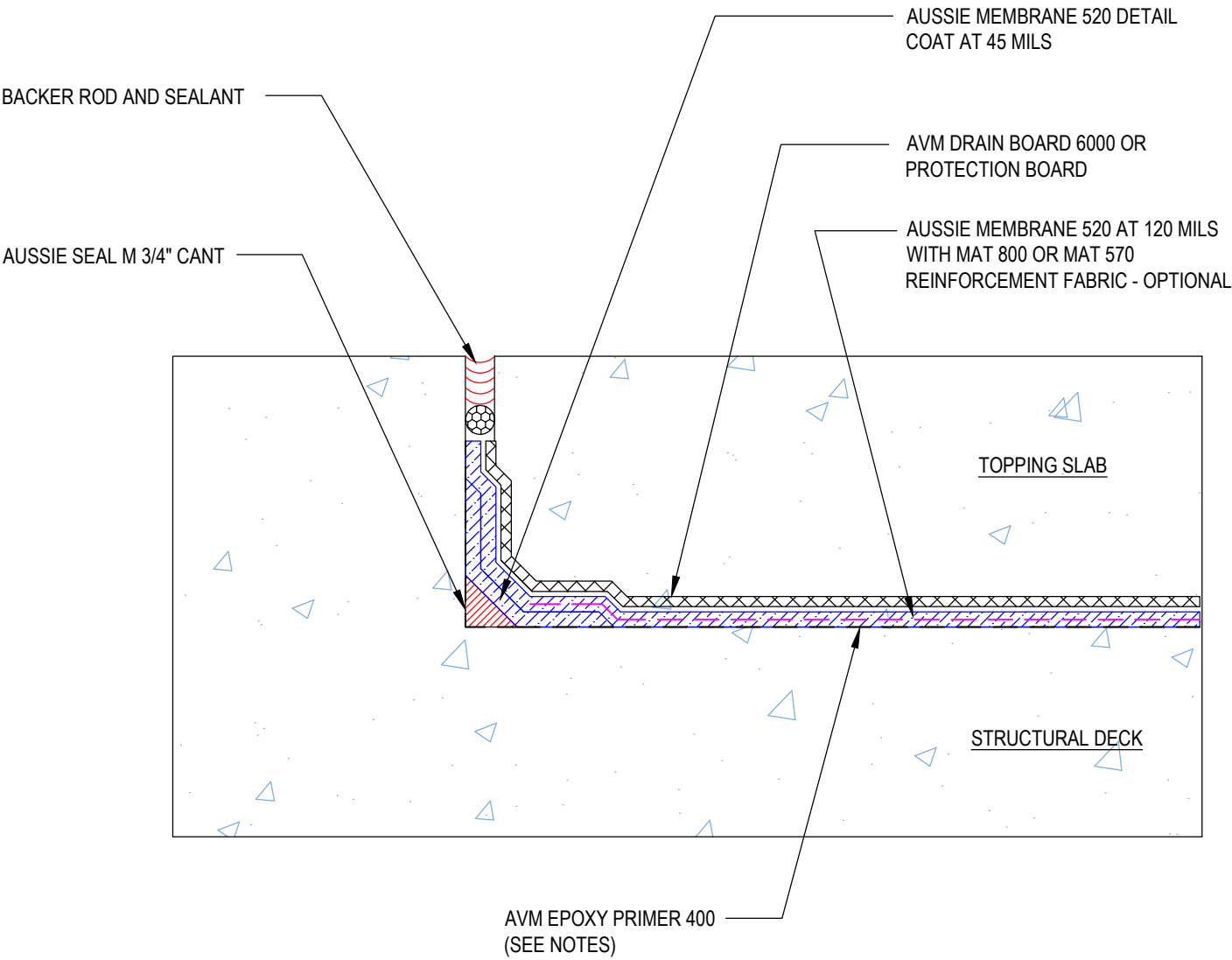
#### Notes:

1. Aussie Membrane 520 is a Polyurethane liquid (Roller or Brush Applied) for Below-Grade, Between-Slab, Planters, Roof-Gardens and similar type Waterproofing.
2. Epoxy primer may be required if proper adhesion is not achieved - see installation instructions for further information
3. Contact AVM if no drain board or protection board is specified

DETAIL #:
0520-6004
System:
Aussie Membrane 520

# Sidewalk Termination

**AUSSIE MEMBRANE 520**  
**120 Mil System**

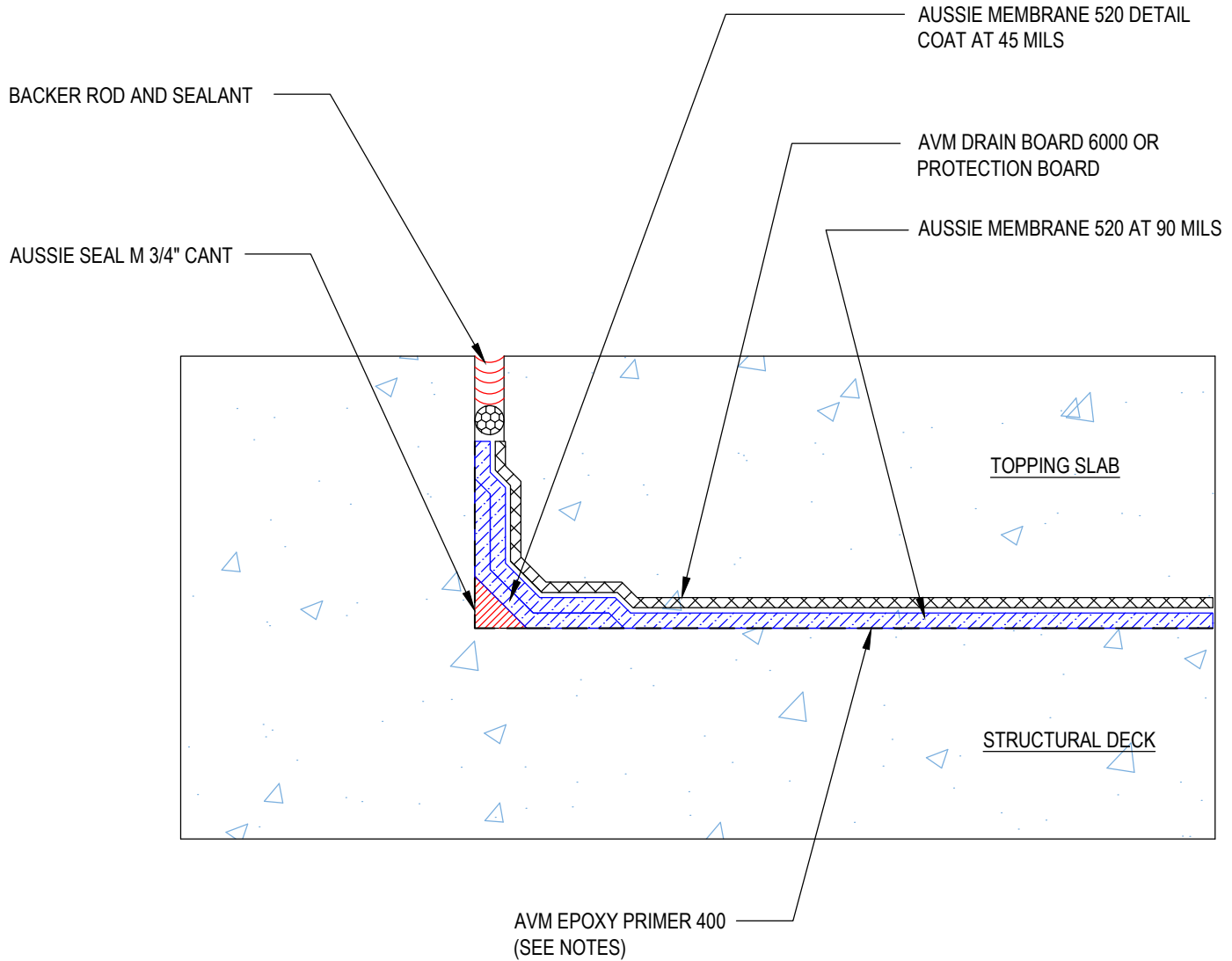


- Notes:**
1. Aussie Membrane 520 is a Polyurethane liquid (Roller or Brush Applied) for Below-Grade, Between-Slab, Planters, Roof-Gardens and similar type Waterproofing.
  2. Epoxy primer may be required if proper adhesion is not achieved - see installation instructions for further information
  3. Contact AVM if no drain board or protection board is specified

DETAIL #:
0520-6005
System:
Aussie Membrane 520

## Sidewalk Termination

**AUSSIE MEMBRANE 520**  
**90 Mil System**



### Notes:

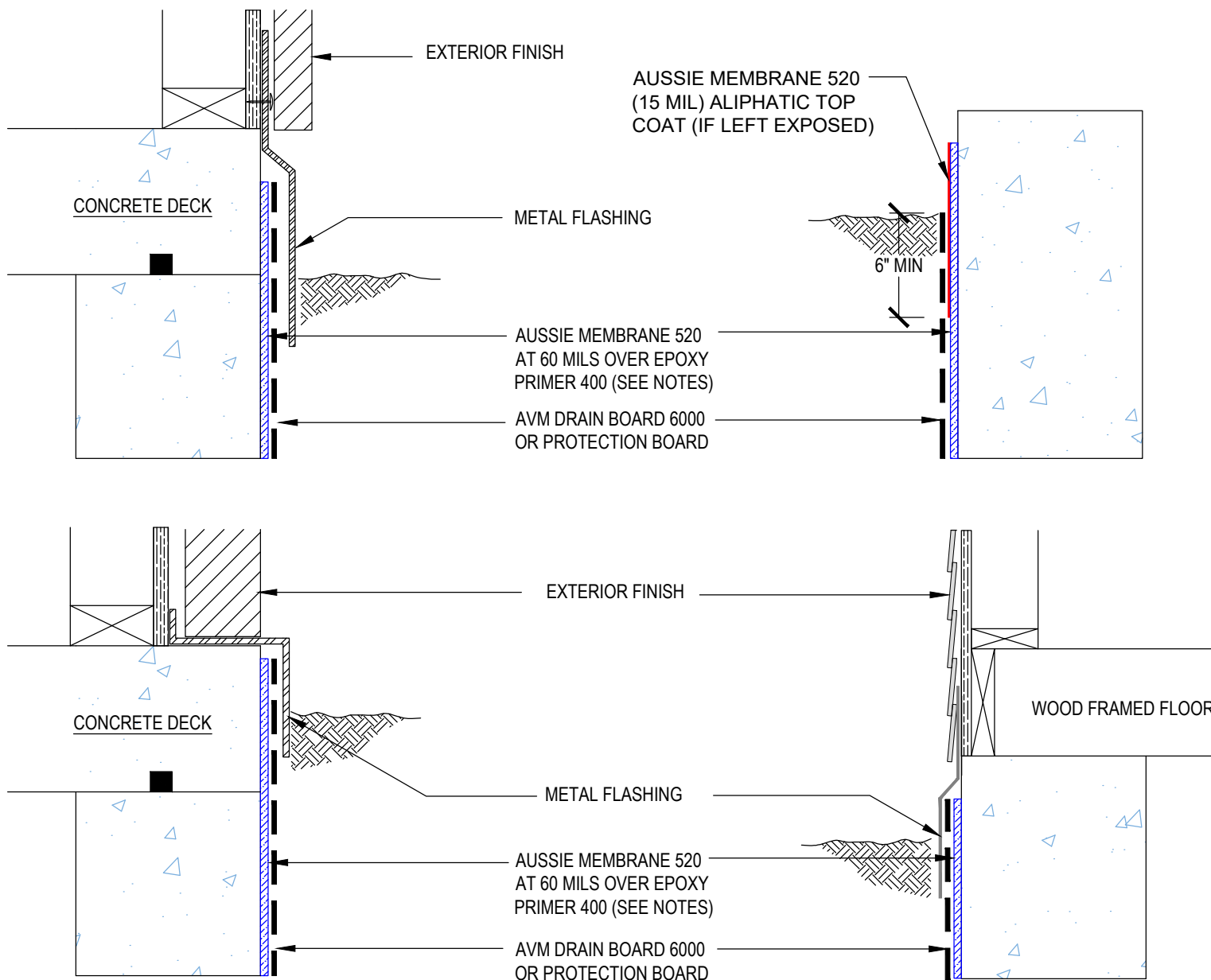
1. Aussie Membrane 520 is a Polyurethane liquid (Roller or Brush Applied) for Below-Grade, Between-Slab, Planters, Roof-Gardens and similar type Waterproofing.
2. Epoxy primer may be required if proper adhesion is not achieved - see installation instructions for further information
3. Contact AVM if no drain board or protection board is specified

DETAIL #:
0520-6006
System:
Aussie Membrane 520

## Backfilled Wall Terminations



### AUSSIE MEMBRANE 520



#### Notes:

1. Aussie Membrane 520 is a Polyurethane liquid (Roller or Brush Applied) for Below-Grade, Between-Slab, Planters, Roof-Gardens and similar type Waterproofing.
2. Epoxy primer may be required if proper adhesion is not achieved - see installation instructions for further information
3. Contact AVM if no drain board or protection board is specified

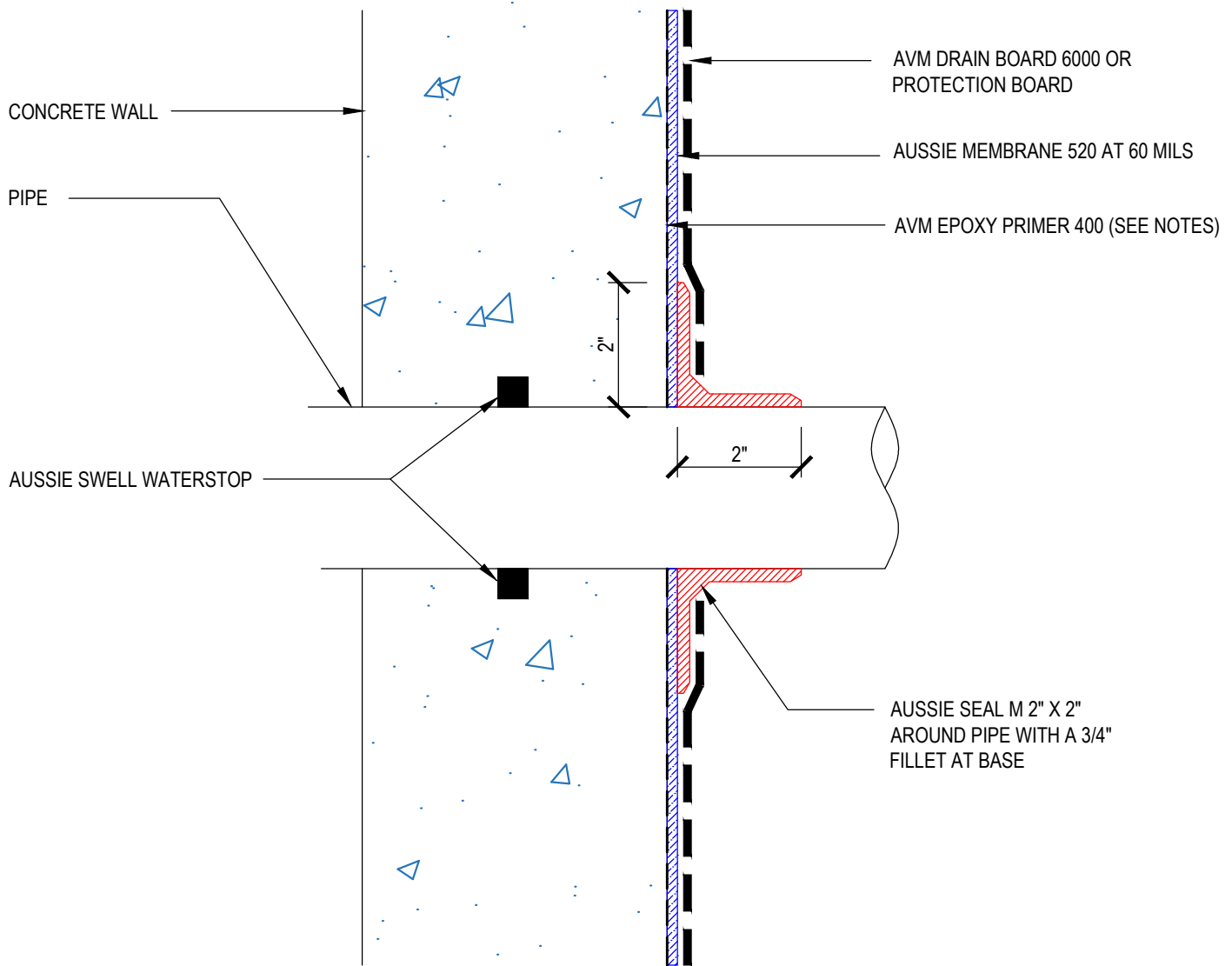


DETAIL #:  
0520-6502  
System:  
Aussie Membrane 520

## Typical Wall Penetration



### AUSSIE MEMBRANE 520



#### Notes:

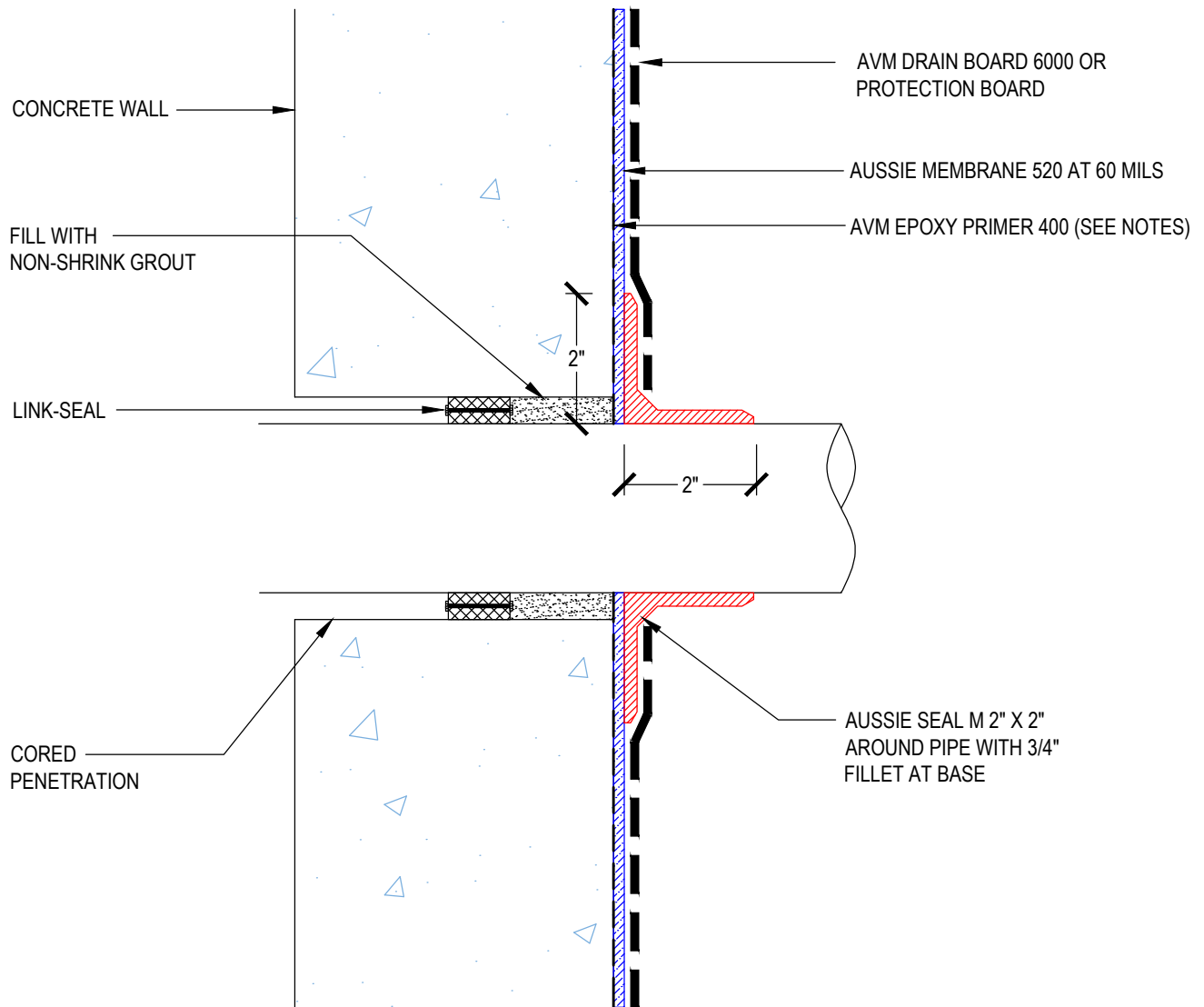
1. Aussie Membrane 520 is a Polyurethane liquid (Roller or Brush Applied) for Below-Grade, Between-Slab, Planters, Roof-Gardens and similar type Waterproofing.
2. Epoxy primer may be required if proper adhesion is not achieved - see installation instructions for further information
3. Contact AVM if no drain board or protection board is specified

DETAIL #:
0520-6504
System:
Aussie Membrane 520

## Cored Wall Penetration



### AUSSIE MEMBRANE 520



#### Notes:

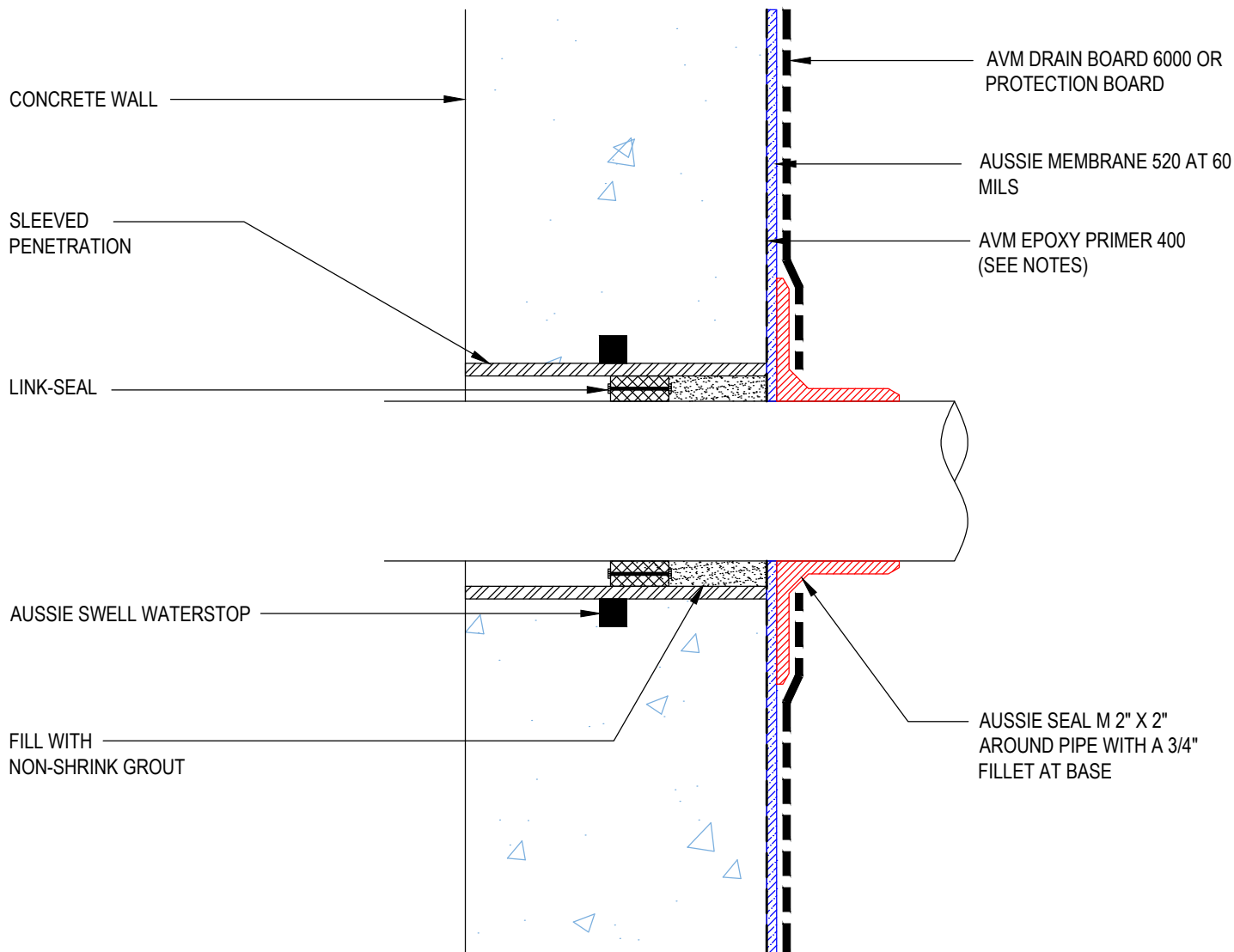
1. Aussie Membrane 520 is a Polyurethane liquid (Roller or Brush Applied) for Below-Grade, Between-Slab, Planters, Roof-Gardens and similar type Waterproofing.
2. Epoxy primer may be required if proper adhesion is not achieved - see installation instructions for further information
3. Contact AVM if no drain board or protection board is specified

DETAIL #:
0520-6505
System:
Aussie Membrane 520

## Sleeved Wall Penetration



### AUSSIE MEMBRANE 520



#### Notes:

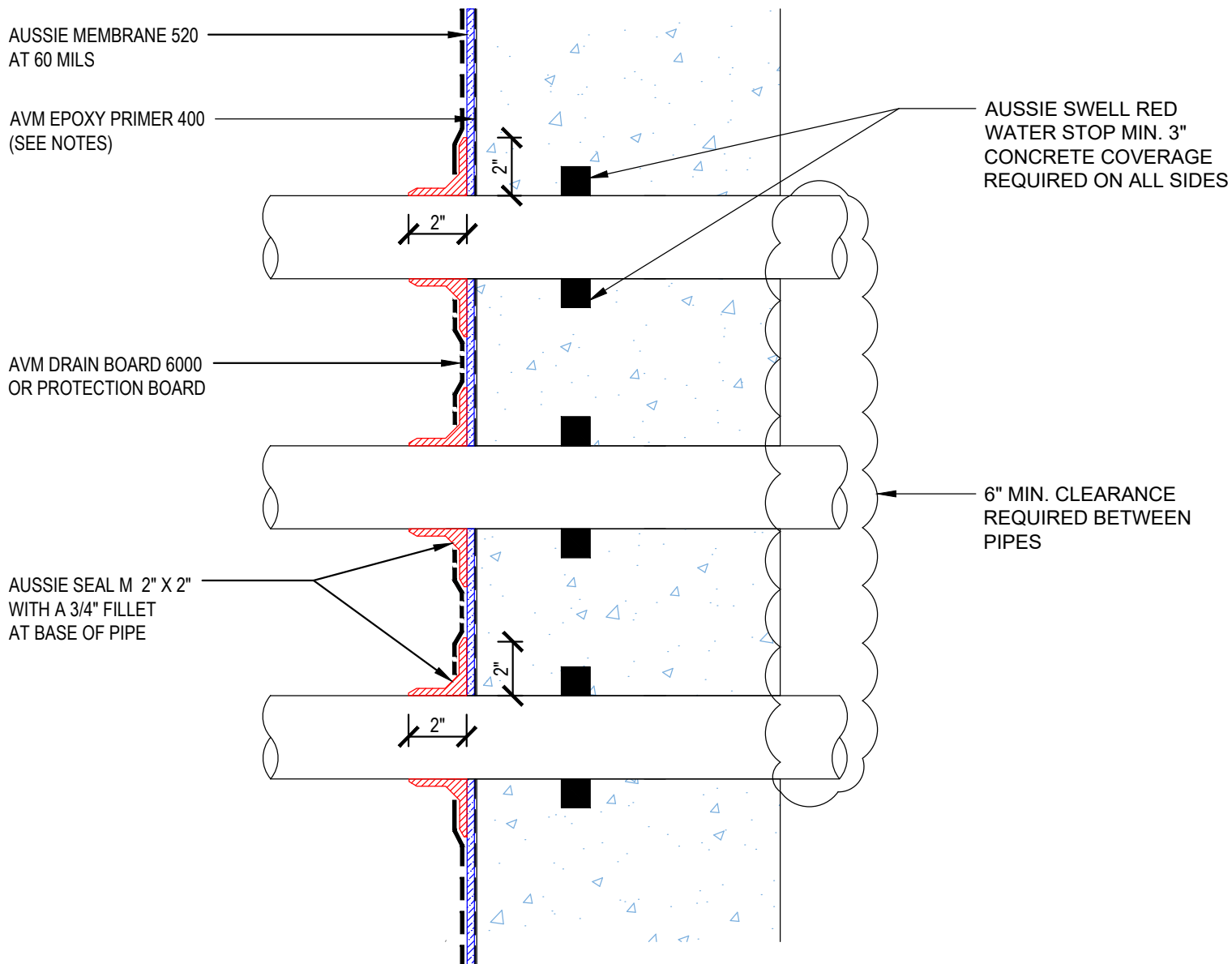
1. Aussie Membrane 520 is a Polyurethane liquid (Roller or Brush Applied) for Below-Grade, Between-Slab, Planters, Roof-Gardens and similar type Waterproofing.
2. Epoxy primer may be required if proper adhesion is not achieved - see installation instructions for further information
3. Contact AVM if no drain board or protection board is specified

DETAIL #:
0520-6510
System:
Aussie Membrane 520

## Multiple Pipe Penetration



### AUSSIE MEMBRANE 520



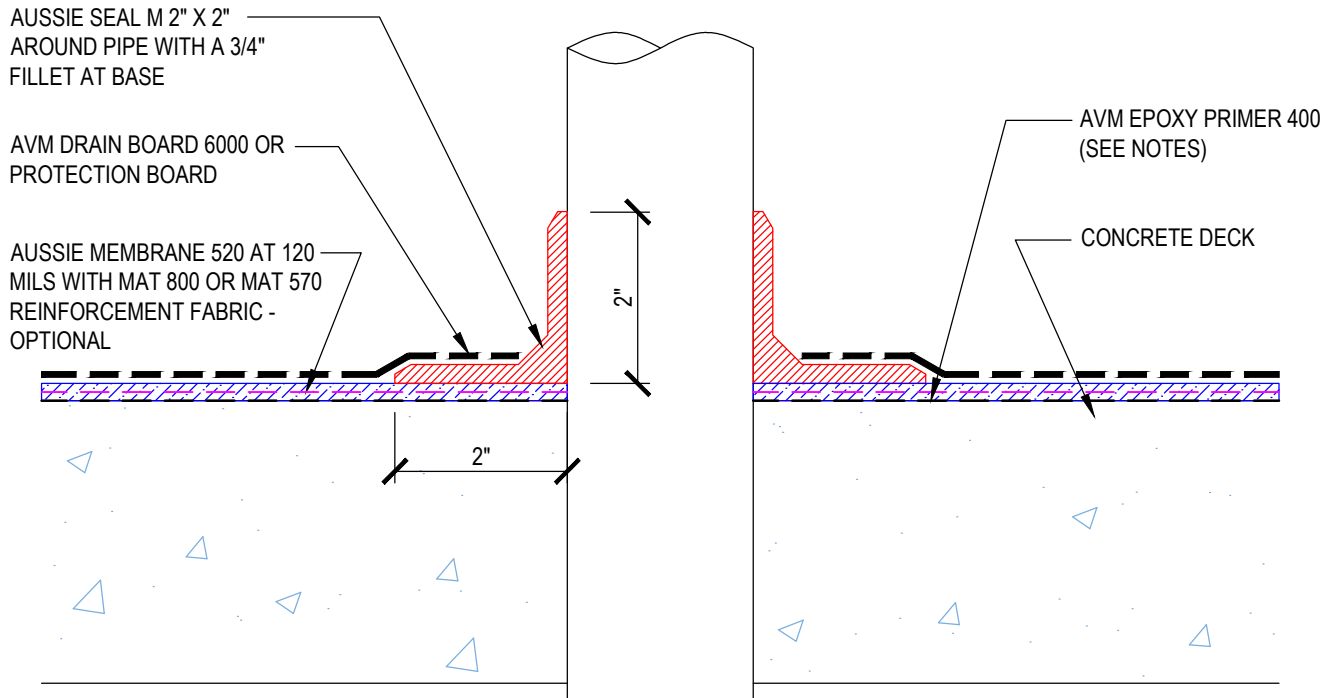
#### Notes:

1. Aussie Membrane 520 is a Polyurethane liquid (Roller or Brush Applied) for Below-Grade, Between-Slab, Planters, Roof-Gardens and similar type Waterproofing.
2. Epoxy primer may be required if proper adhesion is not achieved - see installation instructions for further information
3. Contact AVM if no drain board or protection board is specified

DETAIL #:
0520-6512
System:
Aussie Membrane 520

## Deck Pipe Penetration

**AUSSIE MEMBRANE 520**  
**120 Mil System**



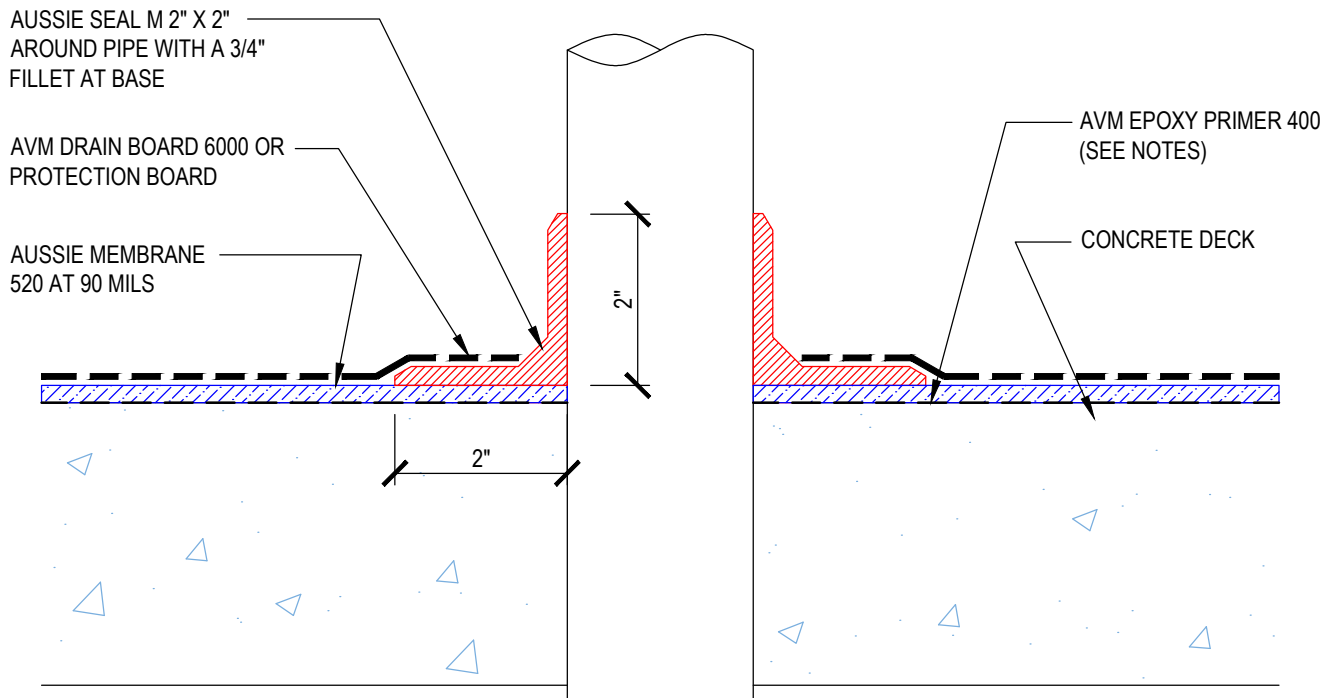
### Notes:

1. Aussie Membrane 520 is a Polyurethane liquid (Roller or Brush Applied) for Below-Grade, Between-Slab, Planters, Roof-Gardens and similar type Waterproofing.
2. Epoxy primer may be required if proper adhesion is not achieved - see installation instructions for further information
3. Contact AVM if no drain board or protection board is specified

DETAIL #:
0520-6513
System:
Aussie Membrane 520

## Deck Pipe Penetration

**AUSSIE MEMBRANE 520**  
**90 Mil System**



### Notes:

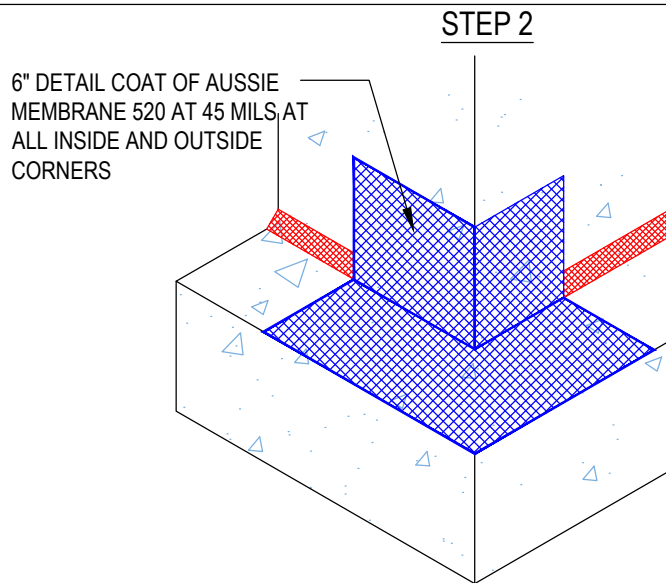
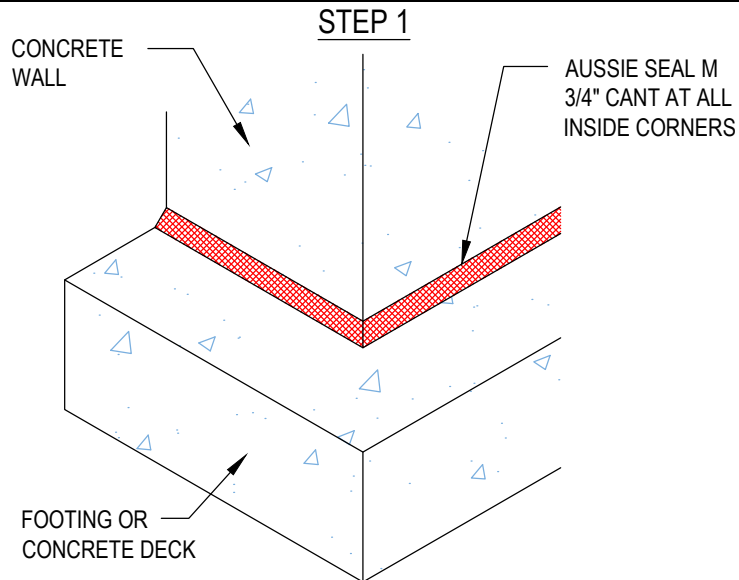
1. Aussie Membrane 520 is a Polyurethane liquid (Roller or Brush Applied) for Below-Grade, Between-Slab, Planters, Roof-Gardens and similar type Waterproofing.
2. Epoxy primer may be required if proper adhesion is not achieved - see installation instructions for further information
3. Contact AVM if no drain board or protection board is specified

DETAIL #:  
0520-7006  
System:  
Aussie Membrane 520

## Outside Corner



### AUSSIE MEMBRANE 520



#### Notes:

1. Aussie Membrane 520 is a Polyurethane liquid (Roller or Brush Applied) for Below-Grade, Between-Slab, Planters, Roof-Gardens and similar type Waterproofing.
2. Epoxy primer may be required if proper adhesion is not achieved - see installation instructions for further information
3. Contact AVM if no drain board or protection board is specified

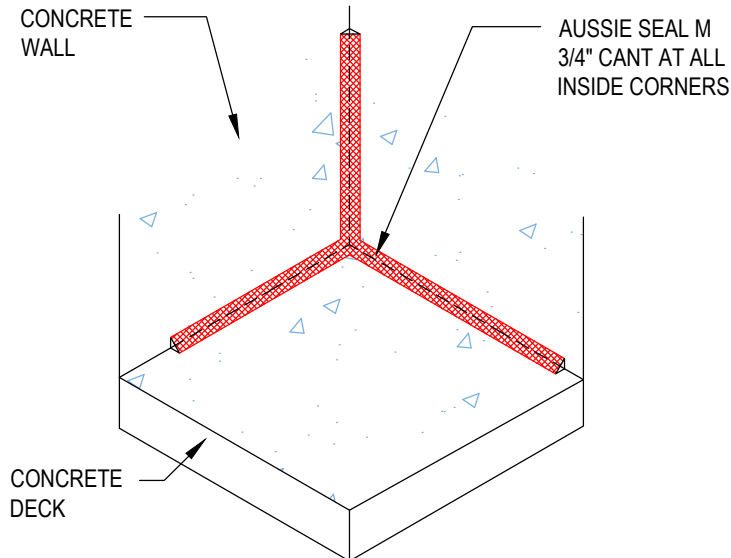
DETAIL #:  
0520-7008  
System:  
Aussie Membrane 520

## Inside Corner



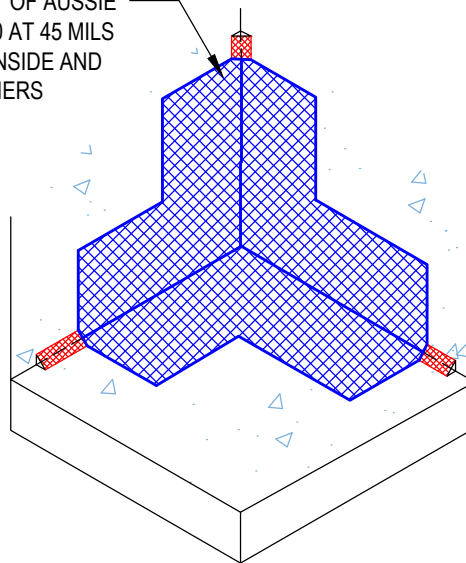
### AUSSIE MEMBRANE 520

#### STEP 1



#### STEP 2

6" DETAIL COAT OF AUSSIE  
MEMBRANE 520 AT 45 MILS  
THICK AT ALL INSIDE AND  
OUTSIDE CORNERS



#### Notes:

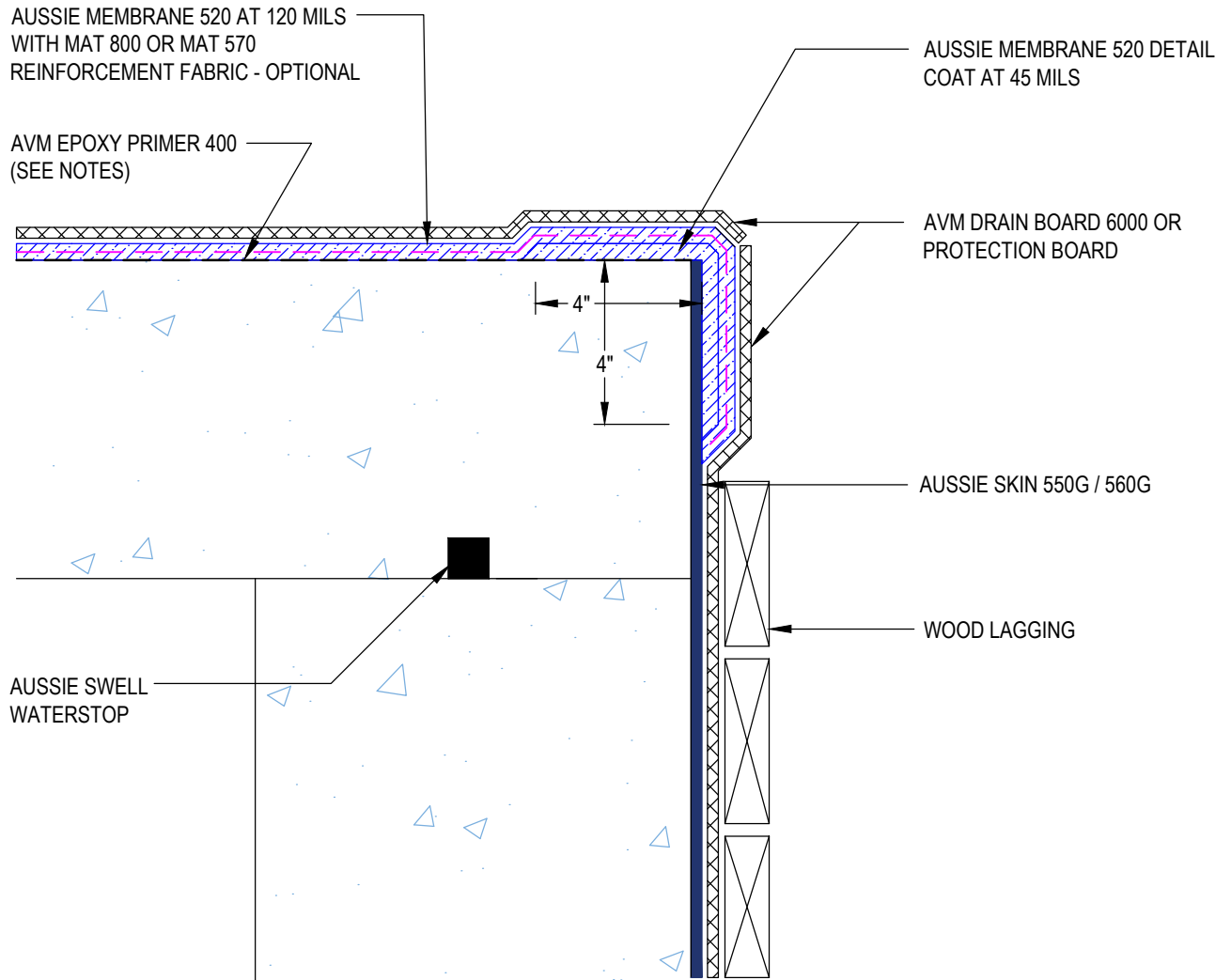
1. Aussie Membrane 520 is a Polyurethane liquid (Roller or Brush Applied) for Below-Grade, Between-Slab, Planters, Roof-Gardens and similar type Waterproofing.
2. Epoxy primer may be required if proper adhesion is not achieved - see installation instructions for further information
3. Contact AVM if no drain board or protection board is specified



DETAIL #:
0520-8000
System:
Aussie Membrane 520

## Transition to Aussie Skin

### AUSSIE MEMBRANE 520 120 Mil System

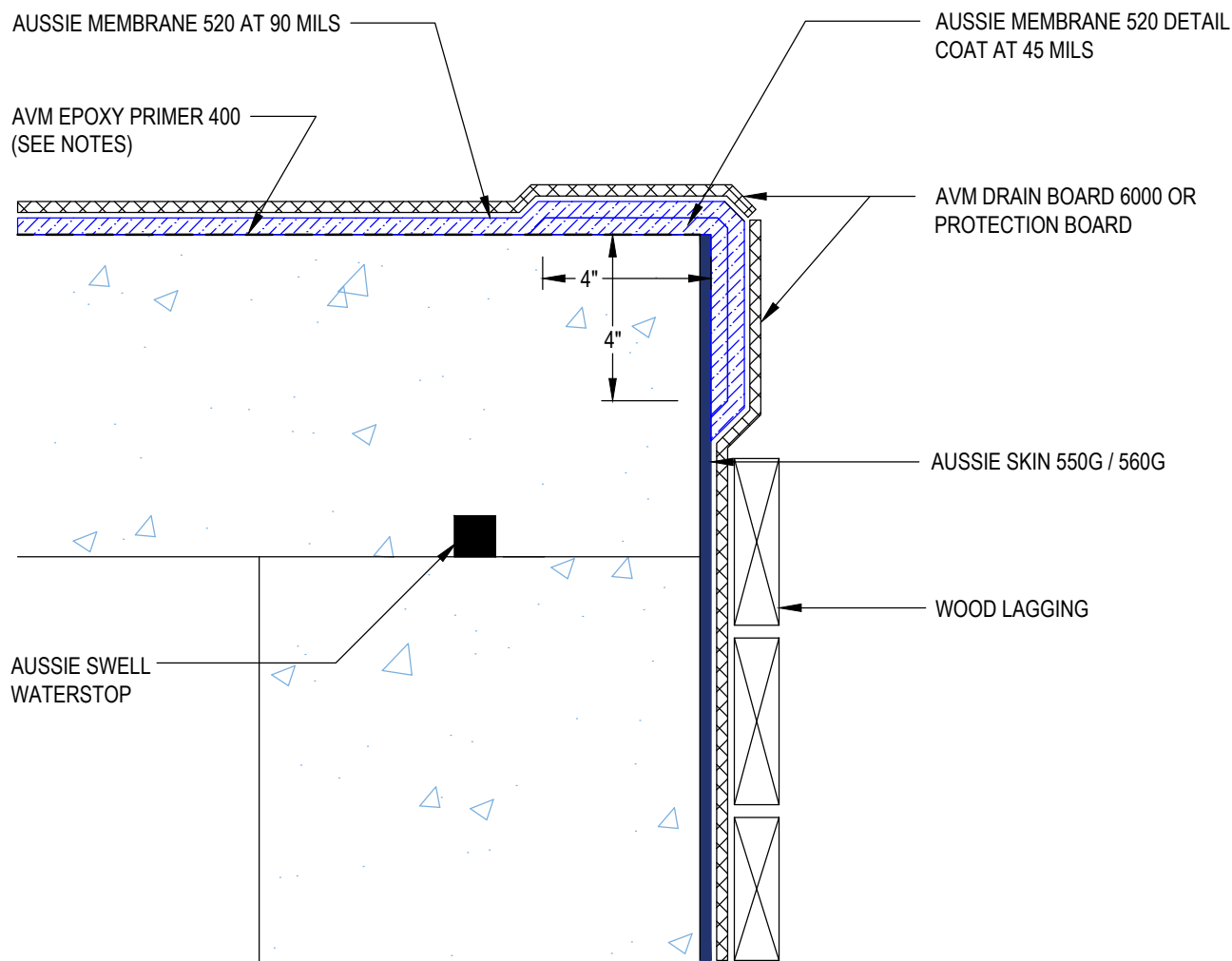


#### Notes:

1. Aussie Membrane 520 is a Polyurethane liquid (Roller or Brush Applied) for Below-Grade, Between-Slab, Planters, Roof-Gardens and similar type Waterproofing.
2. Epoxy primer may be required if proper adhesion is not achieved - see installation instructions for further information
3. Contact AVM if no drain board or protection board is specified

DETAIL #:	0520-8001
System:	Aussie Membrane 520

## AUSSIE MEMBRANE 520 90 Mil System



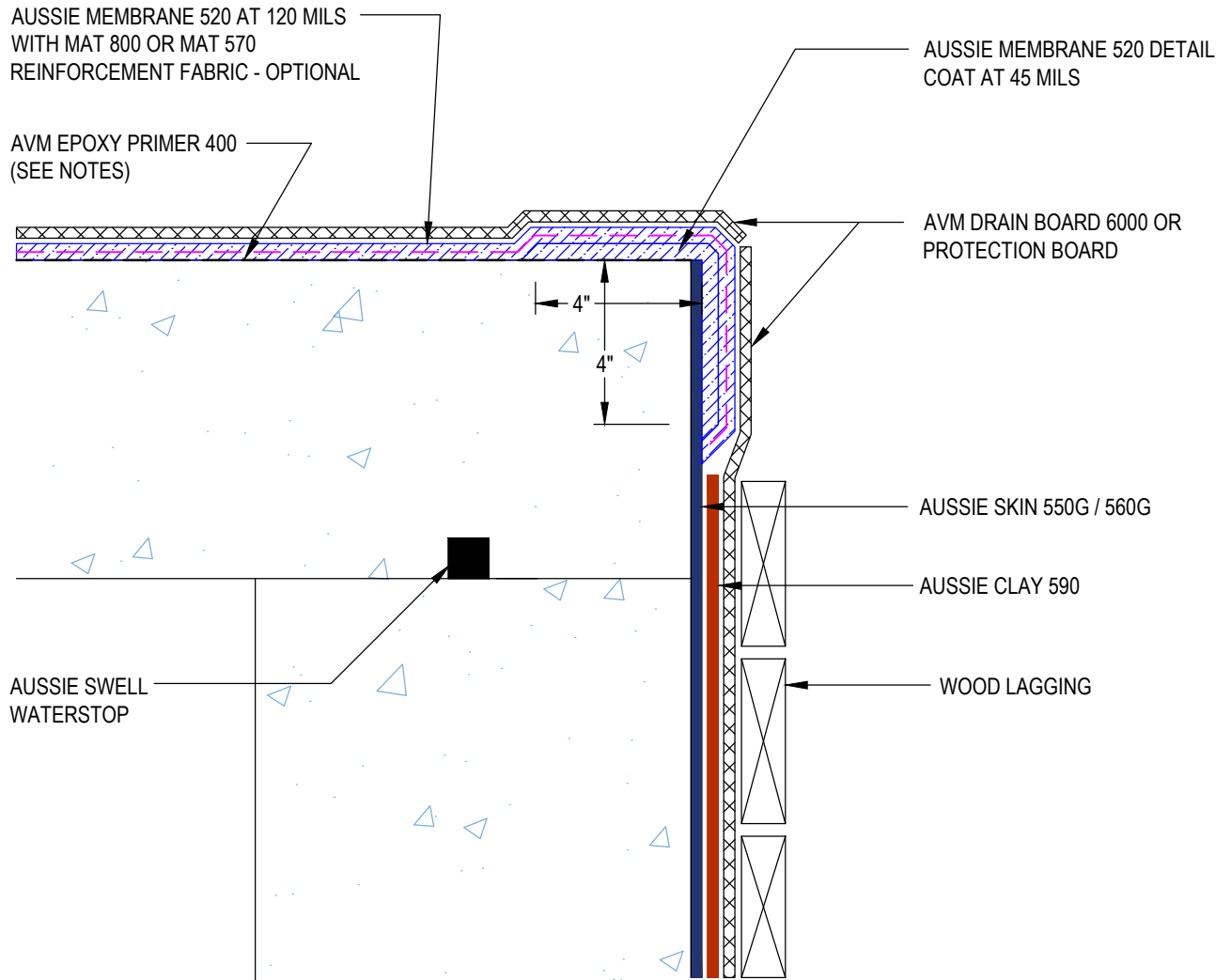
Notes:

1. Aussie Membrane 520 is a Polyurethane liquid (Roller or Brush Applied) for Below-Grade, Between-Slab, Planters, Roof-Gardens and similar type Waterproofing.
2. Epoxy primer may be required if proper adhesion is not achieved - see installation instructions for further information
3. Contact AVM if no drain board or protection board is specified

DETAIL #:  
0520-8002  
System:  
Aussie Membrane 520

## Transition to Aussie Skin Dual Layer System

**AUSSIE MEMBRANE 520**  
**120 Mil System**



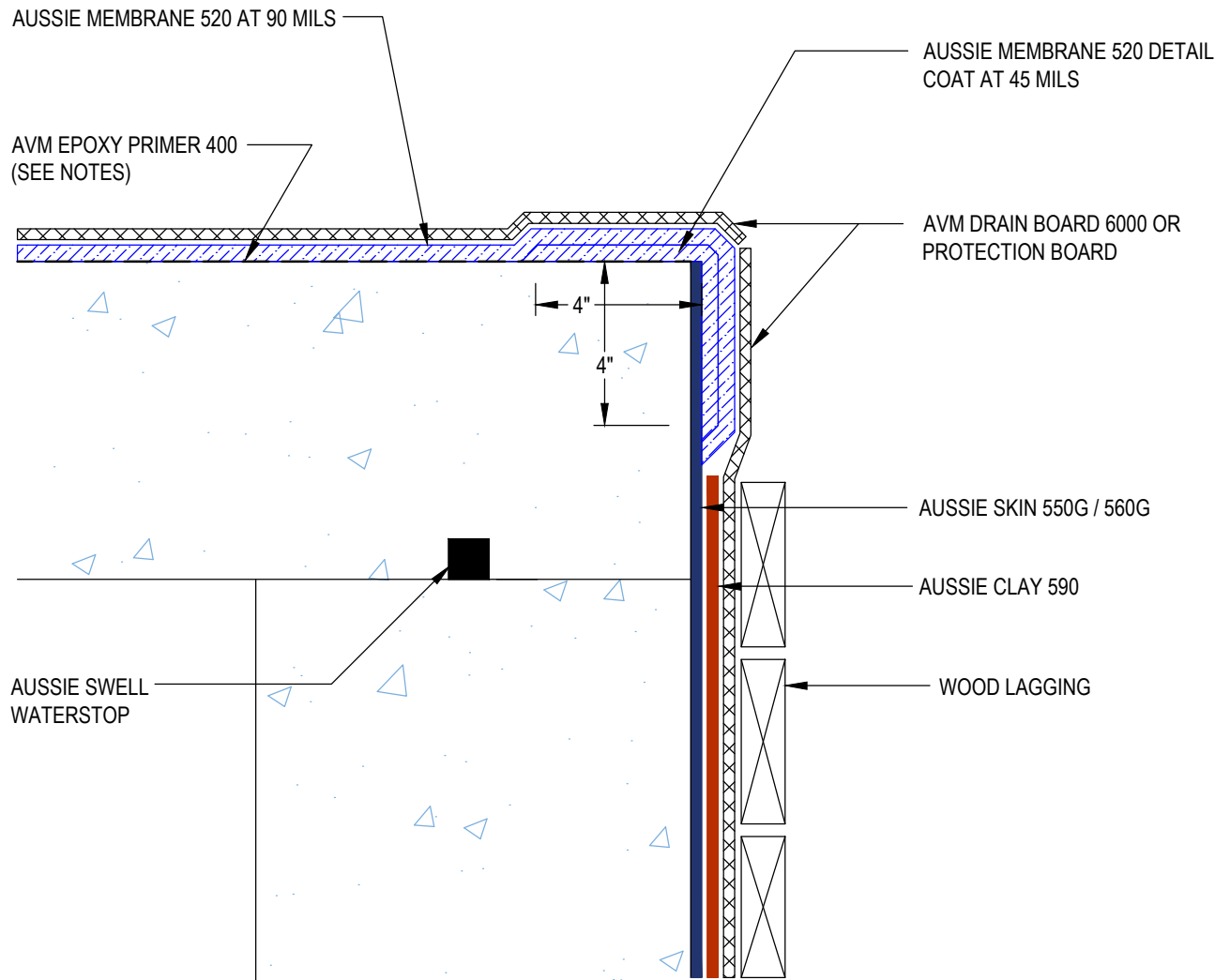
### Notes:

1. Aussie Membrane 520 is a Polyurethane liquid (Roller or Brush Applied) for Below-Grade, Between-Slab, Planters, Roof-Gardens and similar type Waterproofing.
2. Epoxy primer may be required if proper adhesion is not achieved - see installation instructions for further information
3. Contact AVM if no drain board or protection board is specified

DETAIL #:  
0520-8003  
System:  
Aussie Membrane 520

## Transition to Aussie Skin Dual Layer System

**AUSSIE MEMBRANE 520**  
**90 Mil System**



### Notes:

1. Aussie Membrane 520 is a Polyurethane liquid (Roller or Brush Applied) for Below-Grade, Between-Slab, Planters, Roof-Gardens and similar type Waterproofing.
2. Epoxy primer may be required if proper adhesion is not achieved - see installation instructions for further information
3. Contact AVM if no drain board or protection board is specified