



## Aussie Membrane 570 - Hot Rubber

### Heavy Duty Hot Applied Rubberized Asphalt Waterproofing Membrane

#### Topping Slabs Spec

Section 071400 - Fluid-Applied Waterproofing

Section 071413 - Hot Fluid-Applied Rubberized Asphalt Waterproofing

Section 075556 - Hot-Applied Rubberized Asphalt Protected Membrane Roofing

#### Product Name

**Aussie Membrane 570 - Hot Rubber**

#### By

AVM Industries, Inc.  
8245 Remmet Ave, Canoga Park, CA 91304  
888.414.1041 818.888.0050  
www.avmindustries.com

#### Product Description

**Aussie Membrane 570 - Hot Rubber**, is a hot-applied asphalt-based composition membrane applied in a liquid state to form a continuous, seamless, tough, flexible, black, fully-adhered waterproofing membrane.

**Aussie Membrane 570 - Hot Rubber** exhibits excellent elongation and recovery properties and maintains excellent long term stability.

#### Where to Use

Over Portland cement structural concrete surfaces including precast and poured in place roofs, parking structures, Podium decks, bridge decks, etc. Other common waterproofing applications include between-slabs, under topping-slabs, green roofs, under roof paver systems, tunnels, re-roofs, and many other applications. **Aussie Membrane 570 - Hot Rubber** may also be used over gypsum and wood surfaces. Do not install **Aussie Membrane 570 - Hot Rubber** over structural light weight concrete without prior approval from AVM. Light Weight insulating concrete is not an approved substrate.



#### Warranty

AVM Industries will warrant the installed membrane for a period of twenty (20) years. No dollar limit warranties are also available. For complete warranty details, contact AVM Industries or consult with your applicator.

#### Delivery, Storage, and Handling

- Delivery of the **Aussie Membrane 570 - Hot Rubber** must be delivered to the job site in their original sealed containers, with manufacturer's name, packaging and label intact.
- Handle and store containers in accordance with printed instructions.
- Store at temperatures between 50°F and 90°F. Do not store materials in direct sunlight or where they may be damaged by water or rain.
- Failure to comply with the recommended storage conditions may result in premature failure or damage of the product. For specific storage advice, please contact AVM Industries and/or its representatives.
- Keep all materials out of the reach of children.
- If irritation occurs during use, liberally flush affected areas with water. If irritation continues, see a physician immediately.

#### Safety Precautions & Hazards Associated With Hot-Applied Materials

For additional information, refer to **Aussie Membrane 570 - Hot Rubber** Installation Instructions and/or Safety Data Sheets. Or contact AVM Industries at 818-888-0050. [www.avmindustries.com](http://www.avmindustries.com)

#### Availability and Cost

Contact AVM Industries or your approved applicator for pricing and availability.

#### Technical Services

Technical services are available by contacting our offices at: **888.414.1041** or **818.888.0050** or visit [www.avmindustries.com](http://www.avmindustries.com)

#### System Specifications

See next page.

Property		Requirement	Test Method
Recommended application temperature		380°F (193°C)	
Maximum safe heating temperature		400°F (205°C)	
Flash Point, C.O.C.		500°F (260°C)	ASTM D 92
Cone Penetration	77°F (25°C)	53 (max 110)	CAN/CGSB 37.50-M89
	122°F (50°C)	114 (Max 160)	CAN/CGSB 37.50-M89
Flow, 60°C, mm		0 (max 3)	CAN/CGSB 37.50-M89
Toughness		17.5 (min 5.5)	CAN/CGSB 37.50-M89
Ratio of Toughness to Peak Load		0.065 (Min 0.04)	CAN/CGSB 37.50-M89
Water Vapor Permeance., ng/Pa.s.m <sup>2</sup>		1.5 (max 1.7)	CAN/CGSB 37.50-M89
Water Absorption, 96 h, %		0.06	CAN/CGSB 37.50-M89
Low Temperature Flexibility		Pass	CAN/CGSB 37.50-M89
Low Temp Crack Bridging		Pass	CAN/CGSB 37.50-M89
Heat Stability		Pass	CAN/CGSB 37.50-M89
Adhesion		Pass	CAN/CGSB 37.50-M89

Item/Component	Packaging	Approx Shipping Weights	Qty per pallet	Coverages	VOC
Hot Rubber	50 lbs Box	2000 lbs/pallet/net, 2050 lbs/pallet/gross	40 Boxes/pallet	1.33 lbs/sq ft @215 mils	0.4 g/l
	Truckload quantities: 20 pallet/truck west of Chicago. 21 pallets/truck east of Chicago				
Hot Rubber	30 lbs Box	2250 lbs/pallet/net, 2300 lbs/pallet/gross	75 Boxes/pallet	1.33 lbs/sq ft @215 mils	0.4 g/l
	Truckload quantities: 18 pallets (1350 boxes) per truckload				
Primer-570 SB	5-Gal Bucket	41 lbs/Bucket (1525 lbs/pallet)	36 Buckets/pallet	400-500 sq ft/gal	75 g/l
Primer 570-WB	5-Gal Bucket	41 lbs/Bucket (1525 lbs/pallet)	36 Buckets/pallet	250-300 sq ft/gal	0 g/l
Mat 570	3'x600' Roll	40.5 lbs/Roll (700 lbs/pallet)	16 Rolls/pallet	4,320 sq ft/roll	N/A

For a complete list of details in CAD or PDF, please visit our website at [www.avmindustries.com](http://www.avmindustries.com).

**AVM Industries, Inc.**  
8245 Remmet Ave, Canoga Park, CA 91304  
888.414.1041 818.888.0050

**Quality Waterproofing Products**



[www.avmindustries.com](http://www.avmindustries.com)



# AVM Mat 570 Spunbonded Polyester Mat



## Product Name

**AVM Mat 570**

## By

AVM Industries, Inc.  
8245 Remmet Ave, Canoga Park, CA 91304  
888.414.1041 818.888.0050  
www.avmindustries.com

## Product Description

**AVM Mat 570** is a 1.4 Oz / Sq.Yd. Spunbonded Polyester reinforcing mat.

## Where to Use

**AVM Mat 570** is used as reinforcement in AVM System 520 and in AVM System 570 Hot Rubber. Refer to the corresponding Tech Data Sheets for each system for complete system information.

## Warranty

This item sold as component of AVM System 520 and AVM System 570, Hot Rubber. Please refer to AVM System 520 and AVM System 570 Hot Rubber Tech Data Sheets for complete warranty information.

## Delivery, Storage, and Handling

- Delivery of all the **AVM Mat 570** rolls to the job site must be in their original packaging, with manufacturer's name and label intact.
- Handle and store in accordance with printed instructions.
- Store at temperatures between 50°F and 90°F. Do not store materials in direct sunlight or where they may be damaged by water or rain. Keep mat dry!
- Keep all materials out of the reach of children.
- If irritation occurs during use, liberally flush affected areas with water. If irritation continues, see a physician immediately.
- Shelf Life: There is no shelf life limit on this item. As long as it has not degraded or falling apart, it may be used.

## Product Application

Refer to AVM System 520 and AVM System 570, Hot Rubber details and Product Manuals for installation requirements.

## Availability and Cost

Contact your approved applicator or AVM's distributors for pricing and availability.

## Technical Services

Technical services are available by contacting our offices at: **888.414.1041** or **818.888.0050** or visit **www.avmindustries.com**

## System Specifications

See next page.

## Typical Property Values

**AVM Mat 570.** Spunbonded Polyester, 1.4 Oz/Sq.Yd.

Trilobal, Straight, Whitened Homopolymer Fibers (excluding binder), Embossed SR

Property	UOM	Typical Value	Test methods
Sheet Grab Tensile (MD)	Lb (N)	29 (129)	ASTM D4632-96
Sheet Grab Tensile (XD)	Lb (N)	22 (96)	ASTM D4632-96
Sheet Trapezoid Tear (MD)	Lb (N)	5.9 (26)	ASTM D1117-98
Sheet Trapezoid Tear (XD)	Lb (N)	7.7 (34)	ASTM D1117-98
Unit Weight	Oz/Sq.Yd (gsm)	1.35-1.4 (46-48)	ASTM D3776-96
Color b	Hunter Units	-1.2	ASTM D42244-93
TexTest Air Permeability	Cfm (cc/s/cm <sup>2</sup> )	607 (308)	ASTM D737-96
Fuzz Rating* Jet Side	Rating Scale	4.4	MFG QP-1028
Fuzz Rating* Belt Side	Rating Scale	4.4	MFG QP-1028
Thickness	Mil (mm)	9.7 (0.25)	ASTM D1777-96

Fuzz results are expressed with an internally developed rating scale based on visual standards that depict the amount of loose fibers on material post abrading the sample.

The above values represent the mean process performance based on full width off average values. This information is to be used as a reference only and does not represent any performance guarantee nor is it an implied specification.

Item/Component	Packaging	Approximate Shipping Weights	VOC
<b>AVM Mat 570</b>	360 Yards long x 48" Wide (4320 sq.ft.)	40.5 lbs (18.4 kg)	N/A
Pallets	16 rolls / pallet	-700 lbs (-318 kg)	N/A

For a complete list of details in CAD or PDF, please visit our website at [www.avmindustries.com](http://www.avmindustries.com).

**AVM Industries, Inc.**  
8245 Remmet Ave, Canoga Park, CA 91304  
888.414.1041 818.888.0050

**Quality Waterproofing Products**



**[www.avmindustries.com](http://www.avmindustries.com)**



# Aussie 570 Protection Sheet

## Heavy Duty Smooth Surfaced Premium SBS Membrane/ Protection Sheet

### Topping Slabs Spec

Section 071400 - Fluid-Applied  
Waterproofing

Section 071413 - Hot Fluid-Applied  
Rubberized Asphalt Waterproofing

Section 075556 - Hot-Applied Rubberized  
Asphalt Protected Membrane Roofing

### Product Name

**Aussie 570 Protection Sheet**

### By

AVM Industries, Inc.  
8245 Remmet Ave, Canoga Park, CA 91304  
888.414.1041 818.888.0050  
www.avmindustries.com

### Product Description

**Aussie 570 Protection Sheet** is a Heavy Duty, Smooth Surfaced, Premium Protection Sheet.

**Aussie 570 Protection Sheet** is manufactured from superior quality felt that is saturated with asphalt and then coated on both sides with weathering grade coating asphalt and then covered on top with a fine mineral surface for better protection and traction.

### Where to Use

**Aussie 570 Protection Sheet** is used as a protection layer over the Aussie Membrane 570 Hot Rubber waterproofing membrane. (Hot Rubber, is a hot-applied asphalt-based composition membrane applied in a liquid state to form a continuous, seamless, tough, flexible, black, fully-adhered waterproofing membrane)



### Warranty

AVM Industries will warranty the complete hot rubber waterproofing system for a period of five (5) years. Longer warranties are also available. For additional warranty details, contact AVM Industries or consult with your applicator.

### Delivery, Storage, and Handling

- Delivery of the **Aussie 570 Protection Sheets** (rolls) to the job site must be in their original sealed packaging, with manufacturer's name, packaging and label intact.
- Store rolls upright on one end. Handle and store in accordance with printed instructions.
- Store indoors or in cool shaded areas at temperatures between 50°F and 90°F. Do not store materials in direct sunlight or where they may be damaged by water or rain. Long term storage in high heat will cause rolls to stick to each other.
- Failure to comply with the recommended storage conditions may result in premature failure or damage of the product. For specific storage advice, please contact AVM Industries and/or its representatives.
- Keep all materials out of the reach of children.
- If irritation occurs during use, liberally flush affected areas with water. If irritation continues, see a physician immediately.

For additional information, refer to **Aussie Membrane 570 - Hot Rubber** Installation Instructions and/or Safety Data Sheets. Or contact AVM Industries at **818-888-0050**.  
[www.avmindustries.com](http://www.avmindustries.com)

### System Application

Read the Aussie Membrane 570 - Hot Rubber Installation Instructions Prior to Installation. Application instructions vary based on application surfaces. Application is done while HOT! Follow all safety precautions.

### Quality Control

- Visually inspect all surfaces to ensure a full and proper application, especially at corners, drains and other hard-to-reach areas.
- All unsatisfactory areas shall be repaired prior to final acceptance.

### Protection of Installed Work

The completed section shall be protected for the first 24 hours after application or until the surface is sufficiently cured. (The amount of drying time may vary depending on temperature and humidity conditions)

### Availability and Cost

Contact AVM Industries or your approved applicator for pricing and availability.

### Technical Services

Technical services are available by contacting our offices at: **888.414.1041** or **818.888.0050** or visit [www.avmindustries.com](http://www.avmindustries.com)

### System Specifications

See next page.

## Product Specifications

The following coverages are based on controlled tests. Actual coverages may vary.

Physical properties	Test Results
Thickness	90 Mils (nominal)

Packaging	Approx. Shipping Weights	Coverages	VOC
Each Roll: 114 sq.ft./roll (One Square)	55 pounds (25 kg) / roll (30 rolls/pallet)	36 ft Long x 38" Wide	N/A

For a complete list of details in CAD or PDF, please visit our website at [www.avmindustries.com](http://www.avmindustries.com).

**AVM Industries, Inc.**  
8245 Remmet Ave, Canoga Park, CA 91304  
888.414.1041 818.888.0050

**Quality Waterproofing Products**



[www.avmindustries.com](http://www.avmindustries.com)



# Neoprene Flashing 570

## Uncured Neoprene Flashing

### Topping Slabs Spec

Section 071400 - Fluid-Applied Waterproofing

Section 071413 - Hot Fluid-Applied Rubberized Asphalt Waterproofing

Section 075556 - Hot-Applied Rubberized Asphalt Protected Membrane Roofing

### Product Name

**Neoprene Flashing 570**

### By

AVM Industries, Inc.  
8245 Remmet Ave, Canoga Park, CA 91304  
888.414.1041 818.888.0050  
[www.avmindustries.com](http://www.avmindustries.com)

### Product Description

**Neoprene Flashing 570** are rolls of uncured neoprene flashing used in hot rubber waterproofing applications.

**Neoprene Flashing 570** comes in 100' long rolls in 6", 12" and 36" widths.

### Where to Use

**Neoprene Flashing 570** is used as flashing where needed as part of AVM's Aussie Membrane 570 Hot Rubber waterproofing system.

### Warranty

AVM Industries will warranty the complete hot rubber waterproofing system for a period of five (5) years. Longer warranties are also available. For additional warranty details, contact AVM Industries or consult with your applicator.



### Delivery, Storage, and Handling

- Delivery of the **Neoprene Flashing 570** to the job site must be in its original packaging, with manufacturer's name, packaging and label intact.
- Store **Neoprene Flashing 570** in a cool dry place, between 50°F and 90°F and away from strong oxidizers and acids. Keep container lightly closed when not in use. All handling equipment should be properly grounded to prevent the build-up of electrostatic charges. Storage area should be equipped with sprinkler system. Handle in accordance with good industrial hygiene and safety practices.
- Containers should not be opened until ready for use. Use clean, non-sparking equipment and tools when handling.
- Failure to comply with the recommended storage conditions may result in premature failure or damage of the product. For specific storage advice, please contact AVM Industries and/or its representatives.
- Keep all materials out of the reach of children.
- If irritation occurs during use, liberally flush affected areas with water. If irritation continues, see a physician immediately.

For additional information, refer to Aussie Membrane 570 - Hot Rubber Installation Instructions or, contact AVM Industries at **818-888-0050**. [www.avmindustries.com](http://www.avmindustries.com)

### System Application

Read the Aussie Membrane 570 - Hot Rubber Installation Instructions Prior to Installation. Application instructions vary based on application surfaces. Application is done while HOT. Follow all safety precautions.

### Quality Control

- Visually inspect all surfaces to ensure a full and proper application, especially at corners and other hard-to-reach areas.
- All unsatisfactory areas shall be repaired prior to final acceptance.

### Protection of Installed Work

The completed section shall be protected for the first 24 hours after application or until the surface is sufficiently cured. (The amount of drying time may vary depending on temperature and humidity conditions)

### Availability and Cost

Contact AVM Industries or your approved applicator for pricing and availability.

### Technical Services

Technical services are available by contacting our offices at: **888.414.1041** or **818.888.0050** or visit [www.avmindustries.com](http://www.avmindustries.com)

### System Specifications

See next page.

## Product Specifications

The following coverages are based on controlled tests. Actual coverages may vary.

Physical property	ASTM Method	Specification
<b>Before Vulcanization</b>		
Thickness, Inches	D412	Gauge +/- 10%
Width, Inches	D751	Size +1/8, -0
Length, Feet	D751	Size +1, -0
Modulus, 100% PSI	D412 Die C	25-75
Elongation, Ultimate, Min. %	D412 Die C	400
Dimensional Stability, Max.%, 1 Hr @ 212°F	D1204	+/-10
<b>After Vulcanization</b>		
Tensile Strength	D412 Die C	1484 PSI
Elongation	D412 Die C	267%
Tear Resistance	D412 Die C	171 Lb./In
Brittleness Point @ -40°F	D2137	Does Not Break
Ozone Resistance		No Cracks @ 7x
168 Hrs./100 pphm/104°F/50% Ext.	D1149	Magnification
Water absorption, Max. Mass 166 Hrs. @ 158°F	D471	8.5%
<b>Heat Aging 70 Hrs. @212°F</b>		
Tensile Strength	D412 Die C	1340 PSI
Elongation, Ultimate	D412 Die C	250%
Linear Dimensional Change, Max. %	D1204	+/- 3%

Packaging	Approx. Shipping Weights	Coverages	VOC
6" x 100' roll	19.4 Lbs	100 Linear Feet	N/A
12" x 100' roll	38.9 Lbs	100 Linear Feet	N/A
36" x 100' roll	116.7 Lbs	100 Linear Feet	N/A

For a complete list of details in CAD or PDF, please visit our website at [www.avmindustries.com](http://www.avmindustries.com).

**AVM Industries, Inc.**  
 8245 Remmet Ave, Canoga Park, CA 91304  
 888.414.1041 818.888.0050

**Quality Waterproofing Products**



[www.avmindustries.com](http://www.avmindustries.com)





# AVM Primer 570

Low-VOC, Solvent-Based Sprayable Primer for Aussie Membrane® 570 Hot Rubber

Sections 071000 / 071400 / 071413

**Product Name**  
AVM Primer 570

**By**  
AVM Industries, Inc.  
8245 Remmet Ave, Canoga Park, CA 91304  
888.414.1041 818.888.0050  
www.avmindustries.com

**Product Description**  
AVM Primer 570 is low VOC, solvent based Primer which provides deep penetration and will promote adhesion of AVM's Aussie Membrane 570, Hot Rubber.

**VOC 75 G/L**  
AVM Primer 570 Meets VOC requirements established for solvent based primers..

**Where to Use**  
Over new or existing concrete substrates, masonry, existing mortar, exterior grade plywood, metal and gypsum.

**Limitations**  
Do not use over ponding or standing water, snow or ice. Use in well-ventilated areas and avoid breathing vapors. The solvent in the primer attacks polystyrene insulation. Do not apply AVM Primer 570 when rain is imminent. Do not allow AVM Primer 570 to puddle, as this will lengthen drying times. Cold weather will extend drying times.

**Submittals**  
When applicable, submit this Technical Data Sheet along with the appropriate waterproofing system documentation.

**Warranty**  
This product is used as a component of a waterproofing system. Refer to that system's warranty for details.

- Delivery, Storage, and Handling**
- Delivery of the AVM Primer 570 materials to the job site must be in their original sealed containers with manufacturer's name and label intact.
  - Handle and store containers in accordance with printed instructions.
  - Store indoors at temperatures between 40°F and 90°F. Do not store materials in direct sunlight or where they may be damaged by water or rain.
  - Keep all materials out of the reach of children.
  - Store in a well-ventilated place. Store locked up.
  - If irritation occurs during use, liberally flush affected areas with water. If irritation continues, see a physician immediately.
  - Shelf life: Two years from date of manufacture when properly stored indoors.



- Project Conditions**
- All surfaces to which the AVM Primer 570 is applied to must be sound, stable, dry, with an even finish and free from dust, loose debris, grease, curing agents, etc. Concrete surface profile (CSP) should be 6 or smoother. If necessary, grind or apply a parge coat using AVM Crete 6200. Do not apply to frozen substrates.
  - Structural concrete must be cured for at least 72 hours. Lightweight structural concrete must be cured for at least 14 days. Install the AVM Primer 570 over smooth concrete blocks (CMU). If the blocks are rough or the mortar joints are tooled, a parge coat may be necessary. If needed, parge with AVM Crete 6200 to make surfaces smooth. Allow parge coat to dry before the substrate is primed and the membrane is installed.

**System Application**  
Read the AVM Primer 570 Installation Instructions Prior to Installation. Application instructions vary based on type of application and the type of surfaces it's being applied to.

- Ready to use - do not dilute
  - Solvent Based - use with adequate ventilation
  - Light mixing is recommended before use.
- Apply materials in dry weather, when ambient temperatures are between 25°F and 100°F. Do not leave exposed to U.V. Cover with membrane as soon as possible.
  - Apply AVM Primer 570 at the rate of 350-450 sqft per gallon with a low pressure sprayer. Do not pour the AVM Primer 570 directly onto the substrates.
  - Application of the AVM Primer 570 should be limited to an area that will be covered by a waterproofing membrane the same day. If the application area is not covered by a waterproofing membrane the same day, Primer 570 must be reapplied before installation of the waterproofing membrane.
  - Allow AVM Primer 570 to completely dry before applying the membrane. The entire surface should be dry, but tacky. High humidity, cooler temperatures and porous substrates will need additional drying times.

- Warn personnel against hazards of materials to skin and eyes. Note other hazardous conditions on the job that might require special protective gear and or any other special protective or safety procedures.
- Protect adjacent surfaces which could be damaged during the application procedure.

- Quality Control**
- Visually inspect all coated surfaces to ensure a full and proper coating application, especially at corners, drainage scuppers and hard-to-reach areas.
  - All unsatisfactory areas shall be re-primed prior to waterproofing system application.
  - If over 24 hours, re-prime.

**Protection of Installed Work**  
The completed section shall be protected from all pedestrian traffic for the first 24 hours after application and until the surface is sufficiently cured. (The amount of drying time may vary depending on temperature and humidity conditions) Typically, light foot traffic may resume after 4-6 hours.

**Clean Up**  
Tools may be cleaned with solvent.

**Availability and Cost**  
Contact AVM Industries or your approved applicator for pricing and availability.

**Technical Services**  
Technical services are available by contacting our offices at: 888.414.1041 or 818.888.0050 or visit [www.avmindustries.com](http://www.avmindustries.com)

**System Specifications**  
See next page.

The following coverages are based on controlled tests. Actual coverages may vary.

General Data - AVM Primer 570	
<b>Shelf Life:</b> Two years in original unopened packaging.	<b>Storage:</b> Store dry at 40°F - 90°F.
<b>Dry Time:</b> Dry to the touch time @ 72°F 60 minutes.	<b>Flash Point:</b> 50°F

Item/Component	Packaging	Approx Shipping Weights	Qty per Pallet	Coverages	VOC
Primer 570	5-Gal Buckets	41.0 lbs./Bucket - 1526 Lbs/Pallet	36 Buckets/Pallet	400-500 sqft/Gal	98 g/l

For a complete list of details in CAD or PDF, please visit our website at [www.avmindustries.com](http://www.avmindustries.com).

**AVM Industries, Inc.**  
8245 Remmet Ave, Canoga Park, CA 91304  
888.414.1041 818.888.0050

**Quality Waterproofing Products**



[www.avmindustries.com](http://www.avmindustries.com)

### SECTION 1: Identification of the substance/mixture and of the company/undertaking

#### 1.1. Product identifier

Product name : AVM Adhesive 501  
 Product form : Mixture

#### 1.2. Relevant identified uses of the substance or mixture and uses advised against

Use of the substance/mixture : Primer

#### 1.3. Details of the supplier of the safety data sheet

AVM Industries, Inc.  
 8245 Remmet Ave  
 Canoga Park, CA 91304  
 Tel: 818-888-0050  
 Fax: 818-888-0030  
 www.avmindustries.com

#### 1.4. Emergency telephone number

No additional information available

### SECTION 2: Hazards identification

#### 2.1. Classification of the substance or mixture

##### GHS-US classification

Flam. Liq. 2 H225  
 Skin Irrit. 2 H315  
 Eye Irrit. 2 H319  
 Carc. 1B H350  
 Repr. 2 H361  
 STOT SE 3 H336  
 STOT RE 2 H373  
 Asp. Tox. 1 H304

#### 2.2. Label elements

##### GHS-US labelling

Hazard pictograms (GHS-US) :



Signal word (GHS-US) :

**Danger**

Hazard statements (GHS-US) :

H225 - Highly flammable liquid and vapour  
 H304 - May be fatal if swallowed and enters airways  
 H315 - Causes skin irritation  
 H319 - Causes serious eye irritation  
 H336 - May cause drowsiness or dizziness  
 H350 - May cause cancer  
 H361 - Suspected of damaging fertility or the unborn child  
 H373 - May cause damage to organs through prolonged or repeated exposure

Precautionary statements (GHS-US) :

P201 - Obtain special instructions before use  
 P202 - Do not handle until all safety precautions have been read and understood  
 P210 - Keep away from heat, open flames, sparks. - No smoking  
 P233 - Keep container tightly closed  
 P240 - Ground/Bond container and receiving equipment  
 P241 - Use explosion-proof electrical, lighting, ventilating equipment  
 P242 - Use only non-sparking tools  
 P243 - Take precautionary measures against static discharge  
 P260 - Do not breathe mist, vapours  
 P264 - Wash hands, forearms and face thoroughly after handling  
 P271 - Use only outdoors or in a well-ventilated area  
 P280 - Wear eye protection, protective gloves, protective clothing, respiratory protection  
 P301+P310 - IF SWALLOWED: Immediately call a POISON CENTER, a poison center  
 P302+P352 - If on skin: Wash with plenty of soap and water  
 P303+P361+P353 - IF ON SKIN (or hair): Take off immediately all contaminated clothing. Rinse skin with water/shower  
 P304+P340 - IF INHALED: Remove person to fresh air and keep comfortable for breathing  
 P305+P351+P338 - IF IN EYES: Rinse cautiously with water for several minutes. Remove contact lenses, if present and easy to do. Continue rinsing

# AVM Adhesive 501

## Safety Data Sheet

Prepared according to Federal Register / Vol. 77, No. 58 / Monday, March 26, 2012 / Rules and Regulations

P308+P313 - If exposed or concerned: Get medical advice/attention  
P312 - Call a POISON CENTER, a poison center if you feel unwell  
P314 - Get medical advice/attention if you feel unwell  
P321 - Specific treatment (see first aid instructions on this label)  
P331 - Do NOT induce vomiting  
P332+P313 - If skin irritation occurs: Get medical advice/attention  
P337+P313 - If eye irritation persists: Get medical advice/attention  
P362+P364 - Take off contaminated clothing and wash it before reuse  
P370+P378 - In case of fire: Use carbon dioxide (CO<sub>2</sub>), dry extinguishing powder, foam to extinguish  
P403+P233+P235 - Store in a well-ventilated place. Keep container tightly closed. Keep cool  
P405 - Store locked up  
P501 - Dispose of contents/container to a licensed hazardous-waste disposal contractor or collection site except for empty clean containers which can be disposed of as non-hazardous waste

### 2.3. Other hazards

No additional information available

### 2.4. Unknown acute toxicity (GHS US)

No data available

## SECTION 3: Composition/information on ingredients

### 3.1. Substances

Not applicable

### 3.2. Mixtures

Name	Product identifier	%
tert-Butyl acetate	(CAS-No.) 540-88-5	20 - 40*
Distillates, petroleum, solvent-dewaxed heavy paraffinic	(CAS-No.) 64742-65-0	5 - 25*
Toluene	(CAS-No.) 108-88-3	2 - 20*

\*In accordance with paragraph (i) of the OSHA Hazard Communication Standard (29 CFR §1910.1200), the specific chemical identity or exact weight % has been withheld as a trade secret

## SECTION 4: First aid measures

### 4.1. Description of first aid measures

First-aid measures general : If exposed or concerned, get medical attention/advice. Show this safety data sheet to the doctor in attendance. Wash contaminated clothing before re-use. Never give anything to an unconscious person.

First-aid measures after inhalation : IF INHALED: Remove to fresh air and keep at rest in a position comfortable for breathing. Get medical attention if breathing is affected. If breathing is difficult, supply oxygen.

First-aid measures after skin contact : IF ON SKIN (or clothing): Remove affected clothing and wash all exposed skin with water for at least 15 minutes. If irritation develops or persists, get medical attention.

First-aid measures after eye contact : IF IN EYES: Immediately flush with plenty of water for at least 15 minutes. Remove contact lenses if present and easy to do so. Continue rinsing if pain, blinking, or irritation develops or persists, get medical attention. Continue rinsing.

First-aid measures after ingestion : IF SWALLOWED: rinse mouth thoroughly. Do not induce vomiting without advice from poison control center. Get medical attention if you feel unwell.

### 4.2. Most important symptoms and effects, both acute and delayed

Symptoms/effects : May be fatal if swallowed and enters airways. Causes skin irritation. Causes serious eye irritation. May cause drowsiness or dizziness. May cause cancer. Suspected of damaging fertility. Suspected of damaging the unborn child. May cause damage to organs through prolonged or repeated exposure.

Symptoms/effects after inhalation : May cause drowsiness or dizziness.

Symptoms/effects after skin contact : Causes skin irritation.

Symptoms/effects after eye contact : Causes serious eye irritation.

Symptoms/effects after ingestion : May be fatal if swallowed and enters airways.

Chronic symptoms : May cause cancer. Suspected of damaging fertility. Suspected of damaging the unborn child. . May cause damage to organs through prolonged or repeated exposure.

### 4.3. Indication of any immediate medical attention and special treatment needed

No additional information available.

## SECTION 5: Firefighting measures

### 5.1. Extinguishing media

Suitable extinguishing media : Water fog. Foam. Dry chemical. carbon dioxide (CO<sub>2</sub>).

### 5.2. Special hazards arising from the substance or mixture

Fire hazard : Highly flammable liquid and vapour.

# AVM Adhesive 501

## Safety Data Sheet

Prepared according to Federal Register / Vol. 77, No. 58 / Monday, March 26, 2012 / Rules and Regulations

Explosion hazard	: Heating may cause an explosion.
Reactivity	: No dangerous reactions known under normal conditions of use.
<b>5.3. Advice for firefighters</b>	
Precautionary measures fire	: Keep away from heat, hot surfaces, sparks, open flames and other ignition sources. No smoking.
Firefighting instructions	: Use water spray or fog for cooling exposed containers. Exercise caution when fighting any chemical fire. Do not dispose of fire-fighting water in the environment.
Protection during firefighting	: Do not enter fire area without proper protective equipment, including respiratory protection.
Other information	: Avoid smoke inhalation.

### SECTION 6: Accidental release measures

#### 6.1. Personal precautions, protective equipment and emergency procedures

General measures : Evacuate area. Ventilate area. Keep upwind. Spill should be handled by trained clean-up crews properly equipped with respiratory equipment and full chemical protective gear (see Section 8).

##### 6.1.1. For non-emergency personnel

Protective equipment : Wear Protective equipment as described in Section 8.

Emergency procedures : Evacuate unnecessary personnel.

##### 6.1.2. For emergency responders

Protective equipment : Wear suitable protective clothing, gloves and eye or face protection. Approved supplied-air respirator, in case of emergency.

#### 6.2. Environmental precautions

Avoid release to the environment. Prevent entry to sewers and public waters.

#### 6.3. Methods and material for containment and cleaning up

For containment : Contain any spills with dikes or absorbents to prevent migration and entry into sewers or streams.

Methods for cleaning up : Ventilate area. Eliminate ignition sources. Use only non-sparking tools. Soak up residue with an absorbent such as clay, sand or other suitable material. This material and its container must be disposed of in a safe way, and as per local legislation. Foam, especially high expansion foam, may be used to suppress vapors.

#### 6.4. Reference to other sections

See Sections 8 and 13.

### SECTION 7: Handling and storage

#### 7.1. Precautions for safe handling

Precautions for safe handling : Do not handle until all safety precautions have been read and understood. Ensure proper electrical grounding procedures are in place. Avoid contact with skin, eyes and clothing. Do not breathe mist, vapours. Wash hands and other exposed areas with mild soap and water before eating, drinking or smoking and when leaving work.

#### 7.2. Conditions for safe storage, including any incompatibilities

Storage conditions : Keep away from ignition sources. Store in a well-ventilated place. Keep cool.

### SECTION 8: Exposure controls/personal protection

#### 8.1. Control parameters

<b>Toluene (108-88-3)</b>	
ACGIH TWA (ppm)	20 ppm
Remark (ACGIH)	Visual impair; female repro;
OSHA PEL (TWA) (ppm)	200 ppm
OSHA PEL (Ceiling) (ppm)	300 ppm (500 ppm Peak [10 minutes])
<b>Distillates, petroleum, solvent-dewaxed heavy paraffinic (64742-65-0)</b>	
Remark (ACGIH)	OELs not established
Remark (OSHA)	OELs not established
<b>tert-Butyl acetate (540-88-5)</b>	
ACGIH TWA (ppm)	200 ppm
Remark (ACGIH)	Threshold Limit Values (TLV Basis) Critical Effects - eye and upper respiratory tract irritation
OSHA PEL (TWA) (mg/m <sup>3</sup> )	950 mg/m <sup>3</sup>
OSHA PEL (TWA) (ppm)	200 ppm

# AVM Adhesive 501

## Safety Data Sheet

Prepared according to Federal Register / Vol. 77, No. 58 / Monday, March 26, 2012 / Rules and Regulations

### 8.2. Exposure controls

Appropriate engineering controls : Provide adequate general and local exhaust ventilation. Use process enclosures, local exhaust ventilation, or other engineering controls to control airborne levels below recommended exposure limits. Use explosion-proof equipment with flammable materials. Ensure adequate ventilation, especially in confined areas.

Personal protective equipment : Gloves. Protective goggles. Wear chemically impervious apron over labcoat and full coverage clothing. Insufficient ventilation: wear respiratory protection.



Hand protection : Use gloves chemically resistant to this material when prolonged or repeated contact could occur. Gloves should be classified under Standard EN 374 or ASTM F1296. Suggested glove materials are: Neoprene, Nitrile/butadiene rubber, Polyethylene, Ethyl vinyl alcohol laminate, PVC or vinyl. Suitable gloves for this specific application can be recommended by the glove supplier.

Eye protection : Wear eye protection, including chemical splash goggles and a face shield when possibility exists for eye contact due to spraying liquid or airborne particles.

Skin and body protection : Wear long sleeves, and chemically impervious PPE/coveralls to minimize bodily exposure.

Respiratory protection : Use NIOSH (or other equivalent national standard) -approved dust/particulate respirator. Where vapor, mist, or dust exceed PELs or other applicable OELs, use NIOSH-approved respiratory protective equipment.

## SECTION 9: Physical and chemical properties

### 9.1. Information on basic physical and chemical properties

Physical state	: Liquid
Color	: Red. Brown.
Odor	: characteristic. Solvent.
Odor Threshold	: No data available
pH	: No data available
Relative evaporation rate (butylacetate=1)	: No data available
Relative evaporation rate (ether=1)	: < 1
Melting point	: No data available
Freezing point	: No data available
Boiling point	: 97.8 °C (208 °F)
Flash point	: 16.7 °C (62.1 °F)
Auto-ignition temperature	: No data available
Decomposition temperature	: No data available
Flammability (solid, gas)	: No data available
Vapour pressure	: No data available
Relative vapour density at 20 °C	: > 1 (Air = 1)
Weight Per Gallon	: 7.87
Relative density	: No data available
Solubility	: No data available
Log Pow	: No data available
Log Kow	: No data available
Viscosity, kinematic	: No data available
Viscosity, dynamic	: No data available
Explosive properties	: No data available
Oxidising properties	: No data available
Explosive limits	: No data available

### 9.2. Other information

VOC content : 98 g/l < 5 % Volatile by Weight

## SECTION 10: Stability and reactivity

### 10.1. Reactivity

No dangerous reactions known under normal conditions of use.

### 10.2. Chemical stability

Stable under recommended handling and storage conditions (see section 7).

# AVM Adhesive 501

## Safety Data Sheet

Prepared according to Federal Register / Vol. 77, No. 58 / Monday, March 26, 2012 / Rules and Regulations

### 10.3. Possibility of hazardous reactions

None known.

### 10.4. Conditions to avoid

Static electricity. Heat. Sparks. Open flame.

### 10.5. Incompatible materials

Strong oxidizing agents.

### 10.6. Hazardous decomposition products

Carbon oxides (CO, CO<sub>2</sub>).

## SECTION 11: Toxicological information

### 11.1. Information on toxicological effects

Acute toxicity : Not classified

Toluene (108-88-3)	
LD50 oral rat	2600 mg/kg
LD50 dermal rabbit	12000 mg/kg
LC50 inhalation rat (mg/l)	12.5 mg/l/4h

tert-Butyl acetate (540-88-5)	
LC50 inhalation rat (mg/l)	> 2230 mg/m <sup>3</sup> 4 h

Skin corrosion/irritation	: Causes skin irritation.
Serious eye damage/irritation	: Causes serious eye irritation.
Respiratory or skin sensitisation	: Not classified
Germ cell mutagenicity	: Not classified
Carcinogenicity	: May cause cancer.
Reproductive toxicity	: Suspected of damaging fertility or the unborn child.
Specific target organ toxicity (single exposure)	: May cause drowsiness or dizziness.
Specific target organ toxicity (repeated exposure)	: May cause damage to organs through prolonged or repeated exposure.
Aspiration hazard	: May be fatal if swallowed and enters airways.
Symptoms/effects after inhalation	: May cause drowsiness or dizziness.
Symptoms/effects after skin contact	: Causes skin irritation.
Symptoms/effects after eye contact	: Causes serious eye irritation.
Symptoms/effects after ingestion	: May be fatal if swallowed and enters airways.
Chronic symptoms	: May cause cancer. Suspected of damaging fertility. Suspected of damaging the unborn child. May cause damage to organs through prolonged or repeated exposure.

## SECTION 12: Ecological information

### 12.1. Toxicity

No additional information available

### 12.2. Persistence and degradability

No additional information available

### 12.3. Bioaccumulative potential

No additional information available

### 12.4. Mobility in soil

No additional information available

### 12.5. Other adverse effects

No additional information available

## SECTION 13: Disposal considerations

### 13.1. Waste treatment methods

Waste treatment methods : Obtain the consent of pollution control authorities before discharging to wastewater treatment plants.

Product/Packaging disposal recommendations : Dispose in a safe manner in accordance with local/national regulations.

## SECTION 14: Transport information

In accordance with DOT

Transport document description : UN1993 Flammable liquids, n.o.s. (contains: Toluene; tert-Butyl acetate), 3, II

# AVM Adhesive 501

## Safety Data Sheet

Prepared according to Federal Register / Vol. 77, No. 58 / Monday, March 26, 2012 / Rules and Regulations

UN-No.(DOT) : 1993  
DOT NA no. : UN1993  
Proper Shipping Name (DOT) : Flammable liquids, n.o.s.  
contains: Toluene; tert-Butyl acetate  
Class (DOT) : 3 - Class 3 - Flammable and combustible liquid 49 CFR 173.120  
Hazard labels (DOT) : 3 - Flammable liquid



Packing group (DOT) : II - Medium Danger  
DOT Quantity Limitations Passenger aircraft/rail (49 CFR 173.27) : 5 L  
DOT Quantity Limitations Cargo aircraft only (49 CFR 175.75) : 60 L  
DOT Vessel Stowage Location : B - (i) The material may be stowed "on deck" or "under deck" on a cargo vessel and on a passenger vessel carrying a number of passengers limited to not more than the larger of 25 passengers, or one passenger per each 3 m of overall vessel length; and (ii) "On deck only" on passenger vessels in which the number of passengers specified in paragraph (k)(2)(i) of this section is exceeded.

### Additional information

Emergency Response Guide (ERG) Number : 128  
Other information : No supplementary information available.

### Transport by sea

No additional information available

### Air transport

No additional information available

## SECTION 15: Regulatory information

### 15.1. US Federal regulations

AVM Adhesive 501	
All chemical substances in this product are listed in the EPA (Environment Protection Agency) TSCA (Toxic Substances Control Act) Inventory or are exempt	
SARA Section 311/312 Hazard Classes	Physical hazard - Flammable (gases, aerosols, liquids, or solids) Health hazard - Skin corrosion or Irritation Health hazard - Serious eye damage or eye irritation Health hazard - Carcinogenicity Health hazard - Specific target organ toxicity (single or repeated exposure) Health hazard - Reproductive toxicity Health hazard - Aspiration hazard
Toluene (108-88-3)	
CERCLA RQ	1000 lb
Section 313	Listed on US SARA Section 313
tert-Butyl acetate (540-88-5)	
CERCLA RQ	5000 lb
Section 313	Not Listed on US SARA Section 313

### 15.2. International regulations

No additional information available.

### 15.3. US State regulations

WARNING! This product contains chemicals known to the state of California to cause cancer, birth defects, or other reproductive harm.

Toluene (108-88-3)				
U.S. - California - Proposition 65 - Carcinogens List	U.S. - California - Proposition 65 - Developmental Toxicity	U.S. - California - Proposition 65 - Reproductive Toxicity - Female	U.S. - California - Proposition 65 - Reproductive Toxicity - Male	No significant risk level (NSRL)
No	Yes	No	No	7000 µg/day



# AVM Adhesive 501

## Safety Data Sheet

Prepared according to Federal Register / Vol. 77, No. 58 / Monday, March 26, 2012 / Rules and Regulations

### Toluene (108-88-3)

U.S. - Massachusetts - Right To Know List  
U.S. - New Jersey - Right to Know Hazardous Substance List  
U.S. - Pennsylvania - RTK (Right to Know) - Environmental Hazard List  
U.S. - Pennsylvania - RTK (Right to Know) List

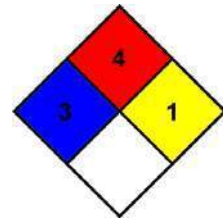
### tert-Butyl acetate (540-88-5)

U.S. - Massachusetts - Right To Know List  
U.S. - New Jersey - Right to Know Hazardous Substance List  
U.S. - Pennsylvania - RTK (Right to Know) - Environmental Hazard List

## SECTION 16: Other information

Indication of changes : Revision 1.0: New SDS Created.  
Revision date : 03/22/2018  
Other information : Author: BCS.

NFPA health hazard : 3 - Materials that, under emergency conditions, can cause serious or permanent injury.  
NFPA fire hazard : 4 - Materials that rapidly or completely vaporize at atmospheric pressure and normal ambient temperature or that are readily dispersed in air and burn readily.  
NFPA reactivity : 1 - Materials that in themselves are normally stable but can become unstable at elevated temperatures and pressures.



### Hazard Rating

Health : 3\*  
Flammability : 4  
Physical : 1  
Personal protection :

This information is based on our current knowledge and is intended to describe the product for the purposes of health, safety and environmental requirements only. It should not therefore be construed as guaranteeing any specific property of the product



# 570 Hot Rubber

## Safety Data Sheet

according to Federal Register / Vol. 77, No. 58 / Monday, March 26, 2012 / Rules and Regulations

Revision date: 01/17/2019 Version: 1.0

### SECTION 1: Identification

#### 1.1. Identification

Product form : Mixture  
Product name : 570 Hot Rubber

#### 1.2. Recommended use and restrictions on use

Use of the substance/mixture : Pavement Waterproofing

#### 1.3. Supplier

AVM Industries, Inc.  
8245 Remmet Ave  
Canoga Park, CA 91304  
Tel: 818-888-0050  
Fax: 818-888-0030  
www.avmindustries.com

#### 1.4. Emergency telephone number

No additional information available

### SECTION 2: Hazard(s) identification

#### 2.1. Classification of the substance or mixture

##### GHS-US classification

Carc. 2 H351

#### 2.2. GHS Label elements, including precautionary statements

##### GHS US labelling

Hazard pictograms (GHS US) :



Signal word (GHS US) : Warning

Hazard statements (GHS US) : H351 - Suspected of causing cancer.

Precautionary statements (GHS US) : P201 - Obtain special instructions before use.  
P202 - Do not handle until all safety precautions have been read and understood.  
P280 - Wear eye protection, protective gloves, protective clothing  
P308+P313 - If exposed or concerned: Get medical advice/attention.  
P405 - Store locked up.  
P501 - Dispose of contents/container to hazardous or special waste collection point, in accordance with local, regional, national and/or international regulation

#### 2.3. Other hazards which do not result in classification

No additional information available

#### 2.4. Unknown acute toxicity (GHS US)

Not applicable

### SECTION 3: Composition/information on ingredients

#### 3.1. Substances

Not applicable

#### 3.2. Mixtures

Name	Product identifier	%
Asphalt	(CAS-No.) 8052-42-4	60 - 100

# 570 Hot Rubber

## Safety Data Sheet

according to Federal Register / Vol. 77, No. 58 / Monday, March 26, 2012 / Rules and Regulations

### SECTION 4: First-aid measures

#### 4.1. Description of first aid measures

- First-aid measures general : If exposed or concerned, get medical attention/advice. Show this safety data sheet to the doctor in attendance. Wash contaminated clothing before re-use. Never give anything to an unconscious person.
- First-aid measures after inhalation : IF INHALED: Remove to fresh air and keep at rest in a position comfortable for breathing. Get medical attention if breathing is affected. If breathing is difficult, supply oxygen.
- First-aid measures after skin contact : IF ON SKIN (or clothing): Remove affected clothing and wash all exposed skin with water for at least 15 minutes. If irritation develops or persists, get medical attention.
- First-aid measures after eye contact : IF IN EYES: Immediately flush with plenty of water for at least 15 minutes. Remove contact lenses if present and easy to do so. Continue rinsing if pain, blinking, or irritation develops or persists, get medical attention. Continue rinsing.
- First-aid measures after ingestion : IF SWALLOWED: rinse mouth thoroughly. Do not induce vomiting without advice from poison control center. Get medical attention if you feel unwell.

#### 4.2. Most important symptoms and effects (acute and delayed)

- Symptoms/effects : Suspected of causing cancer.
- Symptoms/effects after inhalation : May cause respiratory irritation.
- Symptoms/effects after skin contact : May cause skin irritation.
- Symptoms/effects after eye contact : Direct contact with eyes is likely to be irritating.
- Symptoms/effects after ingestion : May cause gastrointestinal irritation.
- Chronic symptoms : Suspected of causing cancer.

#### 4.3. Immediate medical attention and special treatment, if necessary

No additional information available.

### SECTION 5: Fire-fighting measures

#### 5.1. Suitable (and unsuitable) extinguishing media

- Suitable extinguishing media : Water fog. Dry chemical. Carbon dioxide (CO<sub>2</sub>). foam.
- Unsuitable extinguishing media : Use foam and water spray carefully to prevent excessive frothing.

#### 5.2. Specific hazards arising from the chemical

- Fire hazard : Not flammable.
- Reactivity : No dangerous reactions known under normal conditions of use.

#### 5.3. Special protective equipment and precautions for fire-fighters

- Precautionary measures fire : Keep away from heat, hot surfaces, sparks, open flames and other ignition sources. No smoking.
- Firefighting instructions : Use water spray or fog for cooling exposed containers. Exercise caution when fighting any chemical fire. Do not dispose of fire-fighting water in the environment.
- Protection during firefighting : Do not enter fire area without proper protective equipment, including respiratory protection.

### SECTION 6: Accidental release measures

#### 6.1. Personal precautions, protective equipment and emergency procedures

- General measures : Handle in accordance with good industrial hygiene and safety procedures.

##### 6.1.1. For non-emergency personnel

- Protective equipment : Wear Protective equipment as described in Section 8.

##### 6.1.2. For emergency responders

- Protective equipment : Wear suitable protective clothing, gloves and eye or face protection. Approved supplied-air respirator, in case of emergency.

#### 6.2. Environmental precautions

Prevent entry to sewers and public waters. Avoid release to the environment. Notify authorities if liquid enters sewers or public waters.

#### 6.3. Methods and material for containment and cleaning up

- For containment : Contain any spills with dikes or absorbents to prevent migration and entry into sewers or streams.
- Methods for cleaning up : Take up mechanically (sweeping, shovelling) and collect in suitable container for disposal. This material and its container must be disposed of in a safe way, and as per local legislation.

# 570 Hot Rubber

## Safety Data Sheet

according to Federal Register / Vol. 77, No. 58 / Monday, March 26, 2012 / Rules and Regulations

### 6.4. Reference to other sections

See Sections 8 and 13.

## SECTION 7: Handling and storage

### 7.1. Precautions for safe handling

Precautions for safe handling : Handle in accordance with good industrial hygiene and safety procedures. Do not handle until all safety precautions have been read and understood. Avoid contact with skin and eyes. Do not breathe vapours. Wash hands and other exposed areas with mild soap and water before eating, drinking or smoking and when leaving work.

### 7.2. Conditions for safe storage, including any incompatibilities

Technical measures : Proper grounding procedures to avoid static electricity should be followed.  
Storage conditions : Store in a well-ventilated place. Keep cool. Keep container tightly closed.

## SECTION 8: Exposure controls/personal protection

### 8.1. Control parameters

Asphalt (8052-42-4)		
ACGIH	ACGIH TWA (mg/m <sup>3</sup> )	0.5 mg/m <sup>3</sup>
OSHA	Remark (OSHA)	OELs not established

### 8.2. Appropriate engineering controls

Appropriate engineering controls : Provide adequate general and local exhaust ventilation. Use process enclosures, local exhaust ventilation, or other engineering controls to control airborne levels below recommended exposure limits. Use explosion-proof equipment with flammable materials. Ensure adequate ventilation, especially in confined areas.

### 8.3. Individual protection measures/Personal protective equipment

#### Personal protective equipment symbol(s):



#### Personal protective equipment:

Gloves. Protective goggles. Protective clothing. Insufficient ventilation: wear respiratory protection.

#### Hand protection:

Use gloves chemically resistant to this material when prolonged or repeated contact could occur.

#### Eye protection:

Wear eye protection, including chemical splash goggles and a face shield when possibility exists for eye contact due to spraying liquid or airborne particles.

#### Skin and body protection:

Wear long sleeves, and chemically impervious PPE/coveralls to minimize bodily exposure.

#### Respiratory protection:

Use NIOSH (or other equivalent national standard) -approved dust/particulate respirator. Where vapour, mist, or dust exceed PELs or other applicable OELs, use NIOSH-approved respiratory protective equipment.

## SECTION 9: Physical and chemical properties

### 9.1. Information on basic physical and chemical properties

Physical state : Solid  
Colour : Black dark brown  
Odour : Burnt tar  
Odour threshold : No data available  
pH : No data available  
Melting point : 65.6 - 121.1 °C (150 - 250 °F) ASTM D36 Softening Point

# 570 Hot Rubber

## Safety Data Sheet

according to Federal Register / Vol. 77, No. 58 / Monday, March 26, 2012 / Rules and Regulations

Freezing point	: No data available
Boiling point	: > 426.7 °C (800 °F)
Flash point	: > 204.4 °C (400 °F)
Relative evaporation rate (butylacetate=1)	: No data available
Flammability (solid, gas)	: No data available
Vapour pressure	: No data available
Relative vapour density at 20 °C	: No data available
Relative density	: 1 - 1.9
Solubility	: No data available
Log Pow	: No data available
Auto-ignition temperature	: > 371.1 °C (700 °F)
Decomposition temperature	: No data available
Viscosity, kinematic	: No data available
Viscosity, dynamic	: No data available
Explosive limits	: No data available
Explosive properties	: No data available
Oxidising properties	: No data available

### 9.2. Other information

No additional information available

## SECTION 10: Stability and reactivity

### 10.1. Reactivity

No dangerous reactions known under normal conditions of use.

### 10.2. Chemical stability

Stable under recommended handling and storage conditions (see section 7).

### 10.3. Possibility of hazardous reactions

Hazardous polymerization does not occur.

### 10.4. Conditions to avoid

Strong oxidizers.

### 10.5. Incompatible materials

Oxidizing agent.

### 10.6. Hazardous decomposition products

Carbon oxides (CO, CO<sub>2</sub>). Nitrogen. Sulfur. Water.

## SECTION 11: Toxicological information

### 11.1. Information on toxicological effects

Acute toxicity (oral)	: Not classified
Acute toxicity (dermal)	: Not classified
Acute toxicity (inhalation)	: Not classified

### Asphalt (8052-42-4)

LD50 oral rat	> 5000 mg/kg
LD50 dermal rabbit	> 2000 mg/kg

Skin corrosion/irritation	: Not classified
Serious eye damage/irritation	: Not classified
Respiratory or skin sensitisation	: Not classified
Germ cell mutagenicity	: Not classified
Carcinogenicity	: Suspected of causing cancer.

### Asphalt (8052-42-4)

IARC group	2B - Possibly carcinogenic to humans
Reproductive toxicity	: Not classified
STOT-single exposure	: Not classified

# 570 Hot Rubber

## Safety Data Sheet

according to Federal Register / Vol. 77, No. 58 / Monday, March 26, 2012 / Rules and Regulations

STOT-repeated exposure	: Not classified
Aspiration hazard	: Not classified
Viscosity, kinematic	: No data available
Symptoms/effects	: Suspected of causing cancer.
Symptoms/effects after inhalation	: May cause respiratory irritation.
Symptoms/effects after skin contact	: May cause skin irritation.
Symptoms/effects after eye contact	: Direct contact with eyes is likely to be irritating.
Symptoms/effects after ingestion	: May cause gastrointestinal irritation.
Chronic symptoms	: Suspected of causing cancer.

### SECTION 12: Ecological information

#### 12.1. Toxicity

No additional information available

#### 12.2. Persistence and degradability

No additional information available

#### 12.3. Bioaccumulative potential

No additional information available

#### 12.4. Mobility in soil

No additional information available

#### 12.5. Other adverse effects

No additional information available

### SECTION 13: Disposal considerations

#### 13.1. Disposal methods

- Waste treatment methods : Obtain the consent of pollution control authorities before discharging to wastewater treatment plants.
- Product/Packaging disposal recommendations : Dispose in a safe manner in accordance with local/national regulations.

### SECTION 14: Transport information

#### Department of Transportation (DOT)

In accordance with DOT

Not applicable

#### Transportation of Dangerous Goods

Not applicable

#### Transport by sea (IMDG)

Not applicable

#### Air transport (IATA)

Not applicable

### SECTION 15: Regulatory information

#### 15.1. US Federal regulations

##### 570 Hot Rubber

All chemical substances in this product are listed in the EPA (Environment Protection Agency) TSCA (Toxic Substances Control Act) Inventory or are exempt.

SARA Section 311/312 Hazard Classes	Health hazard - Carcinogenicity
-------------------------------------	---------------------------------

#### 15.2. International regulations

No additional information available

#### 15.3. US State regulations

This product does not contain any substances known to the state of California to cause cancer and/or reproductive harm

# 570 Hot Rubber

## Safety Data Sheet

according to Federal Register / Vol. 77, No. 58 / Monday, March 26, 2012 / Rules and Regulations

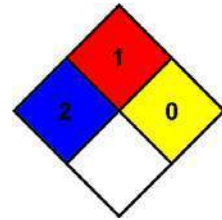
Component	State or local regulations
Asphalt(8052-42-4)	U.S. - New Jersey - Right to Know Hazardous Substance List; U.S. - Pennsylvania - RTK (Right to Know) List; U.S. - Massachusetts - Right To Know List

### SECTION 16: Other information

Revision date : 01/17/2019  
Other information : Author: BCS.

NFPA health hazard : 2 - Materials that, under emergency conditions, can cause temporary incapacitation or residual injury.  
NFPA fire hazard : 1 - Materials that must be preheated before ignition can occur.  
NFPA reactivity : 0 - Material that in themselves are normally stable, even under fire conditions.

HMIS Hazard Rating  
Health : 2\*  
Flammability : 1  
Physical : 0



*This information is based on our current knowledge and is intended to describe the product for the purposes of health, safety and environmental requirements only. It should not therefore be construed as guaranteeing any specific property of the product*



# Aussie 570 Protection Sheet

## Safety Data Sheet

according to Federal Register / Vol. 77, No. 58 / Monday, March 26, 2012 / Rules and Regulations

Revision date: 01/08/2019 Version: 1.0

### SECTION 1: Identification

#### 1.1. Identification

Product form : Mixture  
Product name : Aussie 570 Protection Sheet

#### 1.2. Recommended use and restrictions on use

No additional information available

#### 1.3. Supplier

AVM Industries, Inc.  
8245 Remmet Ave  
Canoga Park, CA 91304  
Tel: 818-888-0050  
Fax: 818-888-0030  
www.avmindustries.com

#### 1.4. Emergency telephone number

818-888-0050

### SECTION 2: Hazard(s) identification

#### 2.1. Classification of the substance or mixture

##### GHS-US classification

Carc. 1A H350  
Repr. 2 H361  
STOT RE 1 H372

#### 2.2. GHS Label elements, including precautionary statements

##### GHS US labelling

Hazard pictograms (GHS US) :



Signal word (GHS US) :

Danger

Hazard statements (GHS US) :

H350 - May cause cancer (Inhalation).  
H361 - Suspected of damaging fertility or the unborn child (oral).  
H372 - Causes damage to organs through prolonged or repeated exposure (Inhalation).

Precautionary statements (GHS US) :

P201 - Obtain special instructions before use.  
P202 - Do not handle until all safety precautions have been read and understood.  
P260 - Do not breathe dust.  
P264 - Wash hands, forearms and face thoroughly after handling.  
P270 - Do not eat, drink or smoke when using this product.  
P280 - Wear eye protection, protective gloves, protective clothing, respiratory protection  
P308+P313 - If exposed or concerned: Get medical advice/attention.  
P314 - Get medical advice/attention if you feel unwell.  
P405 - Store locked up.  
P501 - Dispose of contents/container to a licensed hazardous-waste disposal contractor or collection site except for empty clean containers which can be disposed of as non-hazardous waste

#### 2.3. Other hazards which do not result in classification

No additional information available

#### 2.4. Unknown acute toxicity (GHS US)

Not applicable

### SECTION 3: Composition/information on ingredients

#### 3.1. Substances

Not applicable



# Aussie 570 Protection Sheet

## Safety Data Sheet

according to Federal Register / Vol. 77, No. 58 / Monday, March 26, 2012 / Rules and Regulations

### 3.2. Mixtures

Name	Product identifier	%
Asphalt	(CAS-No.) 8052-42-4	30 - 60
Calcium borate	(CAS-No.) 12007-56-6	10 - 30
Glass, oxide	(CAS-No.) 65997-17-3	5 - 10
Titanium dioxide	(CAS-No.) 13463-67-7	1 - 5
Silica: Crystalline, quartz	(CAS-No.) 14808-60-7	0.1 - 1

### SECTION 4: First-aid measures

#### 4.1. Description of first aid measures

- First-aid measures general : If exposed or concerned, get medical attention/advice. Show this safety data sheet to the doctor in attendance. Wash contaminated clothing before re-use. Never give anything to an unconscious person.
- First-aid measures after inhalation : IF INHALED: Remove to fresh air and keep at rest in a position comfortable for breathing. Get medical attention if breathing is affected. If breathing is difficult, supply oxygen.
- First-aid measures after skin contact : IF ON SKIN (or clothing): Remove affected clothing and wash all exposed skin with water for at least 15 minutes. If irritation develops or persists, get medical attention.
- First-aid measures after eye contact : IF IN EYES: Immediately flush with plenty of water for at least 15 minutes. Remove contact lenses if present and easy to do so. Continue rinsing if pain, blinking, or irritation develops or persists, get medical attention. Continue rinsing.
- First-aid measures after ingestion : IF SWALLOWED: rinse mouth thoroughly. Do not induce vomiting without advice from poison control center. Get medical attention if you feel unwell.

#### 4.2. Most important symptoms and effects (acute and delayed)

- Symptoms/effects : May cause cancer. Suspected of damaging fertility or the unborn child. Causes damage to organs through prolonged or repeated exposure.
- Symptoms/effects after inhalation : May cause respiratory irritation.
- Symptoms/effects after skin contact : May cause skin irritation.
- Symptoms/effects after eye contact : Direct contact with eyes is likely to be irritating.
- Symptoms/effects after ingestion : May cause gastrointestinal irritation.
- Chronic symptoms : May cause cancer. Suspected of damaging fertility. Suspected of damaging the unborn child. Causes damage to organs through prolonged or repeated exposure.

#### 4.3. Immediate medical attention and special treatment, if necessary

No additional information available.

### SECTION 5: Fire-fighting measures

#### 5.1. Suitable (and unsuitable) extinguishing media

Suitable extinguishing media : Dry chemical. Dry powder. Carbon dioxide (CO<sub>2</sub>). foam. Water fog. Water spray.

#### 5.2. Specific hazards arising from the chemical

- Fire hazard : Not flammable.
- Reactivity : No dangerous reactions known under normal conditions of use.

#### 5.3. Special protective equipment and precautions for fire-fighters

- Precautionary measures fire : Keep away from heat, hot surfaces, sparks, open flames and other ignition sources. No smoking.
- Firefighting instructions : Use water spray or fog for cooling exposed containers. Exercise caution when fighting any chemical fire. Do not dispose of fire-fighting water in the environment.
- Protection during firefighting : Do not enter fire area without proper protective equipment, including respiratory protection.
- Other information : Thermal decomposition generates : carbon oxides (CO and CO<sub>2</sub>).

### SECTION 6: Accidental release measures

#### 6.1. Personal precautions, protective equipment and emergency procedures

General measures : Evacuate area. Ventilate area. Keep upwind. Spill should be handled by trained cleaning personnel properly equipped with respiratory and eye protection.

##### 6.1.1. For non-emergency personnel

- Protective equipment : Wear Protective equipment as described in Section 8.
- Emergency procedures : Evacuate unnecessary personnel.

# Aussie 570 Protection Sheet

## Safety Data Sheet

according to Federal Register / Vol. 77, No. 58 / Monday, March 26, 2012 / Rules and Regulations

### 6.1.2. For emergency responders

Protective equipment : Wear suitable protective clothing, gloves and eye or face protection. Approved supplied-air respirator, in case of emergency.

### 6.2. Environmental precautions

Avoid release to the environment. Prevent entry to sewers and public waters.

### 6.3. Methods and material for containment and cleaning up

For containment : Contain and collect as any solid. Minimise generation of dust. Moisten first to prevent dusting.  
Methods for cleaning up : Ventilate area. Vacuum clean-up is preferred. This material and its container must be disposed of in a safe way, and as per local legislation.

### 6.4. Reference to other sections

See Sections 8 and 13.

## SECTION 7: Handling and storage

### 7.1. Precautions for safe handling

Precautions for safe handling : Do not handle until all safety precautions have been read and understood. Do not breathe dust. Wash hands and other exposed areas with mild soap and water before eating, drinking or smoking and when leaving work.

### 7.2. Conditions for safe storage, including any incompatibilities

Storage conditions : Store upright. Store in a dry place. Store in a closed container.  
Storage temperature : 12.7 - 35 °C (55 - 95 °F)

## SECTION 8: Exposure controls/personal protection

### 8.1. Control parameters

<b>Silica: Crystalline, quartz (14808-60-7)</b>		
ACGIH	ACGIH TWA (mg/m <sup>3</sup> )	0.025 mg/m <sup>3</sup> (respirable fraction)
OSHA	OSHA PEL (TWA) (mg/m <sup>3</sup> )	(30)/( %SiO <sub>2</sub> + 2) total dust; (10)/( %SiO <sub>2</sub> + 2) respirable fraction
OSHA	OSHA PEL (TWA) (ppm)	(250)/( %SiO <sub>2</sub> + 5) respirable fraction
OSHA	Remark (OSHA)	Table Z-3. For OSHA PEL (TWA): Use formulas: (250 / ( %SiO <sub>2</sub> +5)) for mppcf and (10 mg/m <sup>3</sup> / ( %SiO <sub>2</sub> +2)) for mg/m <sup>3</sup> . CAS No. source: eCFR Table Z-1.
OSHA	Regulatory reference (US-OSHA)	OSHA Annotated Table Z-3 Mineral Dusts
<b>Asphalt (8052-42-4)</b>		
ACGIH	ACGIH TWA (mg/m <sup>3</sup> )	0.5 mg/m <sup>3</sup>
OSHA	Remark (OSHA)	OELs not established
<b>Calcium borate (12007-56-6)</b>		
ACGIH	Remark (ACGIH)	OELs not established
OSHA	Remark (OSHA)	OELs not established
<b>Glass, oxide (65997-17-3)</b>		
OSHA	Remark (OSHA)	OELs not established
<b>Titanium dioxide (13463-67-7)</b>		
ACGIH	ACGIH TWA (mg/m <sup>3</sup> )	10 mg/m <sup>3</sup>

# Aussie 570 Protection Sheet

## Safety Data Sheet

according to Federal Register / Vol. 77, No. 58 / Monday, March 26, 2012 / Rules and Regulations

Titanium dioxide (13463-67-7)		
ACGIH	Remark (ACGIH)	LRT irr; A3 (Confirmed Animal Carcinogen with Unknown Relevance to Humans: The agent is carcinogenic in experimental animals at a relatively high dose, by route(s) of administration, at site(s), of histologic type(s), or by mechanism(s) that may not be relevant to worker exposure. Available epidemiologic studies do not confirm an increased risk of cancer in exposed humans. Available evidence does not suggest that the agent is likely to cause cancer in humans except under uncommon or unlikely routes or levels of exposure)
ACGIH	Regulatory reference	ACGIH 2018
OSHA	OSHA PEL (TWA) (mg/m <sup>3</sup> )	15 mg/m <sup>3</sup> total dust
OSHA	Regulatory reference (US-OSHA)	OSHA

### 8.2. Appropriate engineering controls

Appropriate engineering controls

: Provide adequate general and local exhaust ventilation. Use process enclosures, local exhaust ventilation, or other engineering controls to control airborne levels below recommended exposure limits. Use explosion-proof equipment with flammable materials. Ensure adequate ventilation, especially in confined areas.

### 8.3. Individual protection measures/Personal protective equipment

Personal protective equipment symbol(s):



Personal protective equipment:

Gloves. Protective goggles. Protective clothing. Insufficient ventilation: wear respiratory protection.

#### Hand protection:

Use gloves chemically resistant to this material when prolonged or repeated contact could occur. Gloves should be classified under Standard EN 374 or ASTM F1296. Suggested glove materials are: Neoprene, Nitrile/butadiene rubber, Polyethylene, Ethyl vinyl alcohol laminate, PVC or vinyl. Suitable gloves for this specific application can be recommended by the glove supplier.

#### Eye protection:

Wear eye protection, including chemical splash goggles and a face shield when possibility exists for eye contact due to spraying liquid or airborne particles.

#### Skin and body protection:

Wear long sleeves, and chemically impervious PPE/coveralls to minimize bodily exposure.

#### Respiratory protection:

Use NIOSH (or other equivalent national standard) -approved dust/particulate respirator. Where vapour, mist, or dust exceed PELs or other applicable OELs, use NIOSH-approved respiratory protective equipment.

## SECTION 9: Physical and chemical properties

### 9.1. Information on basic physical and chemical properties

Physical state	: Solid
Appearance	: Smooth.
Colour	: Various
Odour	: Asphalt
Odour threshold	: No data available
pH	: No data available

# Aussie 570 Protection Sheet

## Safety Data Sheet

according to Federal Register / Vol. 77, No. 58 / Monday, March 26, 2012 / Rules and Regulations

Melting point	: 121 °C (250 °F)
Freezing point	: No data available
Boiling point	: No data available
Flash point	: > 315 °C (600 °F)
Relative evaporation rate (butylacetate=1)	: No data available
Flammability (solid, gas)	: No data available
Vapour pressure	: No data available
Relative vapour density at 20 °C	: No data available
Relative density	: No data available
Solubility	: No data available
Log Pow	: No data available
Auto-ignition temperature	: 460 °C (860 °F)
Decomposition temperature	: No data available
Viscosity, kinematic	: No data available
Viscosity, dynamic	: No data available
Explosive limits	: No data available
Explosive properties	: No data available
Oxidising properties	: No data available

### 9.2. Other information

No additional information available

## SECTION 10: Stability and reactivity

### 10.1. Reactivity

No dangerous reactions known under normal conditions of use.

### 10.2. Chemical stability

Stable under recommended handling and storage conditions (see section 7).

### 10.3. Possibility of hazardous reactions

Hazardous polymerization does not occur.

### 10.4. Conditions to avoid

None known.

### 10.5. Incompatible materials

Strong oxidizers. Reducing agents. Strong acids. Strong alkalis.

### 10.6. Hazardous decomposition products

Thermal decomposition generates : Carbon oxides (CO, CO<sub>2</sub>).

## SECTION 11: Toxicological information

### 11.1. Information on toxicological effects

Acute toxicity (oral)	: Not classified
Acute toxicity (dermal)	: Not classified
Acute toxicity (inhalation)	: Not classified
Skin corrosion/irritation	: Not classified
Serious eye damage/irritation	: Not classified
Respiratory or skin sensitisation	: Not classified
Germ cell mutagenicity	: Not classified
Carcinogenicity	: May cause cancer (Inhalation).

#### Silica: Crystalline, quartz (14808-60-7)

IARC group	1 - Carcinogenic to humans
------------	----------------------------

#### Asphalt (8052-42-4)

IARC group	2B - Possibly carcinogenic to humans
------------	--------------------------------------

#### Titanium dioxide (13463-67-7)

IARC group	2B - Possibly carcinogenic to humans
------------	--------------------------------------

# Aussie 570 Protection Sheet

## Safety Data Sheet

according to Federal Register / Vol. 77, No. 58 / Monday, March 26, 2012 / Rules and Regulations

Reproductive toxicity	: Suspected of damaging fertility or the unborn child (oral).
STOT-single exposure	: Not classified
STOT-repeated exposure	: Causes damage to organs through prolonged or repeated exposure (Inhalation).
Aspiration hazard	: Not classified
Viscosity, kinematic	: No data available
Symptoms/effects	: May cause cancer. Suspected of damaging fertility or the unborn child. Causes damage to organs through prolonged or repeated exposure.
Symptoms/effects after inhalation	: May cause respiratory irritation.
Symptoms/effects after skin contact	: May cause skin irritation.
Symptoms/effects after eye contact	: Direct contact with eyes is likely to be irritating.
Symptoms/effects after ingestion	: May cause gastrointestinal irritation.
Chronic symptoms	: May cause cancer. Suspected of damaging fertility. Suspected of damaging the unborn child. Causes damage to organs through prolonged or repeated exposure.

### SECTION 12: Ecological information

#### 12.1. Toxicity

No additional information available

#### 12.2. Persistence and degradability

No additional information available

#### 12.3. Bioaccumulative potential

No additional information available

#### 12.4. Mobility in soil

No additional information available

#### 12.5. Other adverse effects

No additional information available

### SECTION 13: Disposal considerations

#### 13.1. Disposal methods

Waste treatment methods : Obtain the consent of pollution control authorities before discharging to wastewater treatment plants. These products are not hazardous waste as defined by regulations implementing the Resource Conservation and Recovery Act (RCRA). In general, waste materials may be discarded in accordance with State and Local regulations governing the disposal of other common or non-RCRA regulated waste materials.

Product/Packaging disposal recommendations : Dispose in a safe manner in accordance with local/national regulations.

### SECTION 14: Transport information

#### Department of Transportation (DOT)

In accordance with DOT

Not applicable

#### Transportation of Dangerous Goods

Not applicable

#### Transport by sea (IMDG)

Not applicable

#### Air transport (IATA)

Not applicable

# Aussie 570 Protection Sheet

## Safety Data Sheet

according to Federal Register / Vol. 77, No. 58 / Monday, March 26, 2012 / Rules and Regulations

### SECTION 15: Regulatory information

#### 15.1. US Federal regulations

<b>Aussie 570 Protection Sheet</b>	
All chemical substances in this product are listed in the EPA (Environment Protection Agency) TSCA (Toxic Substances Control Act) Inventory or are exempt	
SARA Section 311/312 Hazard Classes	Health hazard - Carcinogenicity Health hazard - Reproductive toxicity Health hazard - Specific target organ toxicity (single or repeated exposure)
<b>Aluminum (7429-90-5)</b>	
Subject to reporting requirements of United States SARA Section 313	

#### 15.2. International regulations

No additional information available

#### 15.3. US State regulations

**⚠ WARNING:** This product can expose you to Silica: Crystalline, quartz, which is known to the State of California to cause cancer. For more information go to [www.P65Warnings.ca.gov](http://www.P65Warnings.ca.gov).

<b>Silica: Crystalline, quartz (14808-60-7)</b>					
U.S. - California - Proposition 65 - Carcinogens List	U.S. - California - Proposition 65 - Developmental Toxicity	U.S. - California - Proposition 65 - Reproductive Toxicity - Female	U.S. - California - Proposition 65 - Reproductive Toxicity - Male	No significant risk level (NSRL)	Maximum allowable dose level (MADL)
Yes	No	No	No	Not available	

<b>Titanium dioxide (13463-67-7)</b>					
U.S. - California - Proposition 65 - Carcinogens List	U.S. - California - Proposition 65 - Developmental Toxicity	U.S. - California - Proposition 65 - Reproductive Toxicity - Female	U.S. - California - Proposition 65 - Reproductive Toxicity - Male	No significant risk level (NSRL)	Maximum allowable dose level (MADL)
Yes	No	No	No	Not available	

Component	State or local regulations
Silica: Crystalline, quartz(14808-60-7)	U.S. - New Jersey - Right to Know Hazardous Substance List; U.S. - Pennsylvania - RTK (Right to Know) List
Asphalt(8052-42-4)	U.S. - New Jersey - Right to Know Hazardous Substance List; U.S. - Pennsylvania - RTK (Right to Know) List; U.S. - Massachusetts - Right To Know List
Titanium dioxide(13463-67-7)	U.S. - New Jersey - Right to Know Hazardous Substance List; U.S. - Pennsylvania - RTK (Right to Know) List
Limestone(1317-65-3)	U.S. - New Jersey - Right to Know Hazardous Substance List; U.S. - Pennsylvania - RTK (Right to Know) List
Aluminum(7429-90-5)	U.S. - Massachusetts - Right To Know List; U.S. - New Jersey - Right to Know Hazardous Substance List; U.S. - Pennsylvania - RTK (Right to Know) - Environmental Hazard List
Talc(14807-96-6)	U.S. - New Jersey - Right to Know Hazardous Substance List; U.S. - Pennsylvania - RTK (Right to Know) List

### SECTION 16: Other information

Revision date : 01/08/2019  
Other information : Author: BCS.

# Aussie 570 Protection Sheet

## Safety Data Sheet

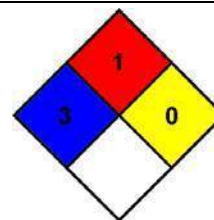
according to Federal Register / Vol. 77, No. 58 / Monday, March 26, 2012 / Rules and Regulations

---

NFPA health hazard : 3 - Materials that, under emergency conditions, can cause serious or permanent injury.

NFPA fire hazard : 1 - Materials that must be preheated before ignition can occur.

NFPA reactivity : 0 - Material that in themselves are normally stable, even under fire conditions.



### HMIS Hazard Rating

Health : 3\*

Flammability : 1

Physical : 0

*This information is based on our current knowledge and is intended to describe the product for the purposes of health, safety and environmental requirements only. It should not therefore be construed as guaranteeing any specific property of the product*



# AVM 570 Neoprene

## Safety Data Sheet

according to Federal Register / Vol. 77, No. 58 / Monday, March 26, 2012 / Rules and Regulations

Revision date: 01/16/2019 Version: 1.0

### SECTION 1: Identification

#### 1.1. Identification

Product form : Mixture  
Product name : AVM 570 Neoprene  
Other means of identification : Low-Temperature, Self-Adhered Sheet Waterproofing

#### 1.2. Recommended use and restrictions on use

Use of the substance/mixture : Rubber compound

#### 1.3. Supplier

AVM Industries, Inc.  
8245 Remmet Ave  
Canoga Park, CA 91304  
Tel: 818-888-0050  
Fax: 818-888-0030  
www.avmindustries.com

#### 1.4. Emergency telephone number

No additional information available

### SECTION 2: Hazard(s) identification

#### 2.1. Classification of the substance or mixture

##### GHS-US classification

Not classified

#### 2.2. GHS Label elements, including precautionary statements

##### GHS US labelling

No labelling applicable

#### 2.3. Other hazards which do not result in classification

No additional information available

#### 2.4. Unknown acute toxicity (GHS US)

Not applicable

### SECTION 3: Composition/information on ingredients

#### 3.1. Substances

Not applicable

#### 3.2. Mixtures

Name	Product identifier	%
Contains no hazardous ingredients at levels requiring disclosure by the OSHA Hazard Communication Standard (29 CFR 1910.1200)		

### SECTION 4: First-aid measures

#### 4.1. Description of first aid measures

First-aid measures general : If exposed or concerned, get medical attention/advice. Show this safety data sheet to the doctor in attendance. Wash contaminated clothing before re-use. Never give anything to an unconscious person.

First-aid measures after inhalation : IF INHALED: Remove to fresh air and keep at rest in a position comfortable for breathing. Get medical attention if breathing is affected. If breathing is difficult, supply oxygen.

First-aid measures after skin contact : IF ON SKIN (or clothing): Remove affected clothing and wash all exposed skin with water for at least 15 minutes. If irritation develops or persists, get medical attention.

First-aid measures after eye contact : IF IN EYES: Immediately flush with plenty of water for at least 15 minutes. Remove contact lenses if present and easy to do so. Continue rinsing if pain, blinking, or irritation develops or persists, get medical attention. Continue rinsing.

First-aid measures after ingestion : IF SWALLOWED: rinse mouth thoroughly. Do not induce vomiting without advice from poison control center. Get medical attention if you feel unwell.



# AVM 570 Neoprene

## Safety Data Sheet

according to Federal Register / Vol. 77, No. 58 / Monday, March 26, 2012 / Rules and Regulations

### 4.2. Most important symptoms and effects (acute and delayed)

Symptoms/effects	: Not expected to present a significant hazard under anticipated conditions of normal use.
Symptoms/effects after inhalation	: May cause respiratory irritation.
Symptoms/effects after skin contact	: May cause skin irritation.
Symptoms/effects after eye contact	: Direct contact with eyes is likely to be irritating.
Symptoms/effects after ingestion	: May cause gastrointestinal irritation.

### 4.3. Immediate medical attention and special treatment, if necessary

No additional information available.

## SECTION 5: Fire-fighting measures

### 5.1. Suitable (and unsuitable) extinguishing media

Suitable extinguishing media : Dry chemical. Carbon dioxide (CO<sub>2</sub>). Foam.

### 5.2. Specific hazards arising from the chemical

Fire hazard	: Heating may cause a fire.
Reactivity	: No dangerous reactions known under normal conditions of use.

### 5.3. Special protective equipment and precautions for fire-fighters

Precautionary measures fire	: Keep away from heat, hot surfaces, sparks, open flames and other ignition sources. No smoking.
Firefighting instructions	: Use water spray or fog for cooling exposed containers. Exercise caution when fighting any chemical fire. Do not dispose of fire-fighting water in the environment.
Protection during firefighting	: Do not enter fire area without proper protective equipment, including respiratory protection.

## SECTION 6: Accidental release measures

### 6.1. Personal precautions, protective equipment and emergency procedures

General measures : Handle in accordance with good industrial hygiene and safety procedures.

#### 6.1.1. For non-emergency personnel

Protective equipment : Wear Protective equipment as described in Section 8.

#### 6.1.2. For emergency responders

Protective equipment : Wear suitable protective clothing, gloves and eye or face protection. Approved supplied-air respirator, in case of emergency.

### 6.2. Environmental precautions

Prevent entry to sewers and public waters. Avoid release to the environment. Notify authorities if liquid enters sewers or public waters.

### 6.3. Methods and material for containment and cleaning up

For containment	: Contain and collect as any solid. Minimise generation of dust.
Methods for cleaning up	: Take up mechanically (sweeping, shovelling) and collect in suitable container for disposal. Minimise generation of dust. This material and its container must be disposed of in a safe way, and as per local legislation.

### 6.4. Reference to other sections

See Sections 8 and 13.

## SECTION 7: Handling and storage

### 7.1. Precautions for safe handling

Precautions for safe handling : Handle in accordance with good industrial hygiene and safety procedures. Do not handle until all safety precautions have been read and understood. Avoid contact with skin and eyes. Wash hands and other exposed areas with mild soap and water before eating, drinking or smoking and when leaving work.

### 7.2. Conditions for safe storage, including any incompatibilities

Technical measures	: Proper grounding procedures to avoid static electricity should be followed.
Storage conditions	: Store in a well-ventilated place. Keep cool. Keep container tightly closed. Keep in an area equipped with sprinklers.
Incompatible materials	: Strong oxidizers. Acids.

# AVM 570 Neoprene

## Safety Data Sheet

according to Federal Register / Vol. 77, No. 58 / Monday, March 26, 2012 / Rules and Regulations

### SECTION 8: Exposure controls/personal protection

#### 8.1. Control parameters

No data available

#### 8.2. Appropriate engineering controls

Appropriate engineering controls : Provide adequate general and local exhaust ventilation. Use process enclosures, local exhaust ventilation, or other engineering controls to control airborne levels below recommended exposure limits. Use explosion-proof equipment with flammable materials. Ensure adequate ventilation, especially in confined areas.

#### 8.3. Individual protection measures/Personal protective equipment

Personal protective equipment symbol(s):



Personal protective equipment:

Gloves. Protective goggles.

##### Hand protection:

Use gloves chemically resistant to this material when prolonged or repeated contact could occur.

##### Eye protection:

Wear eye protection, including chemical splash goggles and a face shield when possibility exists for eye contact due to spraying liquid or airborne particles.

##### Skin and body protection:

Wear long sleeves, and chemically impervious PPE/coveralls to minimize bodily exposure.

##### Respiratory protection:

Use NIOSH (or other equivalent national standard) -approved dust/particulate respirator. Where vapour, mist, or dust exceed PELs or other applicable OELs, use NIOSH-approved respiratory protective equipment.

### SECTION 9: Physical and chemical properties

#### 9.1. Information on basic physical and chemical properties

Physical state	: Solid
Colour	: Black
Odour	: mild
Odour threshold	: No data available
pH	: No data available
Melting point	: No data available
Freezing point	: No data available
Boiling point	: No data available
Flash point	: > 100 °C (212 °F) SW 846 1010
Relative evaporation rate (butylacetate=1)	: No data available
Flammability (solid, gas)	: No data available
Vapour pressure	: No data available
Relative vapour density at 20 °C	: No data available
Relative density	: No data available
Density	: 1.26 g/cm <sup>3</sup>
Solubility	: No data available
Log Pow	: No data available
Auto-ignition temperature	: No data available

# AVM 570 Neoprene

## Safety Data Sheet

according to Federal Register / Vol. 77, No. 58 / Monday, March 26, 2012 / Rules and Regulations

Decomposition temperature	: No data available
Viscosity, kinematic	: No data available
Viscosity, dynamic	: No data available
Explosive limits	: No data available
Explosive properties	: No data available
Oxidising properties	: No data available

### 9.2. Other information

No additional information available

## SECTION 10: Stability and reactivity

### 10.1. Reactivity

No dangerous reactions known under normal conditions of use.

### 10.2. Chemical stability

Stable under recommended handling and storage conditions (see section 7).

### 10.3. Possibility of hazardous reactions

None known.

### 10.4. Conditions to avoid

Heat. Sparks. Open flame. Strong oxidizers.

### 10.5. Incompatible materials

Strong acids. Bases. Oxidizing agent.

### 10.6. Hazardous decomposition products

Carbon oxides (CO, CO<sub>2</sub>). Dense smoke.

## SECTION 11: Toxicological information

### 11.1. Information on toxicological effects

Acute toxicity (oral)	: Not classified
Acute toxicity (dermal)	: Not classified
Acute toxicity (inhalation)	: Not classified
Skin corrosion/irritation	: Not classified
Serious eye damage/irritation	: Not classified
Respiratory or skin sensitisation	: Not classified
Germ cell mutagenicity	: Not classified
Carcinogenicity	: Not classified
Reproductive toxicity	: Not classified
STOT-single exposure	: Not classified
STOT-repeated exposure	: Not classified
Aspiration hazard	: Not classified
Viscosity, kinematic	: No data available
Symptoms/effects	: Not expected to present a significant hazard under anticipated conditions of normal use.
Symptoms/effects after inhalation	: May cause respiratory irritation.
Symptoms/effects after skin contact	: May cause skin irritation.
Symptoms/effects after eye contact	: Direct contact with eyes is likely to be irritating.
Symptoms/effects after ingestion	: May cause gastrointestinal irritation.

## SECTION 12: Ecological information

### 12.1. Toxicity

No additional information available

### 12.2. Persistence and degradability

No additional information available

### 12.3. Bioaccumulative potential

No additional information available

### 12.4. Mobility in soil

No additional information available

# AVM 570 Neoprene

## Safety Data Sheet

according to Federal Register / Vol. 77, No. 58 / Monday, March 26, 2012 / Rules and Regulations

### 12.5. Other adverse effects

No additional information available

## SECTION 13: Disposal considerations

### 13.1. Disposal methods

Waste treatment methods : Obtain the consent of pollution control authorities before discharging to wastewater treatment plants.

Product/Packaging disposal recommendations : Dispose in a safe manner in accordance with local/national regulations.

## SECTION 14: Transport information

### Department of Transportation (DOT)

In accordance with DOT

Not applicable

### Transportation of Dangerous Goods

Not applicable

### Transport by sea (IMDG)

Not applicable

### Air transport (IATA)

Not applicable

## SECTION 15: Regulatory information

### 15.1. US Federal regulations

#### AVM 570 Neoprene

All chemical substances in this product are listed in the EPA (Environment Protection Agency) TSCA (Toxic Substances Control Act) Inventory or are exempt.

SARA Section 311/312 Hazard Classes	None
-------------------------------------	------


#### Zinc compounds

SARA Section 313	Listed
------------------	--------

### 15.2. International regulations

No additional information available

### 15.3. US State regulations

 **WARNING:** This product can expose you to Carbon black, which is known to the State of California to cause cancer. For more information go to [www.P65Warnings.ca.gov](http://www.P65Warnings.ca.gov).

Carbon black (1333-86-4)				No significant risk level (NSRL)	Maximum allowable dose level (MADL)
U.S. - California - Proposition 65 - Carcinogens List	U.S. - California - Proposition 65 - Developmental Toxicity	U.S. - California - Proposition 65 - Reproductive Toxicity - Female	U.S. - California - Proposition 65 - Reproductive Toxicity - Male		
Yes	No	No	No		

## SECTION 16: Other information

Revision date : 01/16/2019

Other information : Author: BCS.

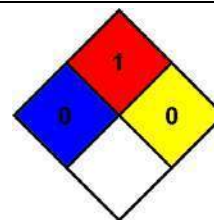
# AVM 570 Neoprene

## Safety Data Sheet

according to Federal Register / Vol. 77, No. 58 / Monday, March 26, 2012 / Rules and Regulations

---

NFPA health hazard	: 0 - Materials that, under emergency conditions, would offer no hazard beyond that of ordinary combustible materials.
NFPA fire hazard	: 1 - Materials that must be preheated before ignition can occur.
NFPA reactivity	: 0 - Material that in themselves are normally stable, even under fire conditions.



### HMIS Hazard Rating

Health	: 0
Flammability	: 1
Physical	: 0

*This information is based on our current knowledge and is intended to describe the product for the purposes of health, safety and environmental requirements only. It should not therefore be construed as guaranteeing any specific property of the product*



# Aussie Membrane 570

## Safety Data Sheet

according to Federal Register / Vol. 77, No. 58 / Monday, March 26, 2012 / Rules and Regulations

Issue date: 10/23/2020

Version: 1.0

### SECTION 1: Identification

#### 1.1. Identification

Product form : Mixture  
Trade name : Aussie Membrane 570

#### 1.2. Recommended use and restrictions on use

No additional information available

#### 1.3. Supplier

AVM Industries, Inc.  
8245 Remmet Ave  
Canoga Park, CA 91304  
Tel: 818-888-0050  
Fax: 818-888-0030  
www.avmindustries.com

#### 1.4. Emergency telephone number

No additional information available

### SECTION 2: Hazard(s) identification

#### 2.1. Classification of the substance or mixture

##### GHS US classification

Acute Tox. 4 (Inhalation) H332  
Carc. 2 H351

#### 2.2. GHS Label elements, including precautionary statements

##### GHS US labeling

Hazard pictograms  
(GHS US)



Signal word (GHS US) : Warning  
Hazard statements (GHS US) : H332 - Harmful if inhaled  
H351 - Suspected of causing cancer  
Precautionary statements (GHS US) : P201 - Obtain special instructions before use.  
P202 - Do not handle until all safety precautions have been read and understood.  
P261 - Avoid breathing dust/fume/gas/mist/vapors/spray.  
P271 - Use only outdoors or in a well-ventilated area.  
P280 - Wear eye protection, face protection, protective gloves, protective clothing  
P304+P340 - If inhaled: Remove person to fresh air and keep comfortable for breathing.  
P308+P313 - If exposed or concerned: Get medical advice/attention.  
P312 - Call a poison center or doctor if you feel unwell.  
P405 - Store locked up.  
P501 - Dispose of contents/container to a licensed hazardous-waste disposal contractor or collection site except for empty clean containers which can be disposed of as non-hazardous waste.

#### 2.3. Other hazards which do not result in classification

Other hazards not contributing to the classification : Dark black-brown, characteristic asphaltic odor or "rotten egg" odor if H<sub>2</sub>S present, but odor is unreliable warning, since it may deaden the sense of smell. Prolonged or repeated skin contact can cause drying of the skin which may produce irritation or dermatitis.

#### 2.4. Unknown acute toxicity (GHS US)

Not applicable

### SECTION 3: Composition/Information on ingredients

#### 3.1. Substances

Not applicable

#### 3.2. Mixtures

# Aussie Membrane 570

## Safety Data Sheet

according to Federal Register / Vol. 77, No. 58 / Monday, March 26, 2012 / Rules and Regulations

Name	Product identifier	%
Asphalt	(CAS-No.) 8052-42-4	60 – 80*
Extracts, petroleum, heavy paraffinic distillate solvent	(CAS-No.) 64742-04-7	15 - 40*

\*In accordance with paragraph (i) of the OSHA Hazard Communication Standard (29 CFR §1910.1200), the specific chemical identity or exact weight % has been withheld as a trade secret

### SECTION 4: First-aid measures

#### 4.1. Description of first aid measures

- First-aid measures general : If exposed or concerned, get medical attention/advice. Show this safety data sheet to the doctor in attendance. Wash contaminated clothing before re-use. Never give anything to an unconscious person.
- First-aid measures after inhalation : IF INHALED: Remove to fresh air and keep at rest in a position comfortable for breathing. Get medical attention if breathing is affected. If breathing is difficult, supply oxygen.
- First-aid measures after skin contact : IF ON SKIN (or clothing): Remove affected clothing and wash all exposed skin with water for at least 15 minutes. If irritation develops or persists, get medical attention. On hot asphalt splash, cool affected body part with water immersion or shower. Do not attempt removal of asphalt but split longitudinally if circumferential to avoid tourniquet effect. No attempt should be made to remove firmly adhering bitumen from the skin. Once the bitumen has cooled, it will do no further harm and will in fact provide a sterile covering over a burned area. As healing takes place, the bitumen plaque will detach itself, usually after a few days. For skin soiling without underlying burn, cleanse with mineral oil followed by soap and water. Use oil olive in vicinity of eyes.
- First-aid measures after eye contact : IF IN EYES: Immediately flush with plenty of water for at least 15 minutes. Remove contact lenses if present and easy to do so. Continue rinsing if pain, blinking, or irritation develops or persists, get medical attention. Continue rinsing.
- First-aid measures after ingestion : IF SWALLOWED: rinse mouth thoroughly. Do not induce vomiting without advice from poison control center. Get medical attention if you feel unwell.

#### 4.2. Most important symptoms and effects (acute and delayed)

- Symptoms/effects : Harmful if inhaled. Suspected of causing cancer.
- Symptoms/effects after inhalation : May cause respiratory irritation.
- Symptoms/effects after skin contact : May cause skin irritation.
- Symptoms/effects after eye contact : Direct contact with the eyes is likely to be irritating.
- Symptoms/effects after ingestion : May cause gastrointestinal irritation.
- Chronic symptoms : Suspected of causing cancer.

#### 4.3. Immediate medical attention and special treatment, if necessary

No additional information available.

### SECTION 5: Fire-fighting measures

#### 5.1. Suitable (and unsuitable) extinguishing media

- Suitable extinguishing media : Carbon dioxide (CO<sub>2</sub>). Sand. extinguishing powder. Foam.
- Unsuitable extinguishing media : Water spray. Do not spray water onto tank or vessel containing liquid asphalt as water reacts violently with product at elevated temperatures. Risk of steam explosion!

#### 5.2. Specific hazards arising from the chemical

- Fire hazard : Not flammable.
- Explosion hazard : Product is not explosive.
- Reactivity : No dangerous reactions known under normal conditions of use.

#### 5.3. Special protective equipment and precautions for fire-fighters

- Precautionary measures fire : Heating increases the release of toxic vapor, non-combustible material but under fire conditions this product may emit toxic and/or irritating fumes and gases including carbon monoxide and carbon dioxide.
- Firefighting instructions : Exercise caution when fighting any chemical fire. Do not dispose of fire-fighting water in the environment.
- Protection during firefighting : Do not enter fire area without proper protective equipment, including respiratory protection.

### SECTION 6: Accidental release measures

#### 6.1. Personal precautions, protective equipment and emergency procedures

- General measures : Evacuate area. Ventilate area. Keep upwind. Spill should be handled by trained clean-up crews properly equipped with respiratory equipment and full chemical protective gear (see Section 8).

# Aussie Membrane 570

## Safety Data Sheet

according to Federal Register / Vol. 77, No. 58 / Monday, March 26, 2012 / Rules and Regulations

### 6.1.1. For non-emergency personnel

- Protective equipment : Wear Protective equipment as described in Section 8.  
Emergency procedures : Evacuate unnecessary personnel.

### 6.1.2. For emergency responders

- Protective equipment : Wear suitable protective clothing, gloves and eye or face protection. Approved supplied-air respirator, in case of emergency.

### 6.2. Environmental precautions

Prevent entry to sewers and public waters. Notify authorities if liquid enters sewers or public waters. Avoid release to the environment.

### 6.3. Methods and material for containment and cleaning up

- For containment : Contain any spills with dikes or absorbents to prevent migration and entry into sewers or streams. Do not touch or walk on the spilled product.  
Methods for cleaning up : Ensure there is adequate ventilation. Soak up spills with inert solids, such as clay or diatomaceous earth as soon as possible. This material and its container must be disposed of in a safe way, and as per local legislation.

### 6.4. Reference to other sections

See Sections 8 and 13.

## SECTION 7: Handling and storage

### 7.1. Precautions for safe handling

- Precautions for safe handling : Do not handle until all safety precautions have been read and understood. Use only in well-ventilated areas. Do not get in eyes, on skin, or on clothing. Wash hands and other exposed areas with mild soap and water before eating, drinking or smoking and when leaving work. Keep away from sources of ignition - No smoking.

### 7.2. Conditions for safe storage, including any incompatibilities

- Storage conditions : Store in a dry, cool and well-ventilated place. Keep the container tightly closed. Protect from sunlight. Containers which are opened should be properly resealed and kept upright to prevent leakage. Use appropriate containment to avoid environmental contamination.

## SECTION 8: Exposure controls/personal protection

### 8.1. Control parameters

Asphalt (8052-42-4)		
ACGIH	ACGIH TWA (mg/m <sup>3</sup> )	0.5 mg/m <sup>3</sup>
OSHA	Remark (OSHA)	OELs not established
Extracts, petroleum, heavy paraffinic distillate solvent (64742-04-7)		
OSHA	Remark (OSHA)	OELs not established
ACGIH	Remark (ACGIH)	OELs not established

### 8.2. Appropriate engineering controls

- Appropriate engineering controls : Provide adequate general and local exhaust ventilation. Use process enclosures, local exhaust ventilation, or other engineering controls to control airborne levels below recommended exposure limits. Use explosion-proof equipment with flammable materials. Ensure adequate ventilation, especially in confined areas.

### 8.3. Individual protection measures/Personal protective equipment

Personal protective equipment symbol(s):



Personal protective equipment:

Gloves. Protective goggles. Protective clothing.

Hand protection:



# Aussie Membrane 570

## Safety Data Sheet

according to Federal Register / Vol. 77, No. 58 / Monday, March 26, 2012 / Rules and Regulations

Use gloves chemically resistant to this material when prolonged or repeated contact could occur. Gloves should be classified under Standard EN 374 or ASTM F1296. Suggested glove materials are: Neoprene, Nitrile/butadiene rubber, Polyethylene, Ethyl vinyl alcohol laminate, PVC or vinyl. Suitable gloves for this specific application can be recommended by the glove supplier.

### Eye protection:

Wear eye protection, including chemical splash goggles and a face shield when possibility exists for eye contact due to spraying liquid or airborne particles.

### Skin and body protection:

Wear long sleeves, and chemically impervious PPE/coveralls to minimize bodily exposure.

### Respiratory protection:

Use NIOSH (or other equivalent national standard) -approved dust/particulate respirator. Where vapor, mist, or dust exceed PELs or other applicable OELs, use NIOSH-approved respiratory protective equipment.

## SECTION 9: Physical and chemical properties

### 9.1. Information on basic physical and chemical properties

Physical state	: Solid
Appearance	: Dark brown - black.
Color	: No data available
Odor	: Asphalt, heavy petroleum residue
Odor threshold	: No data available
pH	: No data available
Melting point	: No data available
Freezing point	: No data available
Boiling point	: No data available
Flash point	: > 200 °C (392 °F)
Relative evaporation rate (butyl acetate=1)	: No data available
Flammability (solid, gas)	: No data available
Vapor pressure	: No data available
Relative vapor density at 20 °C	: No data available
Relative density	: No data available
Solubility	: No data available
Log Pow	: No data available
Auto-ignition temperature	: > 400 °C
Decomposition temperature	: No data available
Viscosity, kinematic	: No data available
Viscosity, dynamic	: No data available
Explosion limits	: No data available
Explosive properties	: No data available
Oxidizing properties	: No data available

### 9.2. Other information

No additional information available

## SECTION 10: Stability and reactivity

### 10.1. Reactivity

No dangerous reactions known under normal conditions of use.

### 10.2. Chemical stability

Stable under recommended handling and storage conditions (see section 7).

### 10.3. Possibility of hazardous reactions

None known.

### 10.4. Conditions to avoid

High temperatures. Avoid high temperatures, open flames, sparks, welding, smoking and other ignition sources. Avoid static charge accumulation and discharge.

# Aussie Membrane 570

## Safety Data Sheet

according to Federal Register / Vol. 77, No. 58 / Monday, March 26, 2012 / Rules and Regulations

### 10.5. Incompatible materials

Peroxides. Oxidizing agents.

### 10.6. Hazardous decomposition products

Thermal decomposition: Oxides of carbon. Sulfur compounds. Nitrogen compounds.

## SECTION 11: Toxicological information

### 11.1. Information on toxicological effects

Acute toxicity (oral) : Not classified  
Acute toxicity (dermal) : Not classified  
Acute toxicity (inhalation) : Harmful if inhaled.

#### Asphalt (8052-42-4)

LD50 oral rat > 5000 mg/kg

LD50 dermal rabbit > 2000 mg/kg

#### Extracts, petroleum, heavy paraffinic distillate solvent (64742-04-7)

LD50 oral rat > 2000 mg/kg

LD50 dermal rat > 2000 mg/kg

Skin corrosion/irritation : Not classified  
Serious eye damage/irritation : Not classified  
Respiratory or skin sensitization : Not classified  
Germ cell mutagenicity : Not classified  
Carcinogenicity : Suspected of causing cancer.

#### Asphalt (8052-42-4)

IARC group 2B - Possibly carcinogenic to humans

Reproductive toxicity : Not classified  
STOT-single exposure : Not classified  
STOT-repeated exposure : Not classified  
Aspiration hazard : Not classified  
Viscosity, kinematic : No data available  
Symptoms/effects : Harmful if inhaled. Suspected of causing cancer.  
Symptoms/effects after inhalation : May cause respiratory irritation.  
Symptoms/effects after skin contact : May cause skin irritation.  
Symptoms/effects after eye contact : Direct contact with the eyes is likely to be irritating.  
Symptoms/effects after ingestion : May cause gastrointestinal irritation.  
Chronic symptoms : Suspected of causing cancer.

## SECTION 12: Ecological information

### 12.1. Toxicity

No additional information available

### 12.2. Persistence and degradability

No additional information available

### 12.3. Bioaccumulative potential

No additional information available

### 12.4. Mobility in soil

No additional information available

### 12.5. Other adverse effects

No additional information available

## SECTION 13: Disposal considerations

### 13.1. Disposal methods

Waste treatment methods : Obtain the consent of pollution control authorities before discharging to wastewater treatment plants. Do not discharge to public wastewater systems without permit of pollution control authorities. No discharge to surface waters is allowed without an NPDES permit.

# Aussie Membrane 570

## Safety Data Sheet

according to Federal Register / Vol. 77, No. 58 / Monday, March 26, 2012 / Rules and Regulations

Product/Packaging disposal recommendations : Dispose in a safe manner in accordance with local/national regulations. Do not allow the product to be released into the environment.

### SECTION 14: Transport information

#### Department of Transportation (DOT)

In accordance with DOT

Not applicable

#### Transportation of Dangerous Goods

Not applicable

#### Transport by sea (IMDG)

Not applicable

#### Air transport (IATA)

Not applicable

### SECTION 15: Regulatory information

#### 15.1. US Federal regulations

##### Aussie Membrane 570

All chemical substances in this product are listed as "Active" in the EPA (Environmental Protection Agency) "TSCA Inventory Notification (Active-Inactive) Requirements Rule" ("the Final Rule"), as of Feb. 2019 or are otherwise exempt.

SARA Section 311/312 Hazard Classes

Health hazard - Carcinogenicity

Health hazard - Acute toxicity (any route of exposure)

#### 15.2. International regulations

No additional information available

#### 15.3. US State regulations

This product does not contain any substances known to the state of California to cause cancer and/or reproductive harm

Component	State or local regulations
Asphalt(8052-42-4)	U.S. - New Jersey - Right to Know Hazardous Substance List; U.S. - Pennsylvania - RTK (Right to Know) List; U.S. - Massachusetts - Right To Know List
Limestone(1317-65-3)	U.S. - New Jersey - Right to Know Hazardous Substance List; U.S. - Pennsylvania - RTK (Right to Know) List

### SECTION 16: Other information

Other information

: Author: JLJ.

NFPA health hazard

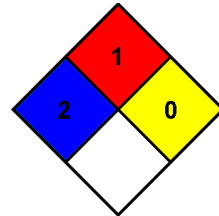
: 2 - Materials that, under emergency conditions, can cause temporary incapacitation or residual injury.

NFPA fire hazard

: 1 - Materials that must be preheated before ignition can occur.

NFPA reactivity

: 0 - Material that in themselves are normally stable, even under fire conditions.



# Aussie Membrane 570

## Safety Data Sheet

according to Federal Register / Vol. 77, No. 58 / Monday, March 26, 2012 / Rules and Regulations

---

### HMIS Hazard Rating

Health	:	2
Flammability	:	1
Physical	:	0

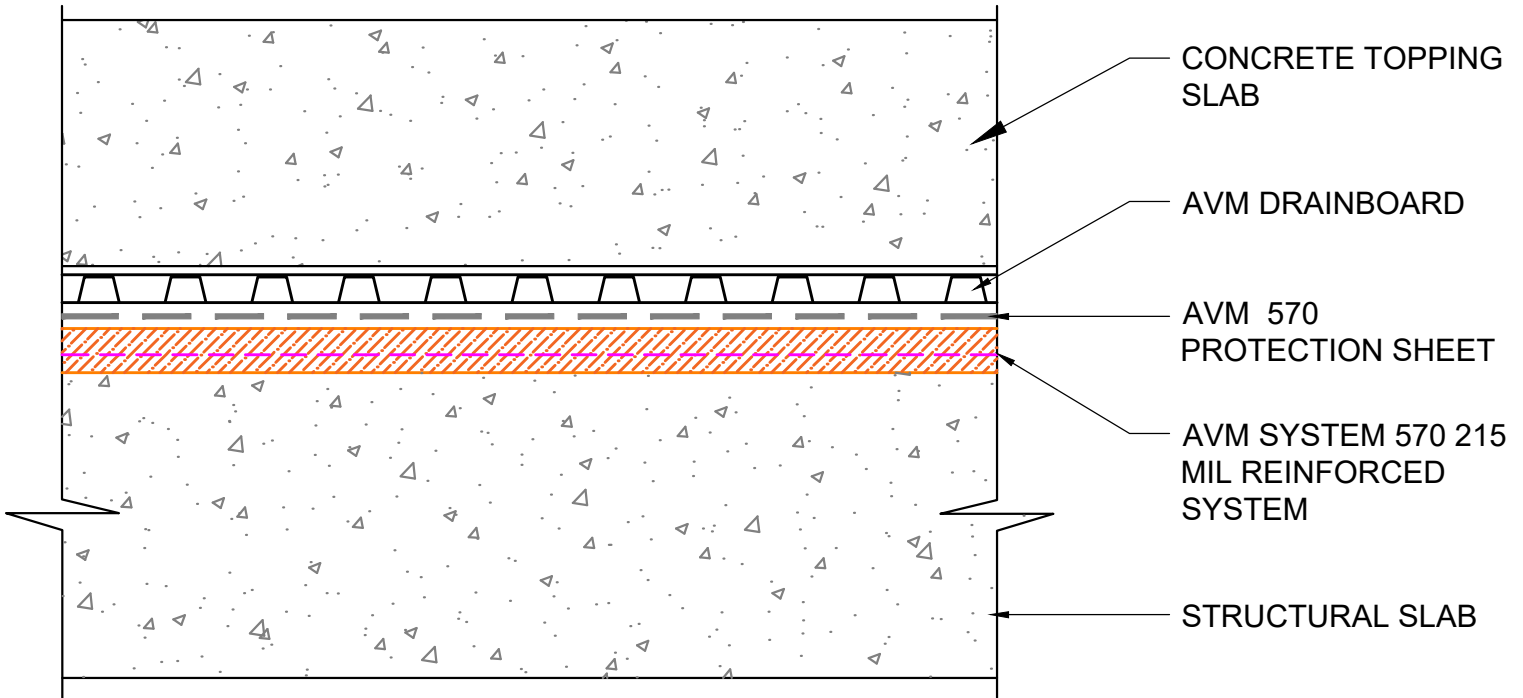
*This information is based on our current knowledge and is intended to describe the product for the purposes of health, safety and environmental requirements only. It should not therefore be construed as guaranteeing any specific property of the product.*

DETAIL #: AVM-0570-0001-C

AVM SYSTEM 570

**TYPICAL PLAZA**

**Concrete Topping Slab  
over Structural Slab  
AVM Aussie Membrane 570  
Hot Rubber**



**USE AVM ADHESIVE 570 ON CONCRETE RECEIVING AVM SYSTEM 570**

**NOTES:**

1. Aussie Membrane 570 is a Hot Rubber(Hot-Applied Asphalt-Based Composition Membrane) for Between-Slabs, Planters, Roof-Gardens and similar type Waterproofing.
2. Typical membrane is 215 mils thick with fabric reinforcement. If specified differently, contact AVM for approval.
3. Contact AVM if no drain board or protection board is specified.
4. Remove/grind/repair as necessary any protrusions, sharp edges, etc that may puncture or damage the membrane.
5. Deck-to-Wall corners must be waterproofed as shown on AVM's Details.
6. Substrates must be sloped to drains and/or edges before membrane installation. (Min 1/4" per foot) Substrates must have sufficient drains and proper drainage systems to effectively evacuate excessive water.
7. If water is to drain over the edge, then edge metals **MUST** have sufficient weep holes (at least every 6") and must be strong enough (thick enough) to act as a concrete form.
8. Many edge details are possible. All must allow for proper water evacuation. (None should trap water) Consult AVM for details.
9. Drainage board for topping Slabs up to 4" thick for pedestrian applications: Use AVM Drain Board 6000.
10. Drainage board for topping slabs over 4" thick or for vehicular applications:Use AVM Drain Board 9000.

AVM Industries, Inc.  
8245 Remmet Ave, Canoga Park, CA 91304

Quality Waterproofing Products

888.414.1041 818.888.0050  
www.avmindustries.com

**FILE NAME: 0570-0001-C-Concrete-Topping-Slab-over-Structural-Slab**  
Protected by Copyright - AVM Industries, Inc.

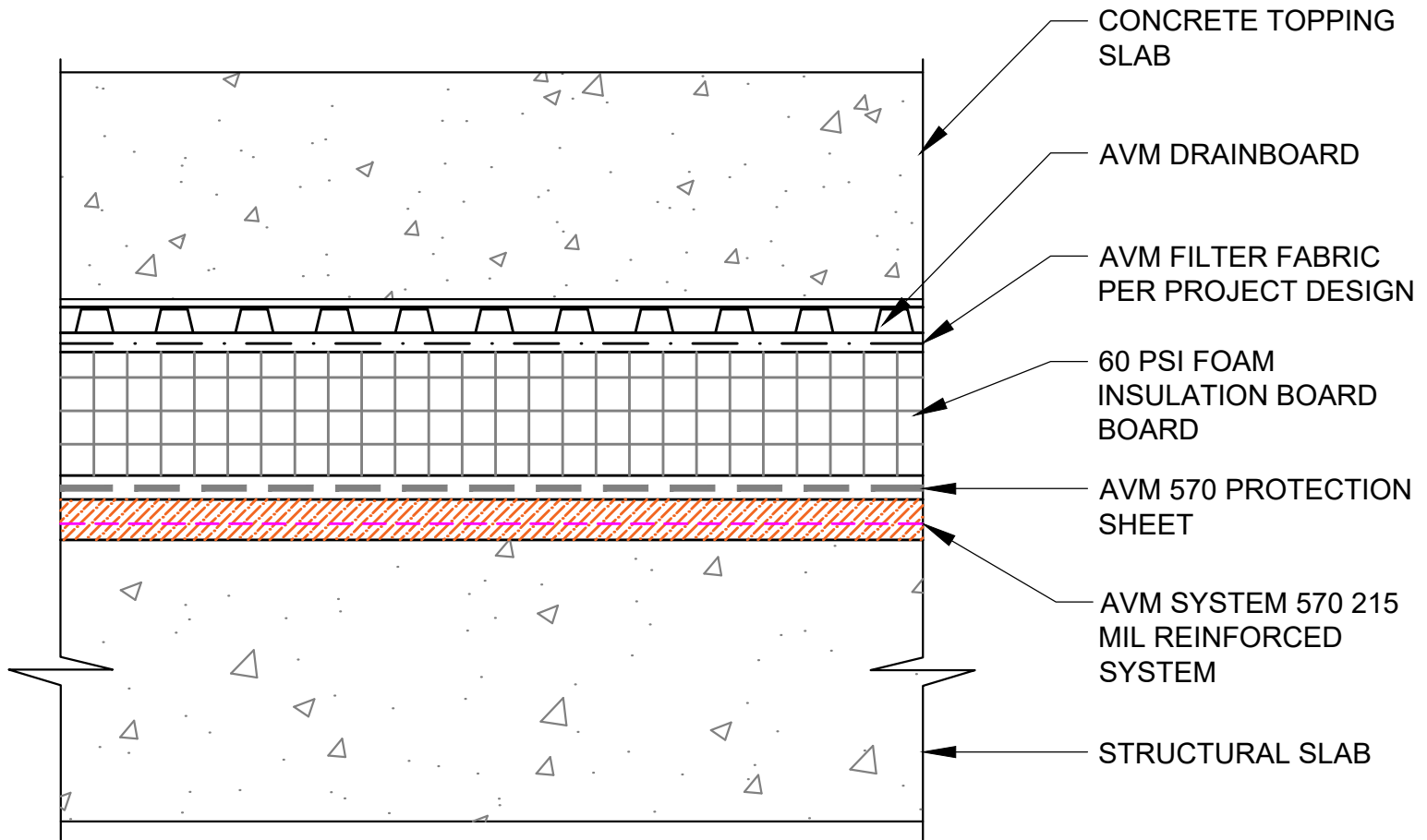
Revision Date 1/23/2019

DETAIL #: AVM-0570-0051-C

AVM SYSTEM 570

## TYPICAL PLAZA

### Insulated Concrete Topping Layer over Structural Slab AVM Aussie Membrane 570 Hot Rubber



## USE AVM ADHESIVE 570 ON CONCRETE RECEIVING AVM SYSTEM 570

### NOTES:

1. Aussie Membrane 570 is a Hot Rubber(Hot-Applied Asphalt-Based Composition Membrane) for Between-Slabs, Planters, Roof-Gardens and similar type Waterproofing.
2. Typical membrane is 215 mils thick with fabric reinforcement. If specified differently, contact AVM for approval.
3. Contact AVM if no drain board or protection board is specified.
4. Remove/grind/repair as necessary any protrusions, sharp edges, etc that may puncture or damage the membrane.
5. Deck-to-Wall corners must be waterproofed as shown on AVM's Details.
6. Substrates must be sloped to drains and/or edges before membrane installation. (Min 1/4" per foot) Substrates must have sufficient drains and proper drainage systems to effectively evacuate excessive water.
7. If water is to drain over the edge, then edge metals MUST have sufficient weep holes (at least every 6") and must be strong enough (thick enough) to act as a concrete form.
8. Many edge details are possible. All must allow for proper water evacuation. (None should trap water) Consult AVM for details.
9. Drainage board for topping Slabs up to 4" thick for pedestrian applications: Use AVM Drain Board 6000.
10. Drainage board for topping slabs over 4" thick or for vehicular applications:Use AVM Drain Board 9000.

AVM Industries, Inc.  
8245 Remmet Ave, Canoga Park, CA 91304

Quality Waterproofing Products

888.414.1041 818.888.0050  
www.avmindustries.com

FILE NAME: 0570-0051-C-Insulated-Concrete-Topping-Layer-over-Structural-Slab

Protected by Copyright - AVM Industries, Inc.

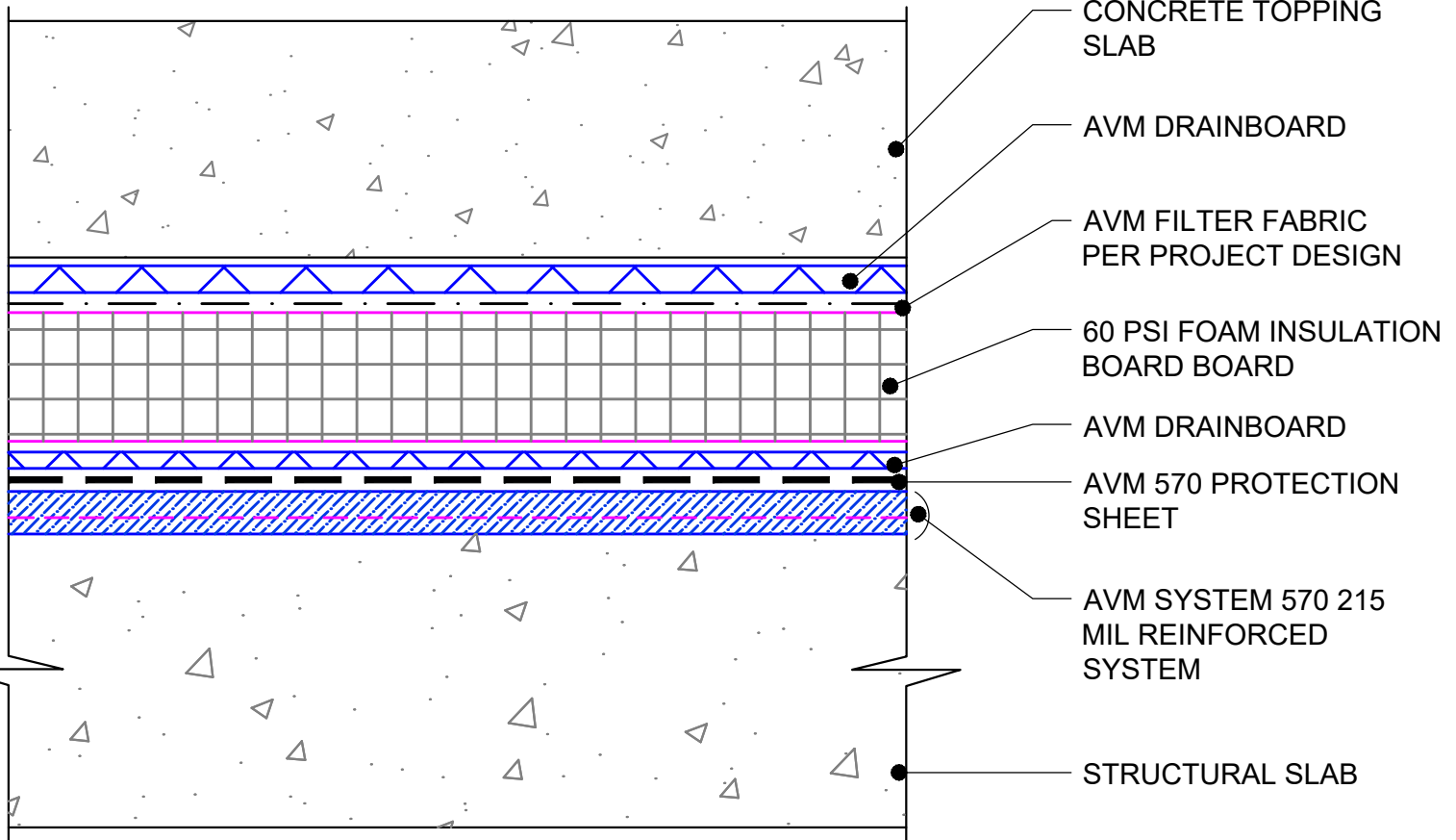
Revision Date 1/23/2019

DETAIL #: AVM-0570-0061-C

AVM SYSTEM 570

TYPICAL PLAZA

Insulated Concrete Topping Layer  
with Double Drain Board  
over Structural Slab  
AVM Aussie Membrane 570  
Hot Rubber



## USE AVM ADHESIVE 570 ON CONCRETE RECEIVING AVM SYSTEM 570

### NOTES:

1. Aussie Membrane 570 is a Hot Rubber(Hot-Applied Asphalt-Based Composition Membrane) for Between-Slabs, Planters, Roof-Gardens and similar type Waterproofing.
2. Typical membrane is 215 mils thick with fabric reinforcement. If specified differently, contact AVM for approval.
3. Contact AVM if no drain board or protection board is specified.
4. Remove/grind/repair as necessary any protrusions, sharp edges, etc that may puncture or damage the membrane.
5. Deck-to-Wall corners must be waterproofed as shown on AVM's Details.
6. Substrates must be sloped to drains and/or edges before membrane installation. (Min 1/4" per foot) Substrates must have sufficient drains and proper drainage systems to effectively evacuate excessive water.
7. If water is to drain over the edge, then edge metals MUST have sufficient weep holes (at least every 6") and must be strong enough (thick enough) to act as a concrete form.
8. Many edge details are possible. All must allow for proper water evacuation. (None should trap water) Consult AVM for details.
9. Drainage board for topping Slabs up to 4" thick for pedestrian applications: Use AVM Drain Board 6000.
10. Drainage board for topping slabs over 4" thick or for vehicular applications:Use AVM Drain Board 9000.

AVM Industries, Inc.  
8245 Remmet Ave, Canoga Park, CA 91304

Quality Waterproofing Products

888.414.1041 818.888.0050  
www.avmindustries.com

FILE NAME: 0570-0061-C-Insulated-Concrete-Topping-Layer-with-Double-Drain-Board-over-Structural-Slab

Protected by Copyright - AVM Industries, Inc.

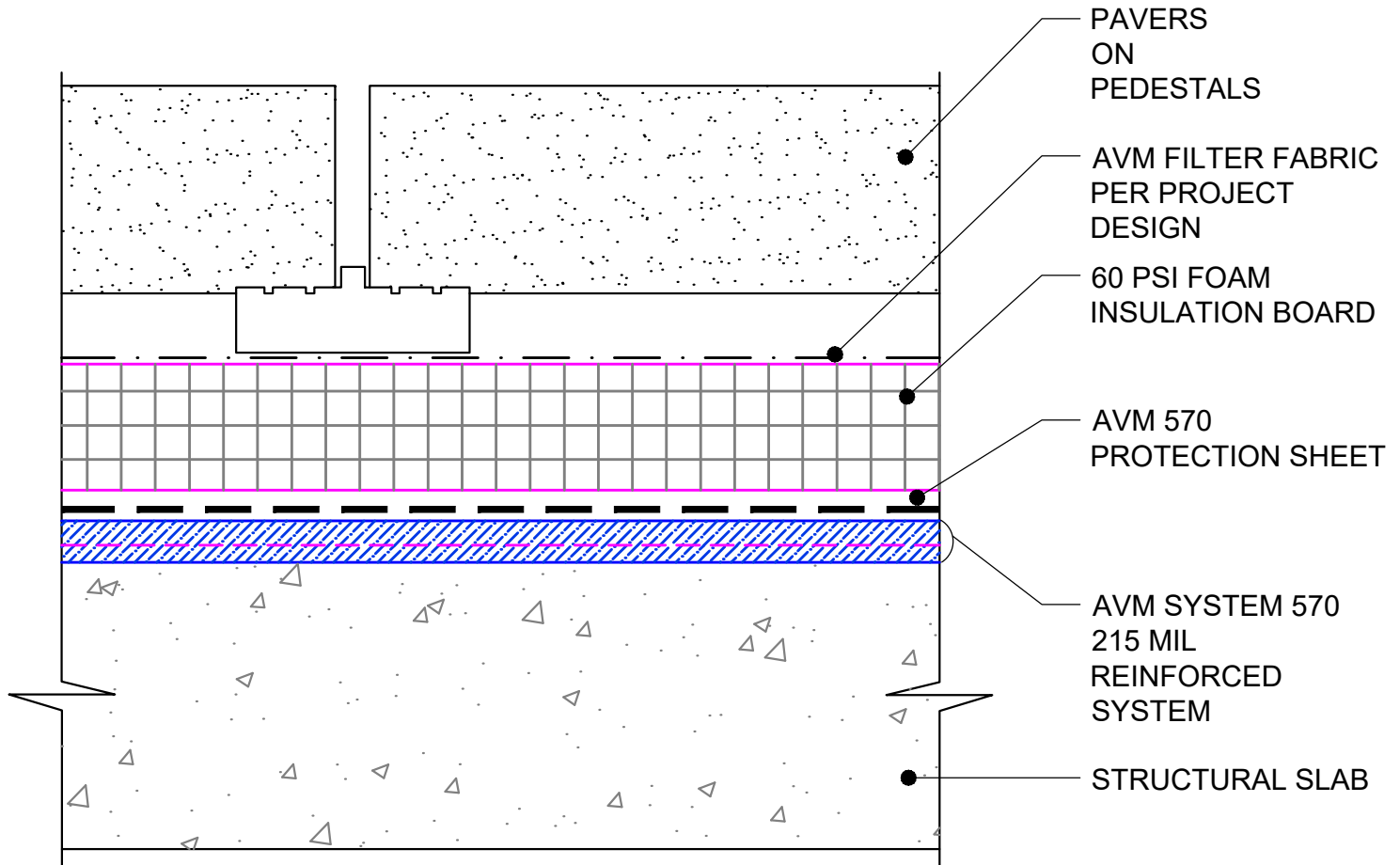
Revision Date 1/23/2019

DETAIL #: AVM-0570-0210-C

AVM SYSTEM 570

PLAZA DECK

Pavers on Pedestals without  
Drainboard over Structural Slab  
AVM Aussie Membrane 570  
Hot Rubber



**USE AVM ADHESIVE 570 ON CONCRETE RECEIVING AVM SYSTEM 570**

**NOTES:**

1. Aussie Membrane 570 is a Hot Rubber(Hot-Applied Asphalt-Based Composition Membrane) for Between-Slabs, Planters, Roof-Gardens and similar type Waterproofing.
2. Typical membrane is 215 mils thick with fabric reinforcement. If specified differently, contact AVM for approval.
3. Contact AVM if no drain board or protection board is specified.
4. Remove/grind/repair as necessary any protrusions, sharp edges, etc that may puncture or damage the membrane.
5. Deck-to-Wall corners must be waterproofed as shown on AVM's Details.
6. Substrates must be sloped to drains and/or edges before membrane installation. (Min 1/4" per foot) Substrates must have sufficient drains and proper drainage systems to effectively evacuate excessive water.
7. If water is to drain over the edge, then edge metals MUST have sufficient weep holes (at least every 6") and must be strong enough (thick enough) to act as a concrete form.
8. Many edge details are possible. All must allow for proper water evacuation. (None should trap water) Consult AVM for details.

AVM Industries, Inc.  
8245 Remmet Ave, Canoga Park, CA 91304

Quality Waterproofing Products

888.414.1041 818.888.0050  
www.avmindustries.com

FILE NAME: **0570-0210-C-Pavers-on-Pedestals-without-Drainboard-over-Structural-Slab**

Protected by Copyright - AVM Industries, Inc.

Revision Date 1/23/2019

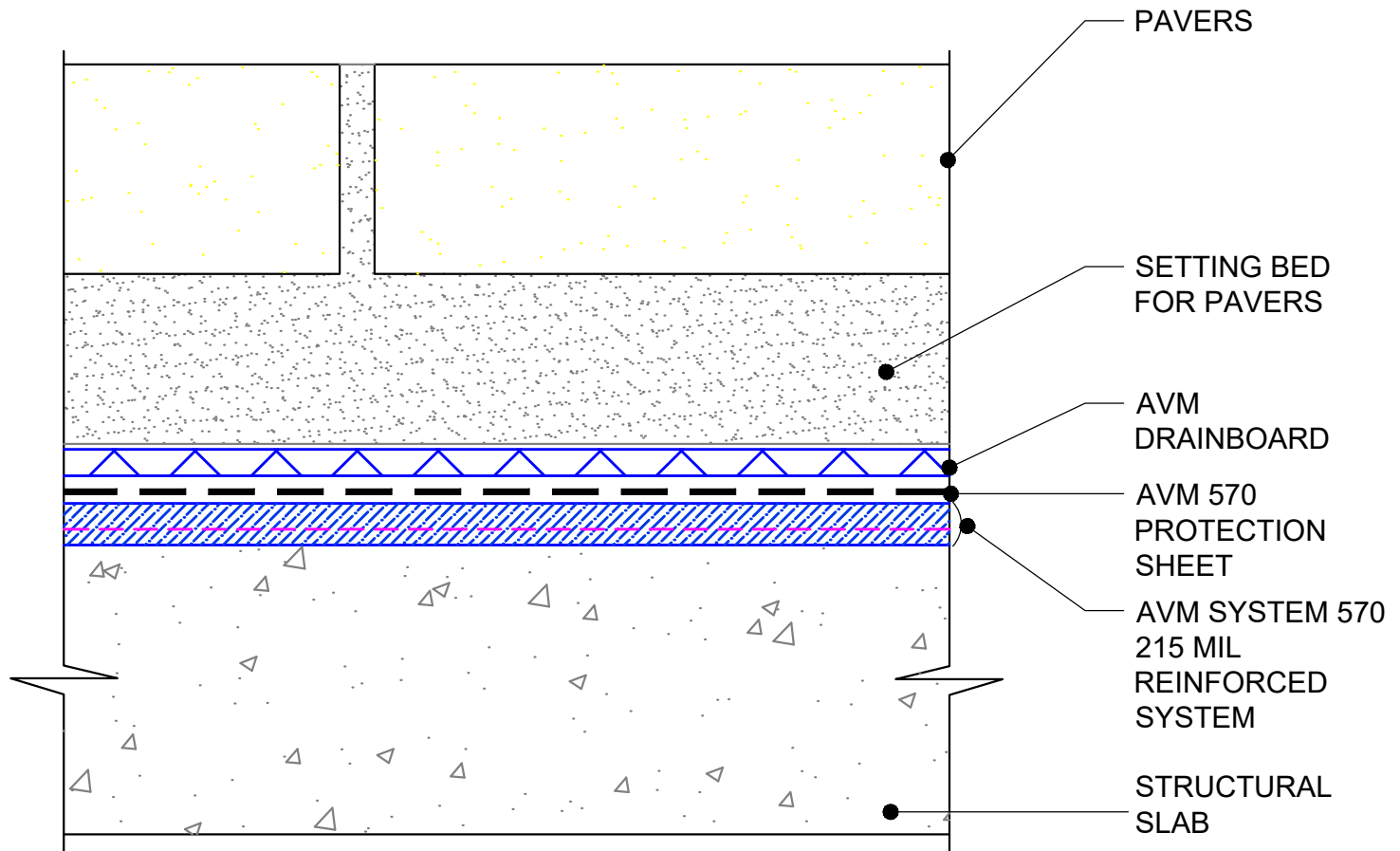


DETAIL #: AVM-0570-0230-C

AVM SYSTEM 570

PLAZA DECK

Pavers in Setting Bed  
over Structural Slab  
AVM Aussie Membrane 570  
Hot Rubber



## USE AVM ADHESIVE 570 ON CONCRETE RECEIVING AVM SYSTEM 570

### NOTES:

1. Aussie Membrane 570 is a Hot Rubber(Hot-Applied Asphalt-Based Composition Membrane) for Between-Slabs, Planters, Roof-Gardens and similar type Waterproofing.
2. Typical membrane is 215 mils thick with fabric reinforcement. If specified differently, contact AVM for approval.
3. Contact AVM if no drain board or protection board is specified.
4. Remove/grind/repair as necessary any protrusions, sharp edges, etc that may puncture or damage the membrane.
5. Deck-to-Wall corners must be waterproofed as shown on AVM's Details.
6. Substrates must be sloped to drains and/or edges before membrane installation. (Min 1/4" per foot) Substrates must have sufficient drains and proper drainage systems to effectively evacuate excessive water.
7. If water is to drain over the edge, then edge metals MUST have sufficient weep holes (at least every 6") and must be strong enough (thick enough) to act as a concrete form.
8. Many edge details are possible. All must allow for proper water evacuation. (None should trap water) Consult AVM for details.
9. Drainage board for topping Slabs up to 4" thick for pedestrian applications: Use AVM Drain Board 6000.
10. Drainage board for topping slabs over 4" thick or for vehicular applications:Use AVM Drain Board 9000.

AVM Industries, Inc.  
8245 Remmet Ave, Canoga Park, CA 91304

Quality Waterproofing Products

888.414.1041 818.888.0050  
www.avmindustries.com

FILE NAME: **0570-0230-C-Pavers-in-Setting-Bed-over-Structural-Slab**  
Protected by Copyright - AVM Industries, Inc.

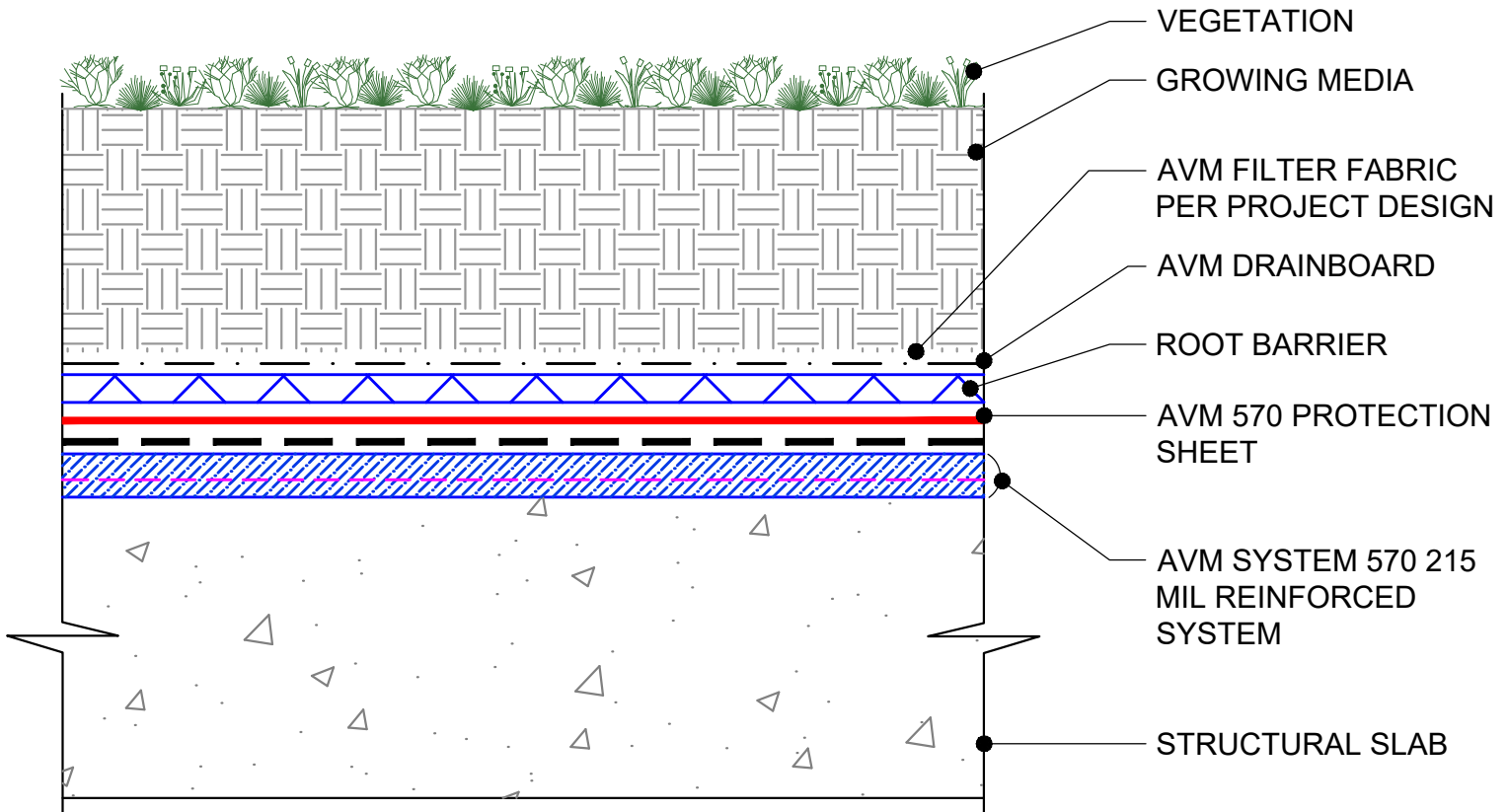
Revision Date 1/23/2019

DETAIL #: AVM-0570-0401-C

AVM SYSTEM 570

TYPICAL PLAZA

Landscaped Assembly  
over Structural Slab  
AVM Aussie Membrane 570  
Hot Rubber



## USE AVM ADHESIVE 570 ON CONCRETE RECEIVING AVM SYSTEM 570

### NOTES:

1. Aussie Membrane 570 is a Hot Rubber(Hot-Applied Asphalt-Based Composition Membrane) for Between-Slabs, Planters, Roof-Gardens and similar type Waterproofing.
2. Typical membrane is 215 mils thick with fabric reinforcement. If specified differently, contact AVM for approval.
3. Contact AVM if no drain board or protection board is specified.
4. Remove/grind/repair as necessary any protrusions, sharp edges, etc that may puncture or damage the membrane.
5. Deck-to-Wall corners must be waterproofed as shown on AVM's Details.
6. Substrates must be sloped to drains and/or edges before membrane installation. (Min 1/4" per foot) Substrates must have sufficient drains and proper drainage systems to effectively evacuate excessive water.

AVM Industries, Inc.  
8245 Remmet Ave, Canoga Park, CA 91304

Quality Waterproofing Products

888.414.1041 818.888.0050  
www.avmindustries.com

FILE NAME: 0570-0401-C-Landscaped-Assembly-over-Structural-Slab

Protected by Copyright - AVM Industries, Inc.

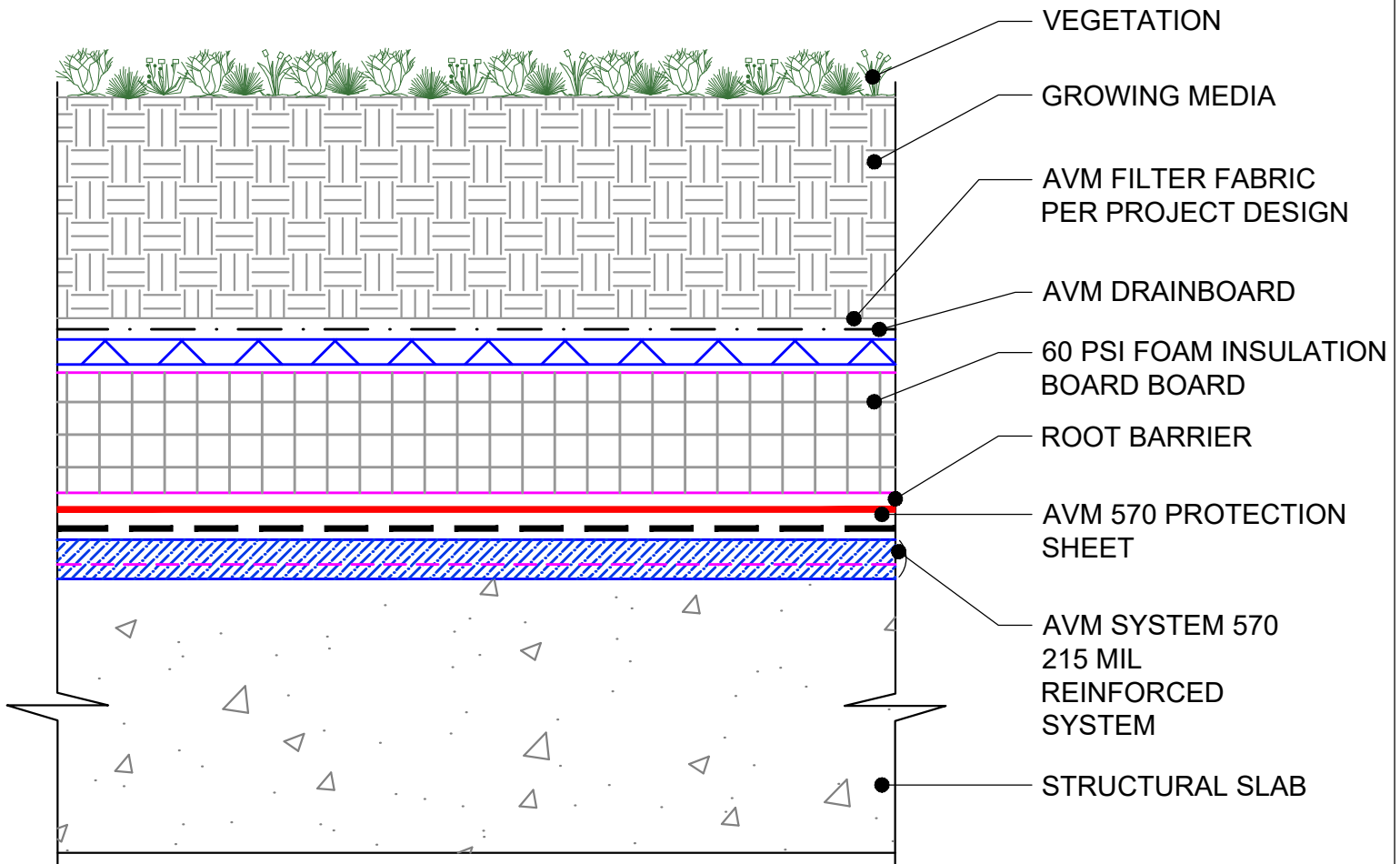
Revision Date 1/23/2019

DETAIL #: AVM-0570-0451-C

AVM SYSTEM 570

**TYPICAL PLAZA**

**Insulated Landscaped Assembly  
over Structural Slab  
AVM Aussie Membrane 570  
Hot Rubber**



**USE AVM ADHESIVE 570 ON CONCRETE RECEIVING AVM SYSTEM 570**

**NOTES:**

1. Aussie Membrane 570 is a Hot Rubber(Hot-Applied Asphalt-Based Composition Membrane) for Between-Slabs, Planters, Roof-Gardens and similar type Waterproofing.
2. Typical membrane is 215 mils thick with fabric reinforcement. If specified differently, contact AVM for approval.
3. Contact AVM if no drain board or protection board is specified.
4. Remove/grind/repair as necessary any protrusions, sharp edges, etc that may puncture or damage the membrane.
5. Deck-to-Wall corners must be waterproofed as shown on AVM's Details.
6. Substrates must be sloped to drains and/or edges before membrane installation. (Min 1/4" per foot) Substrates must have sufficient drains and proper drainage systems to effectively evacuate excessive water.

AVM Industries, Inc.  
8245 Remmet Ave, Canoga Park, CA 91304

Quality Waterproofing Products

888.414.1041 818.888.0050  
www.avmindustries.com

**FILE NAME: 0570-0451-C-Insulated-Landscaped-Assembly-over-Structural-Slab**

Protected by Copyright - AVM Industries, Inc.

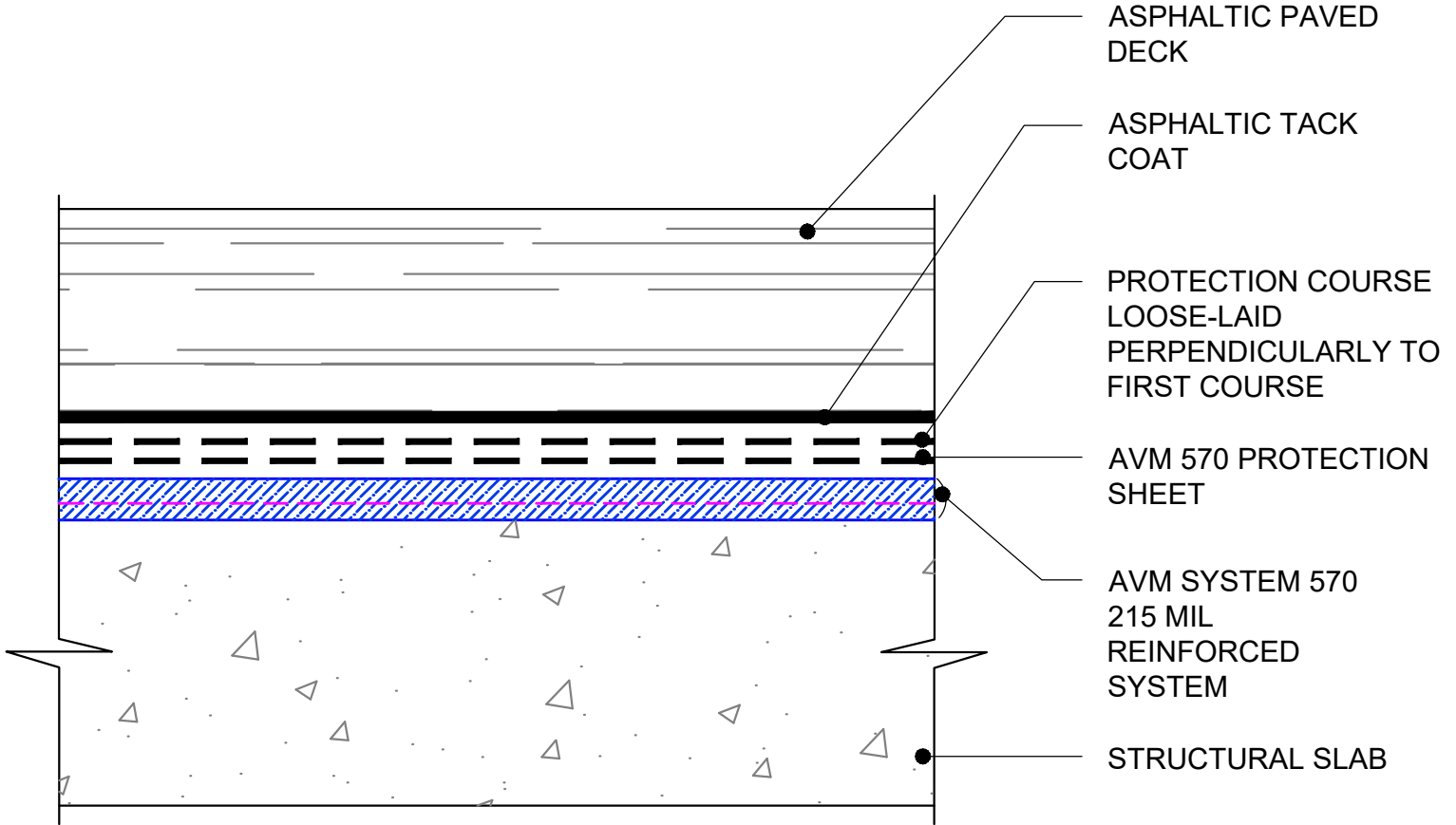
Revision Date 1/23/2019

DETAIL #: AVM-0570-0601-C

AVM SYSTEM 570

TYPICAL PLAZA

Asphalt Paved Deck  
over Structural Slab  
AVM Aussie Membrane 570  
Hot Rubber



**USE AVM ADHESIVE 570 ON CONCRETE RECEIVING AVM SYSTEM 570**

**NOTES:**

1. Aussie Membrane 570 is a Hot Rubber(Hot-Applied Asphalt-Based Composition Membrane) for Between-Slabs, Planters, Roof-Gardens and similar type Waterproofing.
2. Typical membrane is 215 mils thick with fabric reinforcement. If specified differently, contact AVM for approval.
3. Contact AVM if no drain board or protection board is specified.
4. Remove/grind/repair as necessary any protrusions, sharp edges, etc that may puncture or damage the membrane.
5. Deck-to-Wall corners must be waterproofed as shown on AVM's Details.
6. Substrates must be sloped to drains and/or edges before membrane installation. (Min 1/4" per foot) Substrates must have sufficient drains and proper drainage systems to effectively evacuate excessive water.

AVM Industries, Inc.  
8245 Remmet Ave, Canoga Park, CA 91304

Quality Waterproofing Products

888.414.1041 818.888.0050  
www.avmindustries.com

FILE NAME: **0570-0601-C-Asphalt-Paved-Deck-over-Structural-Slab**  
Protected by Copyright - AVM Industries, Inc.

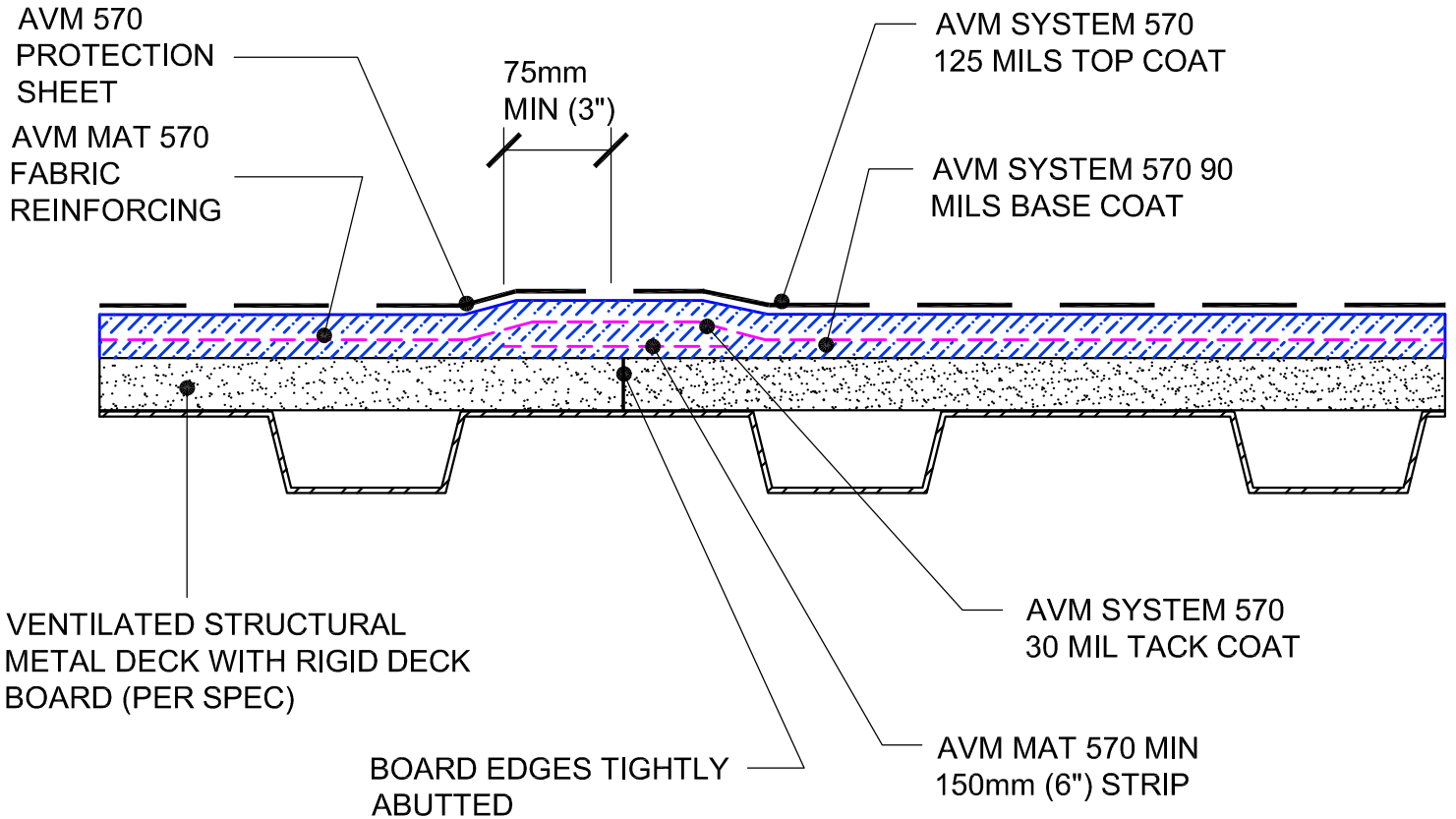
Revision Date 1/23/2019

DETAIL #: AVM-0570-2001-M

AVM SYSTEM 570

METAL DECK

Reinforced Hot Rubber over  
Metal Deck with Deck Board  
Neoprene Flashing at Joint Detail  
AVM Aussie Membrane 570  
Hot Rubber



NOTES:

1. Aussie Membrane 570 is a Hot Rubber(Hot-Applied Asphalt-Based Composition Membrane) for Between-Slabs, Planters, Roof-Gardens and similar type Waterproofing.
2. Typical membrane is 215 mils thick with fabric reinforcement. If specified differently, contact AVM for approval.
3. Contact AVM if no drain board or protection board is specified.
4. Remove/grind/repair as necessary any protrusions, sharp edges, etc that may puncture or damage the membrane.
5. Deck-to-Wall corners must be waterproofed as shown on AVM's Details.
6. Substrates must be sloped to drains and/or edges before membrane installation. (Min 1/4" per foot) Substrates must have sufficient drains and proper drainage systems to effectively evacuate excessive water.
7. Drainage board for topping Slabs up to 4" thick for pedestrian applications: Use AVM Drain Board 6000.
8. Drainage board for topping slabs over 4" thick or for vehicular applications:Use AVM Drain Board 9000.
9. Structural metal decks must be ventilated.

AVM Industries, Inc.  
8245 Remmet Ave, Canoga Park, CA 91304

Quality Waterproofing Products

888.414.1041 818.888.0050  
www.avmindustries.com

FILE NAME: 0570-2001-M-Reinforced-Hot-Rubber-over-Metal-Deck-With-Deck-Board-Neoprene-Flashing-at-Joint-Detail

Protected by Copyright - AVM Industries, Inc.

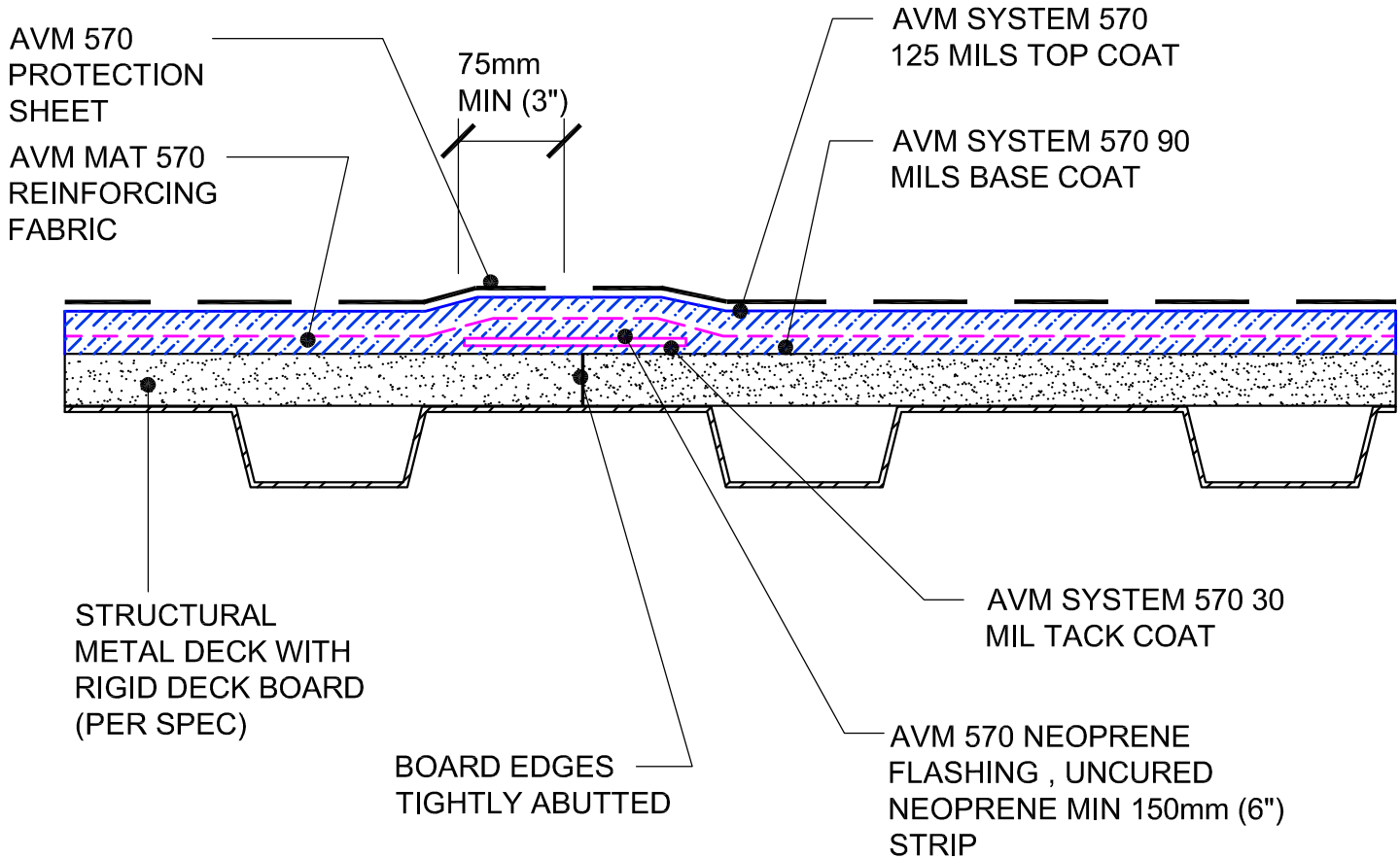
Revision Date 1/23/2019

DETAIL #: AVM-0570-2021-M

AVM SYSTEM 570

METAL DECK

Reinforced Hot Rubber  
at Cold Joints  
AVM Aussie Membrane 570  
Hot Rubber



NOTES:

1. Aussie Membrane 570 is a Hot Rubber(Hot-Applied Asphalt-Based Composition Membrane) for Between-Slabs, Planters, Roof-Gardens and similar type Waterproofing.
2. Typical membrane is 215 mils thick with fabric reinforcement. If specified differently, contact AVM for approval.
3. Contact AVM if no drain board or protection board is specified.
4. Remove/grind/repair as necessary any protrusions, sharp edges, etc that may puncture or damage the membrane.
5. Deck-to-Wall corners must be waterproofed as shown on AVM's Details.
6. Substrates must be sloped to drains and/or edges before membrane installation. (Min 1/4" per foot) Substrates must have sufficient drains and proper drainage systems to effectively evacuate excessive water.
7. Drainage board for topping Slabs up to 4" thick for pedestrian applications: Use AVM Drain Board 6000.
8. Drainage board for topping slabs over 4" thick or for vehicular applications:Use AVM Drain Board 9000.
9. Structural metal decks must be ventilated.

AVM Industries, Inc.  
8245 Remmet Ave, Canoga Park, CA 91304

Quality Waterproofing Products

888.414.1041 818.888.0050  
www.avmindustries.com

FILE NAME: 0570-2021-M-Reinforced-Hot-Rubber-at-Cold-Joints

Protected by Copyright - AVM Industries, Inc.

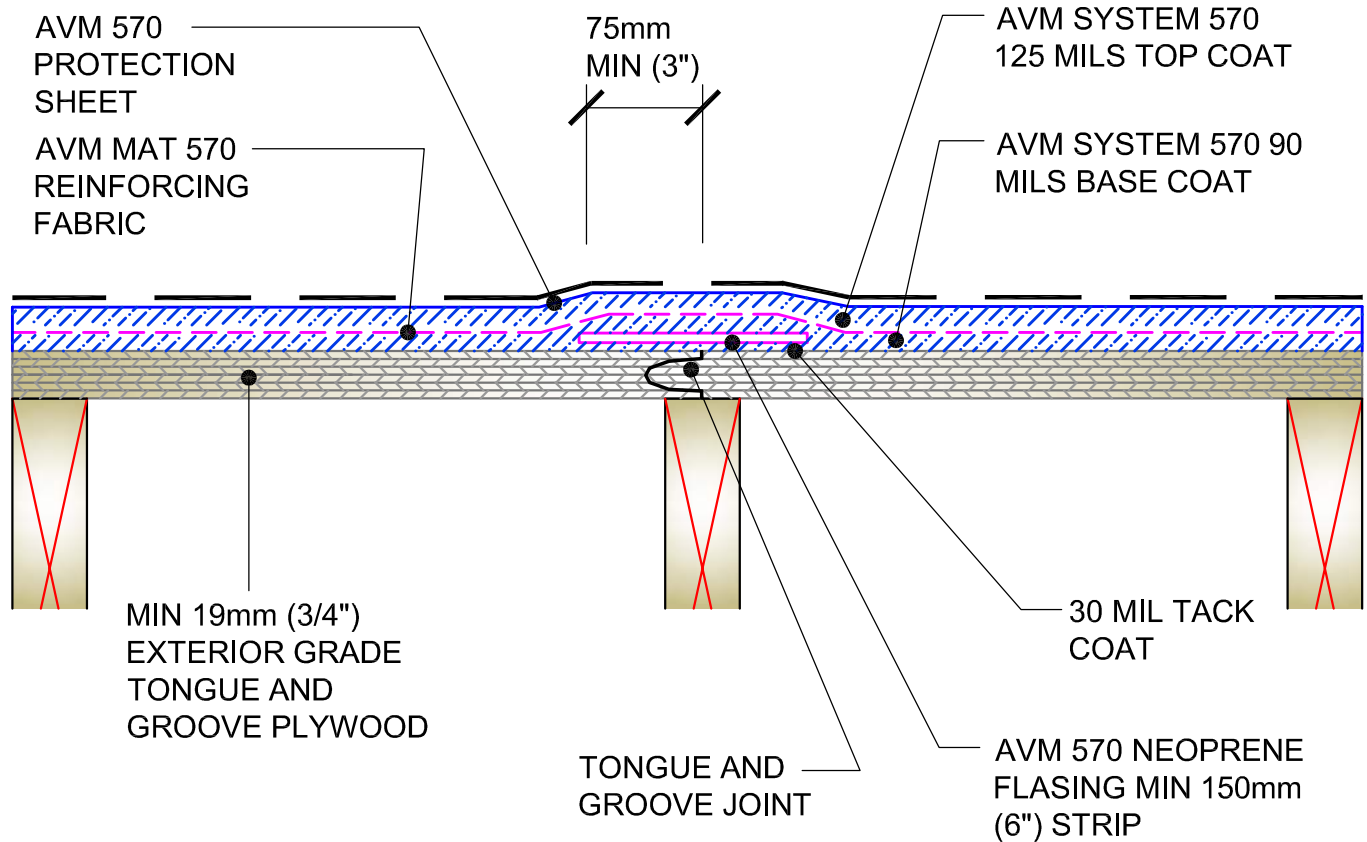
Revision Date 1/23/2019

DETAIL #: AVM-0570-2501-W

AVM SYSTEM 570

PLYWOOD DECK

Reinforced Hot Rubber over  
Tongue and Groove Plywood  
Neoprene Flushing at Joint Details  
AVM Aussie Membrane 570  
Hot Rubber



NOTES:

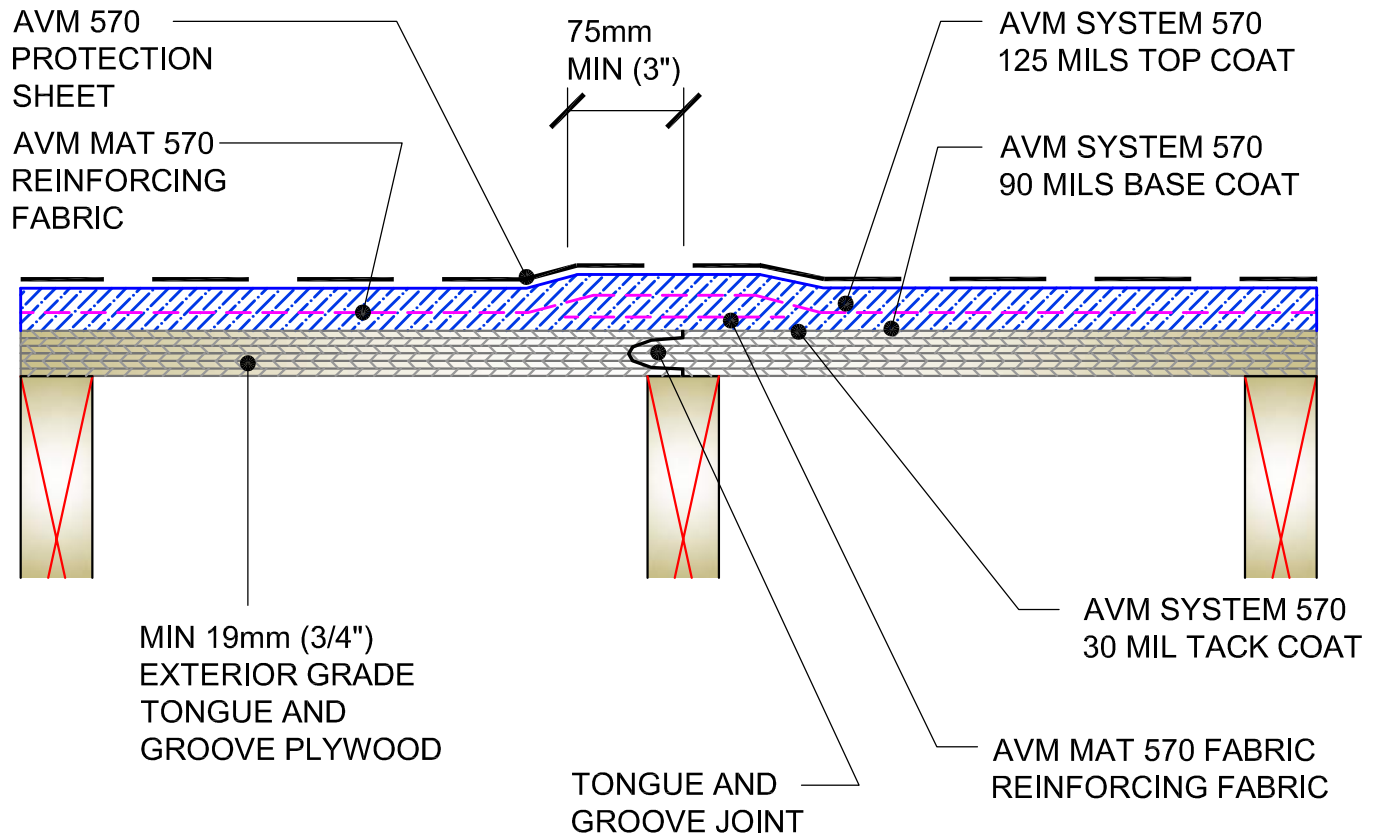
1. Aussie Membrane 570 is a Hot Rubber(Hot-Applied Asphalt-Based Composition Membrane) for Between-Slabs, Planters, Roof-Gardens and similar type Waterproofing.
2. Typical membrane is 215 mils thick with fabric reinforcement. If specified differently, contact AVM for approval.
3. Contact AVM if no drain board or protection board is specified.
4. Remove/grind/repair as necessary any protrusions, sharp edges, etc that may puncture or damage the membrane.
5. Deck-to-Wall corners must be waterproofed as shown on AVM's Details.
6. Substrates must be sloped to drains and/or edges before membrane installation. (Min 1/4" per foot) Substrates must have sufficient drains and proper drainage systems to effectively evacuate excessive water.
7. If water is to drain over the edge, then edge metals MUST have sufficient weep holes (at least every 6") and must be strong enough (thick enough) to act as a concrete form.
8. Many edge details are possible. All must allow for proper water evacuation. (None should trap water) Consult AVM for details.
9. Make sure all nails are flush with the plywood surface or slightly sunken in below it. (Nails protruding above the plywood surface may puncture the membrane)
10. Reinforce the Aussie Membrane 570 at all plywood joints, cracks, metal transitions, penetrations, drains, etc.

DETAIL #: AVM-0570-2521-W

AVM SYSTEM 570

PLYWOOD DECK

Reinforced Hot Rubber over  
Tongue and Groove Plywood  
Fabric Reinforcement at Joint Detail  
AVM Aussie Membrane 570  
Hot Rubber



NOTES:

1. Aussie Membrane 570 is a Hot Rubber(Hot-Applied Asphalt-Based Composition Membrane) for Between-Slabs, Planters, Roof-Gardens and similar type Waterproofing.
2. Typical membrane is 215 mils thick with fabric reinforcement. If specified differently, contact AVM for approval.
3. Contact AVM if no drain board or protection board is specified.
4. Remove/grind/repair as necessary any protrusions, sharp edges, etc that may puncture or damage the membrane.
5. Deck-to-Wall corners must be waterproofed as shown on AVM's Details.
6. Substrates must be sloped to drains and/or edges before membrane installation. (Min 1/4" per foot) Substrates must have sufficient drains and proper drainage systems to effectively evacuate excessive water.
7. If water is to drain over the edge, then edge metals MUST have sufficient weep holes (at least every 6") and must be strong enough (thick enough) to act as a concrete form.
8. Many edge details are possible. All must allow for proper water evacuation. (None should trap water) Consult AVM for details.
9. Make sure all nails are flush with the plywood surface or slightly sunken in below it. (Nails protruding above the plywood surface may puncture the membrane)
10. Reinforce the Aussie Membrane 570 at all plywood joints, cracks, metal transitions, penetrations, drains, etc.

AVM Industries, Inc.  
8245 Remmet Ave, Canoga Park, CA 91304

Quality Waterproofing Products

888.414.1041 818.888.0050  
www.avmindustries.com

FILE NAME: 0570-2521-W/Reinforced-Hot-Rubber-over-Tongue-and-Groove-Plywood-Fabric-Reinforcement-at-Joint-Detail

Protected by Copyright - AVM Industries, Inc.

Revision Date 1/23/2019



DETAIL #: AVM-0570-4001

AVM SYSTEM 570

PLAZA DECK

Deck to Wall Inside Corner Detail  
AVM Aussie Membrane 570  
Hot Rubber



AVM SYSTEM  
570 30 MIL  
TACK COAT

WALL

AVM 570  
NEOPRENE  
FLASHING

SETTING BED  
FOR PAVERS

AVM SYSTEM  
570 30 MIL  
TACK COAT

WALL

PLAZA DECK

AVM 570  
NEOPRENE  
FLASHING

PLAZA DECK

**STEP 1**

APPLY TACK COAT  
AND INSTALL FIRST  
LAYER OF FLASHING  
AS SHOWN

**STEP 2**

APPLY ANOTHER TACK  
COAT AND INSTALL  
SECOND LAYER OF  
FLASHING AS SHOWN

WALL

PLAZA DECK

**STEP 3**

COMPLETELY COAT NEOPRENE FLASHING WITH AVM SYSTEM 570  
IMMEDIATELY AFTER INSTALLATION

AVM Industries, Inc.  
8245 Remmet Ave, Canoga Park, CA 91304

Quality Waterproofing Products

888.414.1041 818.888.0050  
www.avmindustries.com

FILE NAME: 0570-4001-Deck-to-Wall-Inside-Corner-Detail  
Protected by Copyright - AVM Industries, Inc.

Revision Date 1/23/2019

DETAIL #: AVM-0570-4011

AVM SYSTEM 570

PLAZA DECK

Deck to Wall Outside Corner Detail  
AVM Aussie Membrane 570  
Hot Rubber



AVM SYSTEM 570 30 ML  
TACK COAT

WALL

PLAZA DECK

AVM 570  
NEOPRENE  
FLASHING

WALL

AVM 570 NEOPRENE  
FLASHING

STEP 1

APPLY ADHESIVE AND  
INSTALL FIRST LAYER OF  
FLASHING AS SHOWN

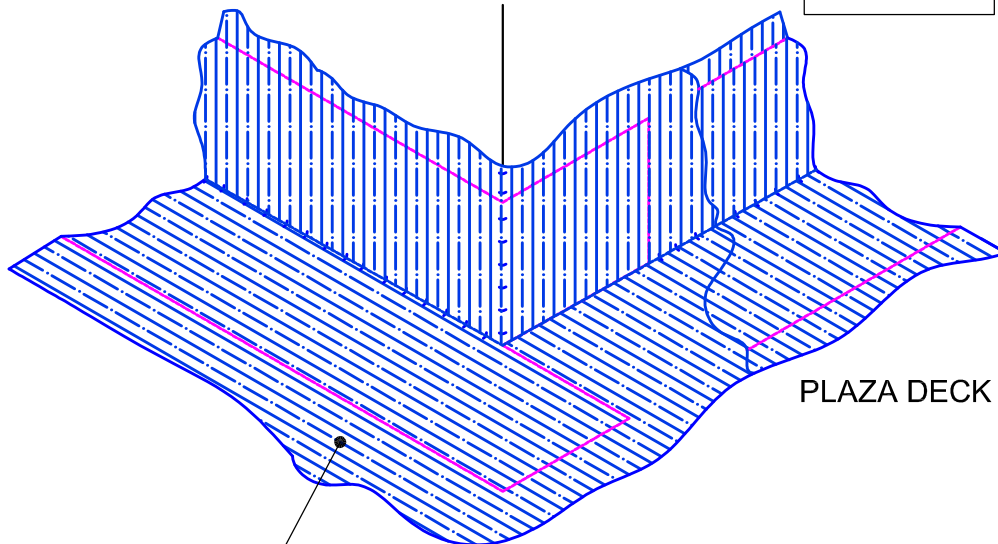
AVM SYSTEM  
570 30 ML TACK  
COAT

PLAZA DECK

WALL

STEP 2

APPLY ANOTHER TACK  
COAT AND INSTALL  
SECOND LAYER OF  
FLASHING AS SHOWN



STEP 3

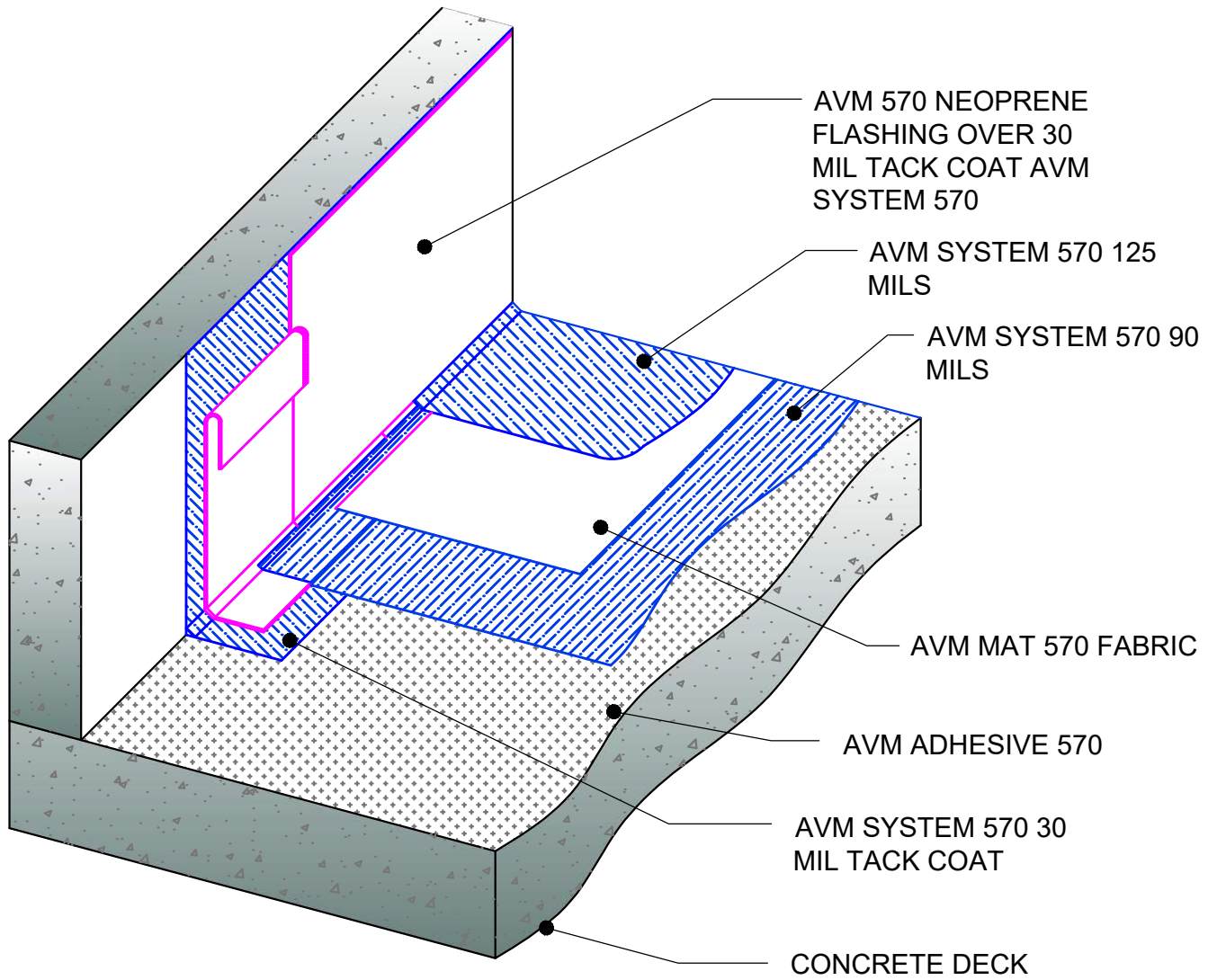
COMPLETELY COAT NEOPRENE FLASHING WITH AVM SYSTEM  
570 90 MIL BASE COAT IMMEDIATELY AFTER INSTALLATION

DETAIL #: AVM-0570-4051

AVM SYSTEM 570

**CONCRETE DECK**

Fabric Reinforced System and  
Neoprene flashing Details  
AVM Aussie Membrane 570  
Hot Rubber

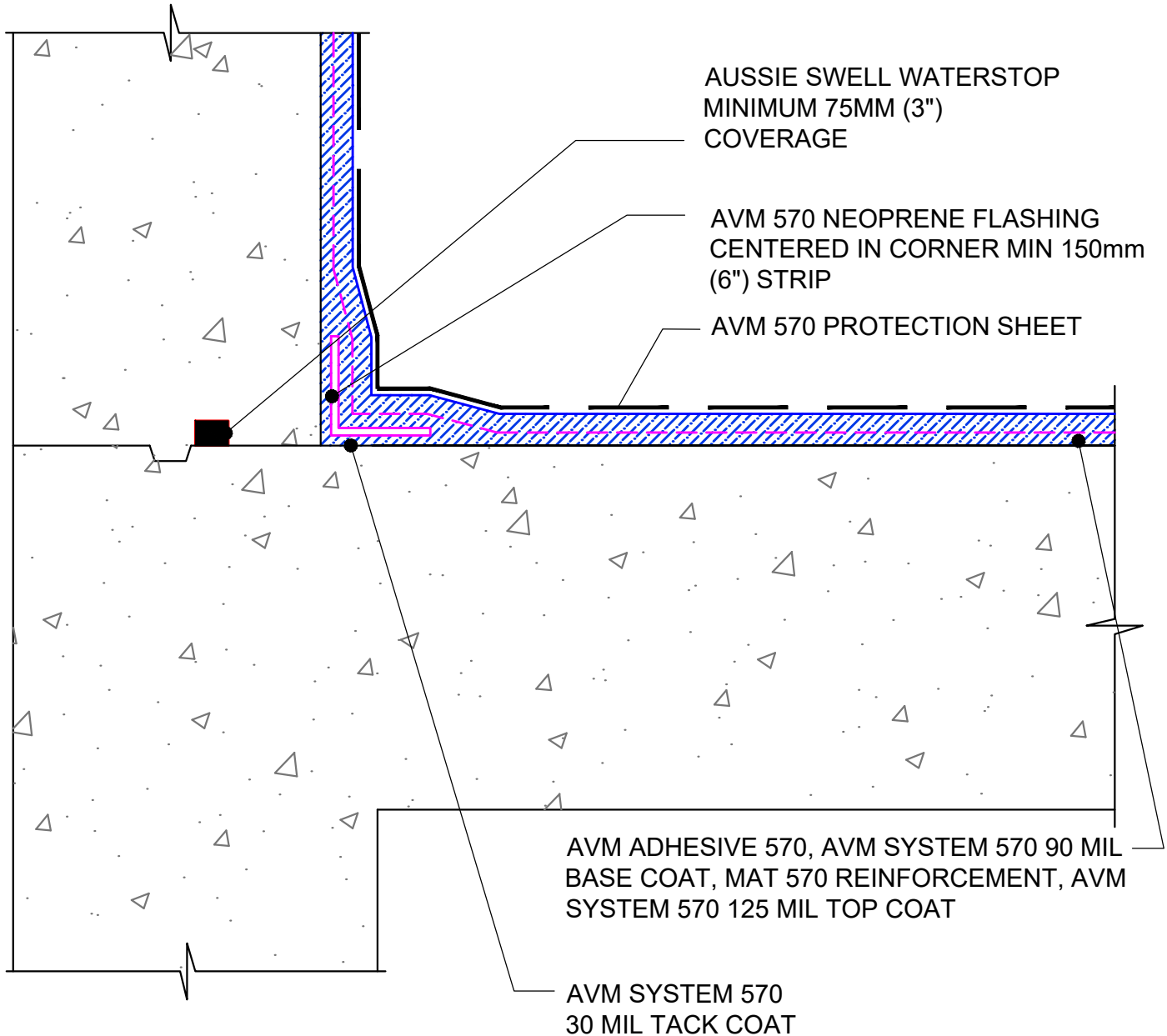


DETAIL #: AVM-0570-4201

AVM SYSTEM 570

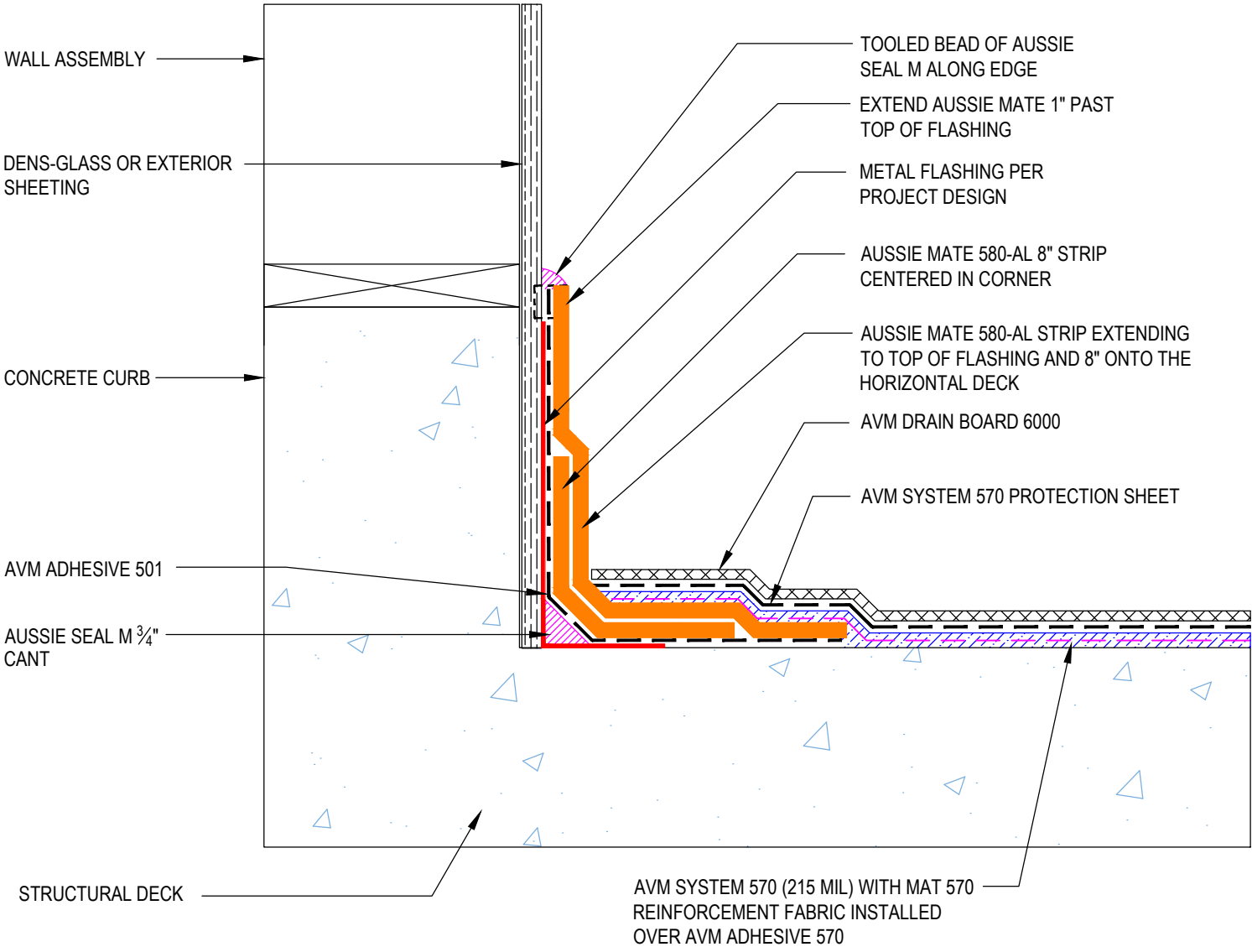
**CONCRETE DECK**

Reinforced Hot Rubber  
at Cold Joints  
AVM Membrane 570  
Hot Rubber



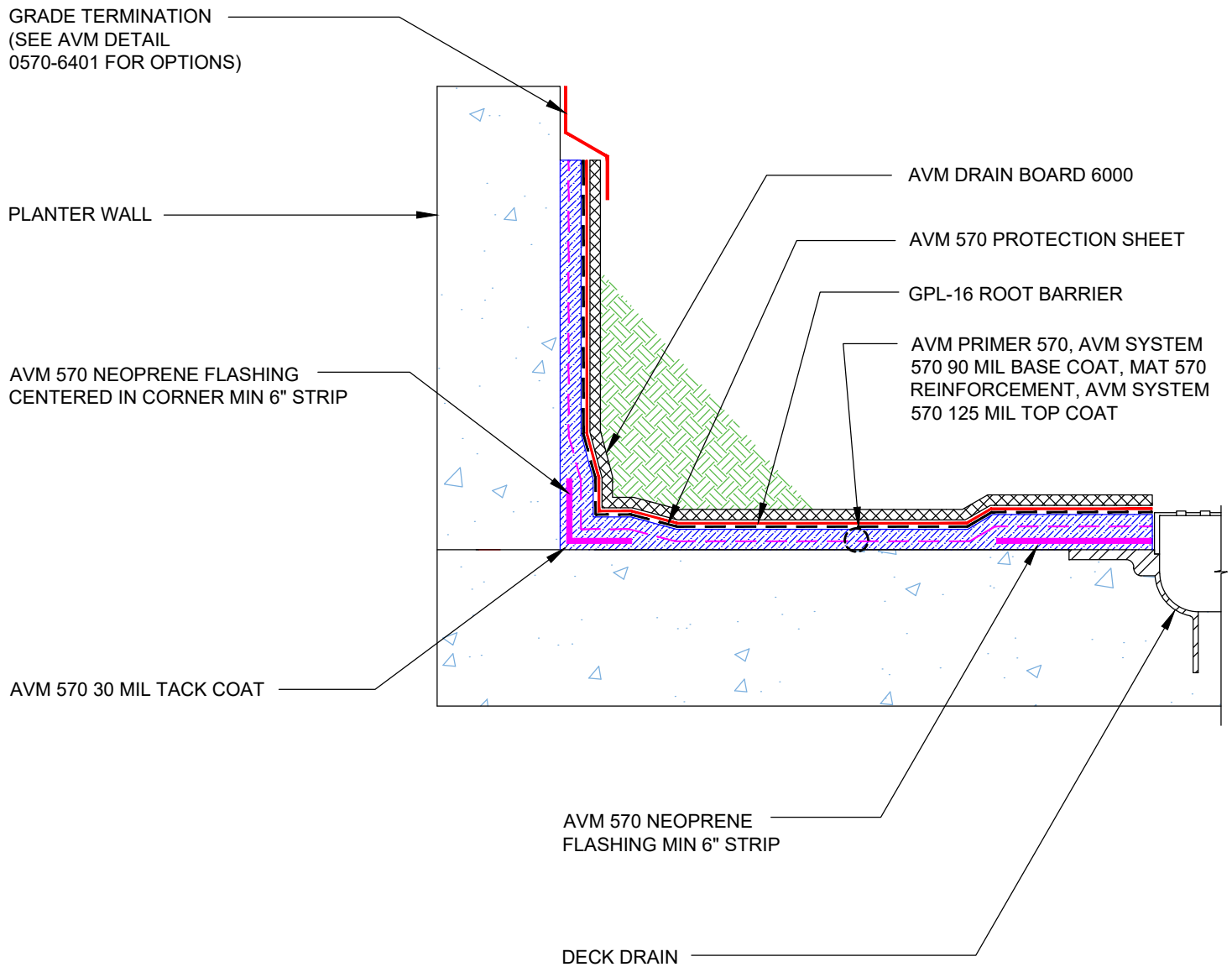
DETAIL #:  
**0570-4210**  
 AVM System 570

# Plaza Deck Corner Transition Option 1 AVM System 570



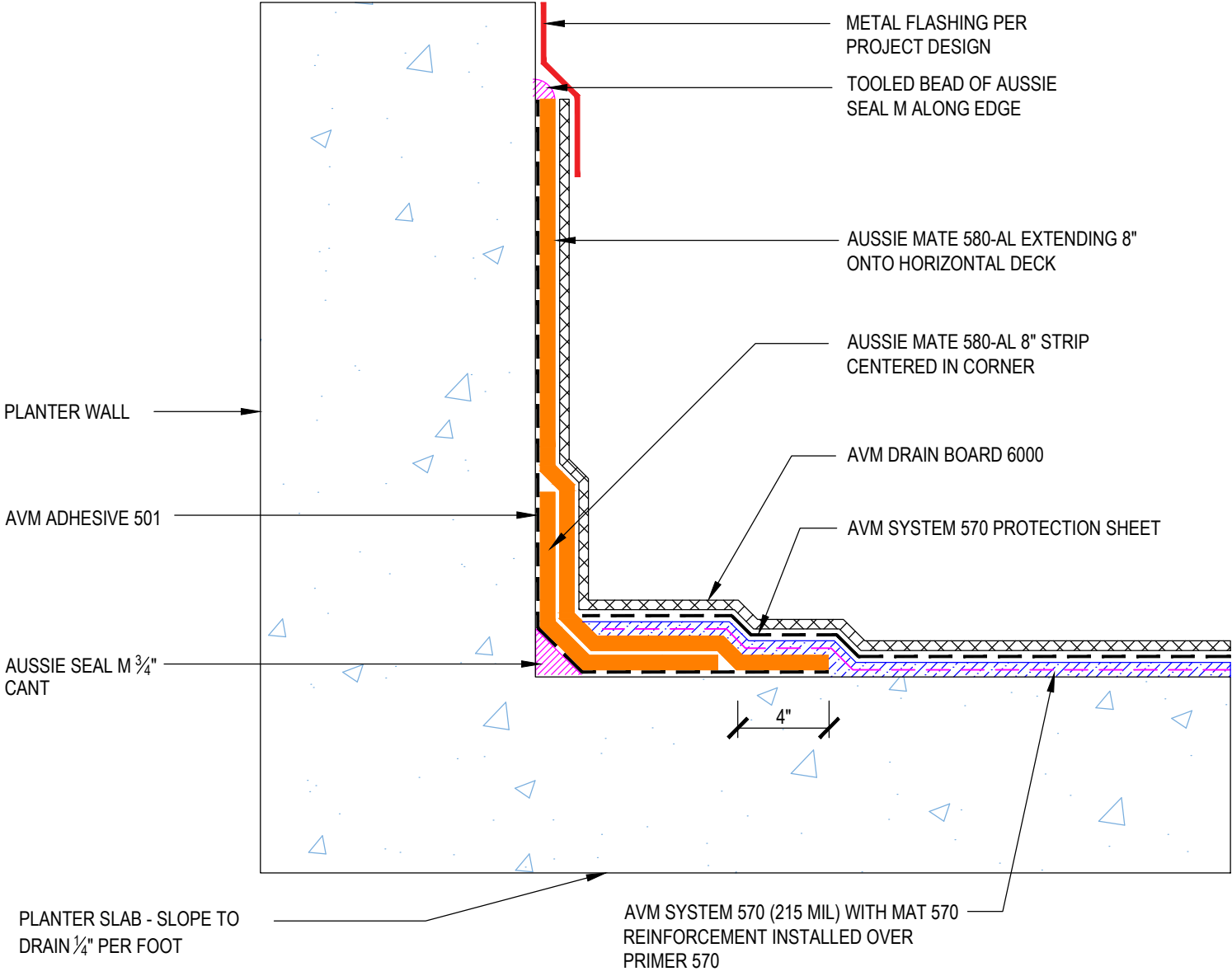
DETAIL #: AVM-0570-4211  
 AVM SYSTEM 570  
**CONCRETE DECK**

**Planter Overview**  
**AVM Membrane 570**  
**Hot Rubber**



DETAIL #:  
0570-4212  
AVM System 570

# Plaza Deck Corner Transition Option 2 AVM System 570

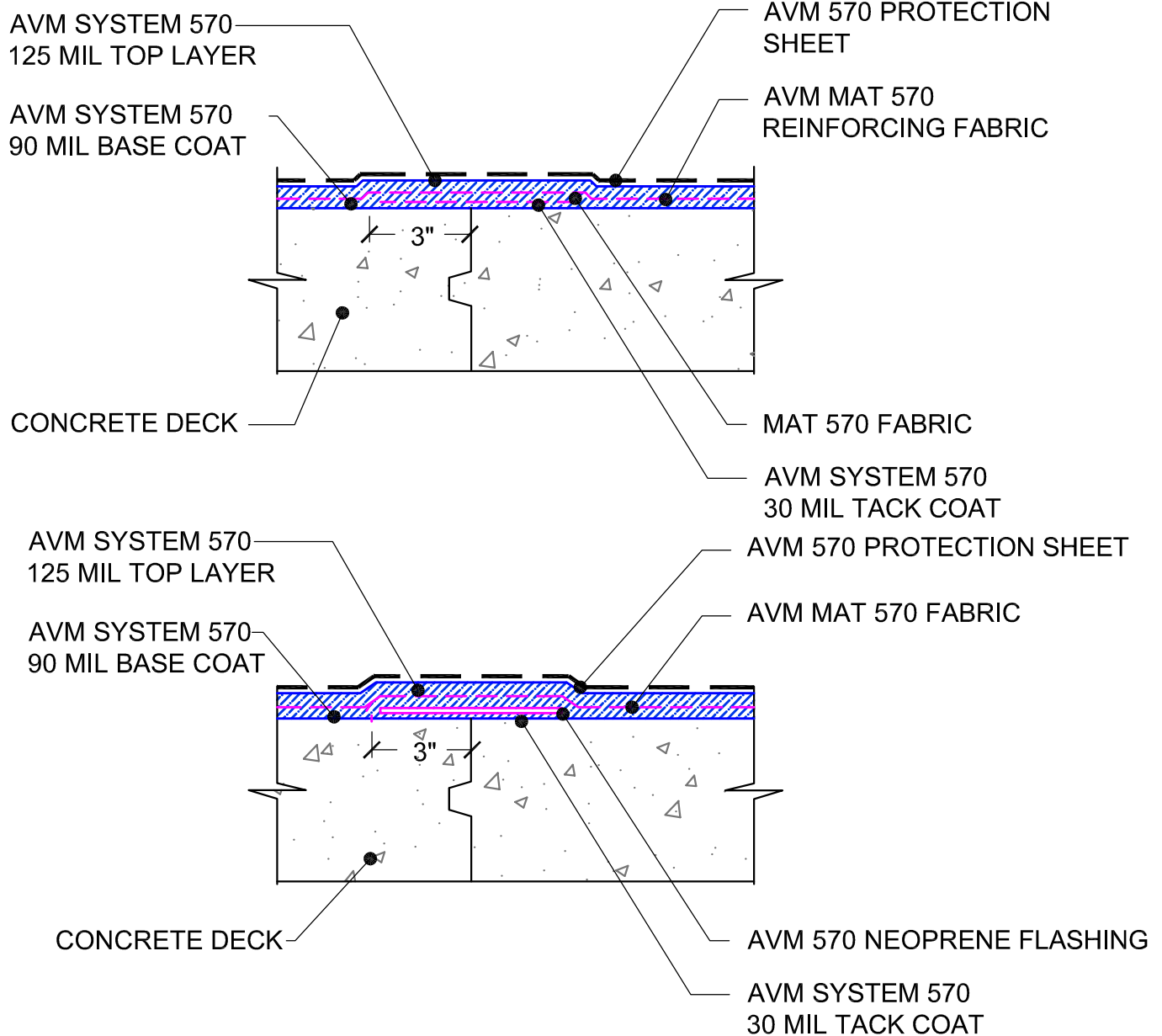


DETAIL #: AVM-0570-4220

AVM SYSTEM 570

**CONCRETE DECK**

**Treatment of Construction Joints**  
**AVM Aussie Membrane 570**  
**Hot Rubber**



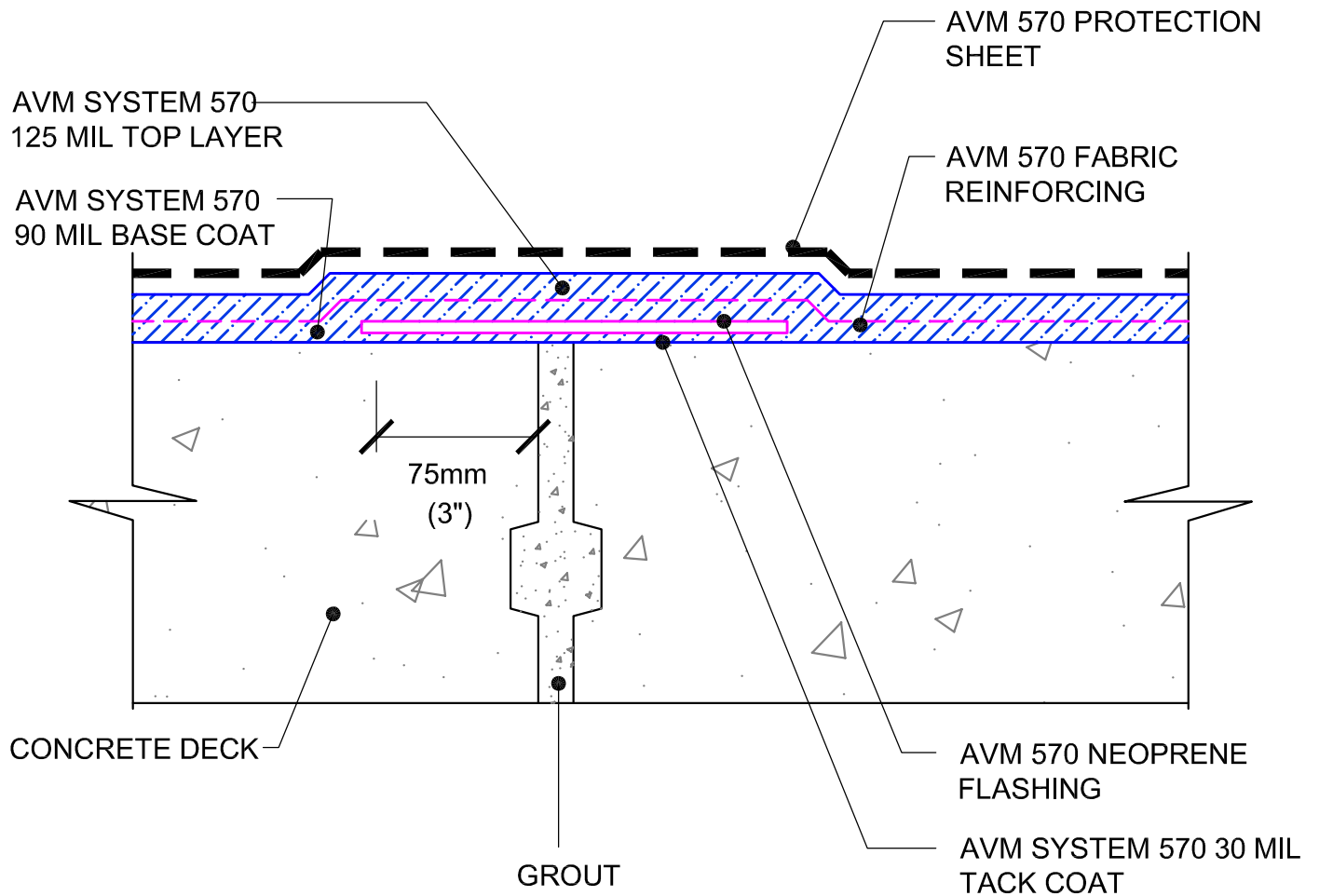


DETAIL #: AVM-0570-4230

AVM SYSTEM 570

CONCRETE DECK

Precast Joint Treatment  
AVM Aussie Membrane 570  
Hot Rubber

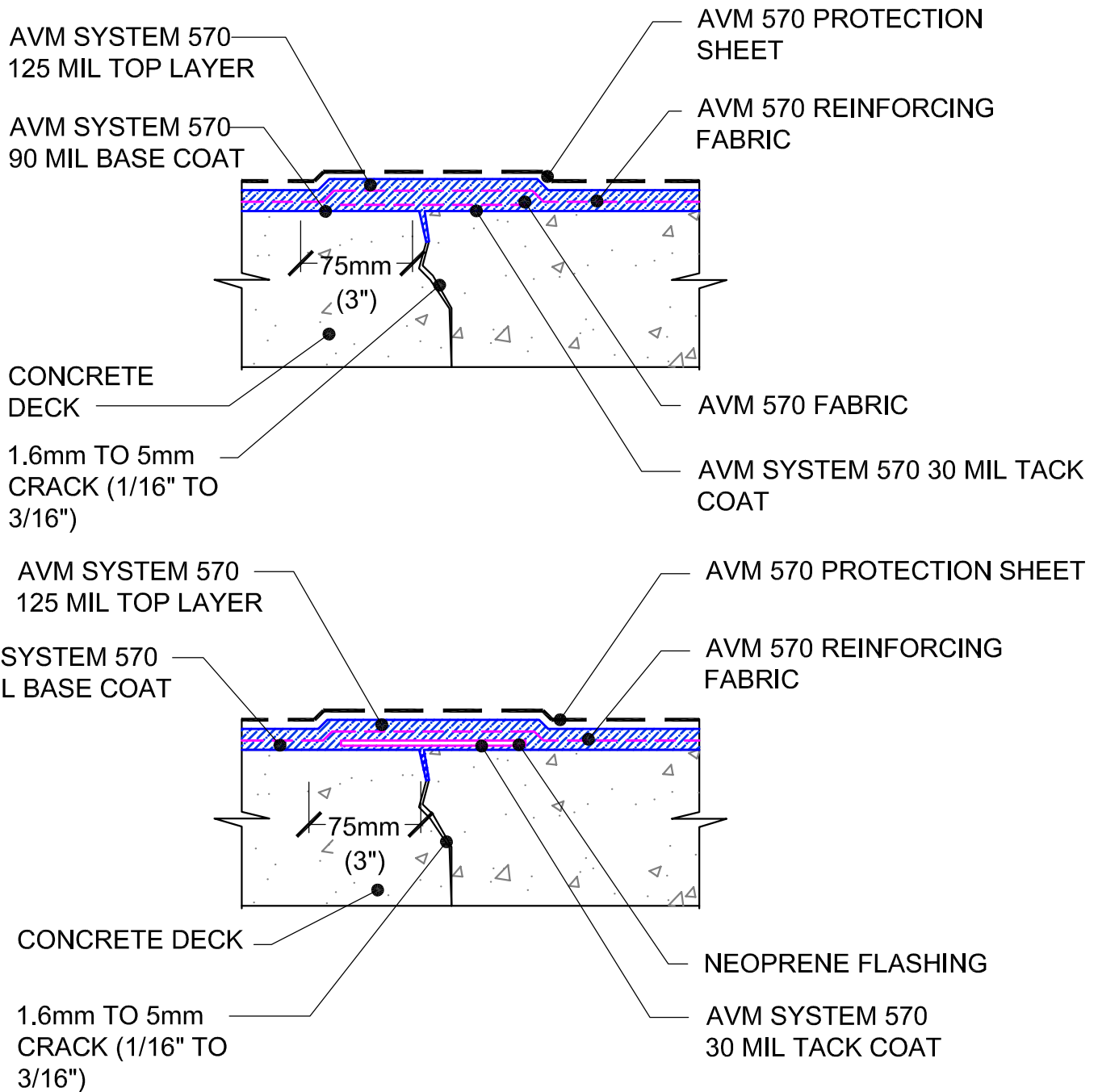


DETAIL #: AVM-0570-4401

AVM SYSTEM 570

**CONCRETE DECK**

**Treatment of Cracks - 1/16" to 3/16"**  
**AVM Aussie Membrane 570**  
**Hot Rubber**

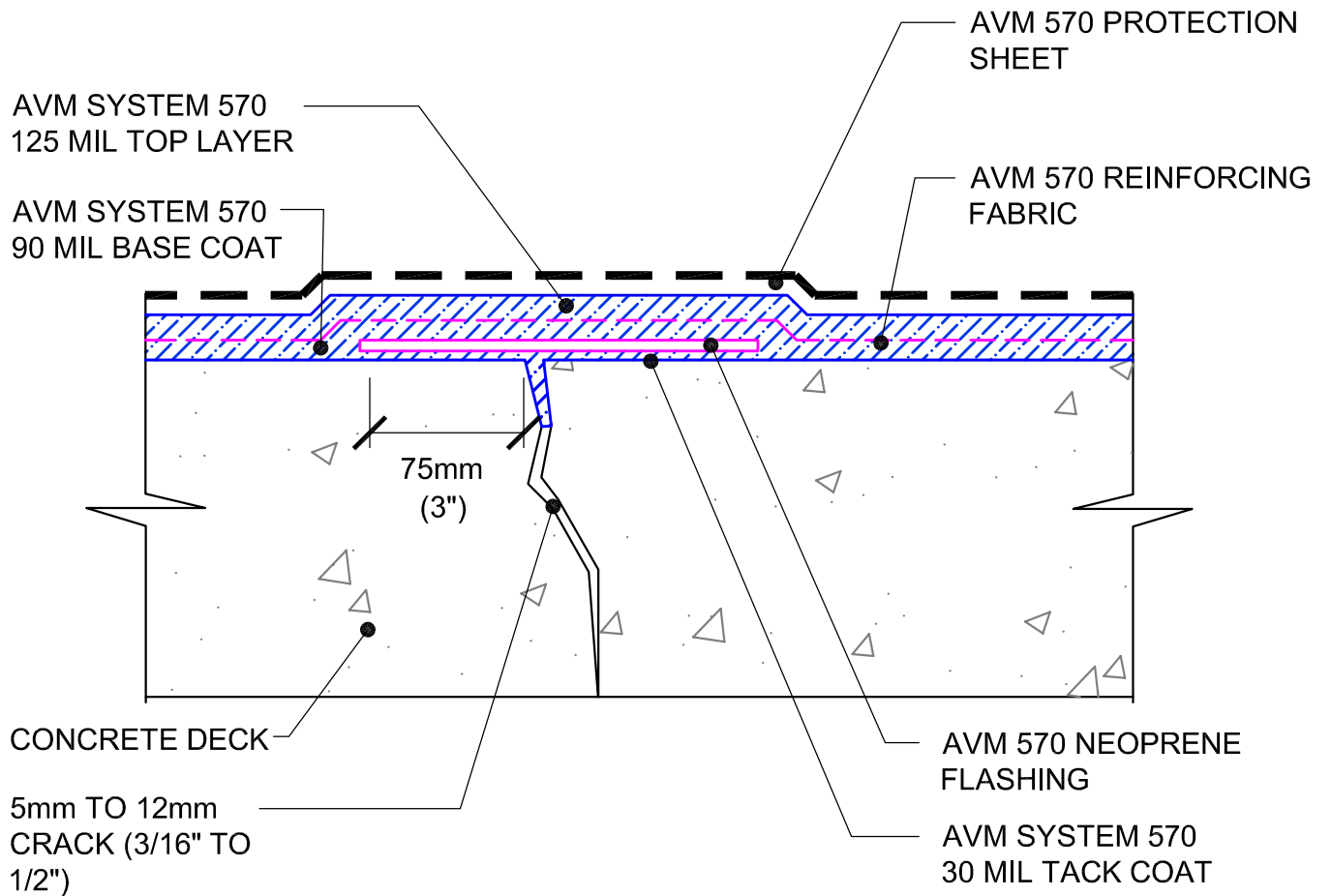


DETAIL #: AVM-0570-4420

AVM SYSTEM 570

CONCRETE DECK

Treatment of Cracks - 3/16" - 1/2"  
AVM Aussie Membrane 570  
Hot Rubber

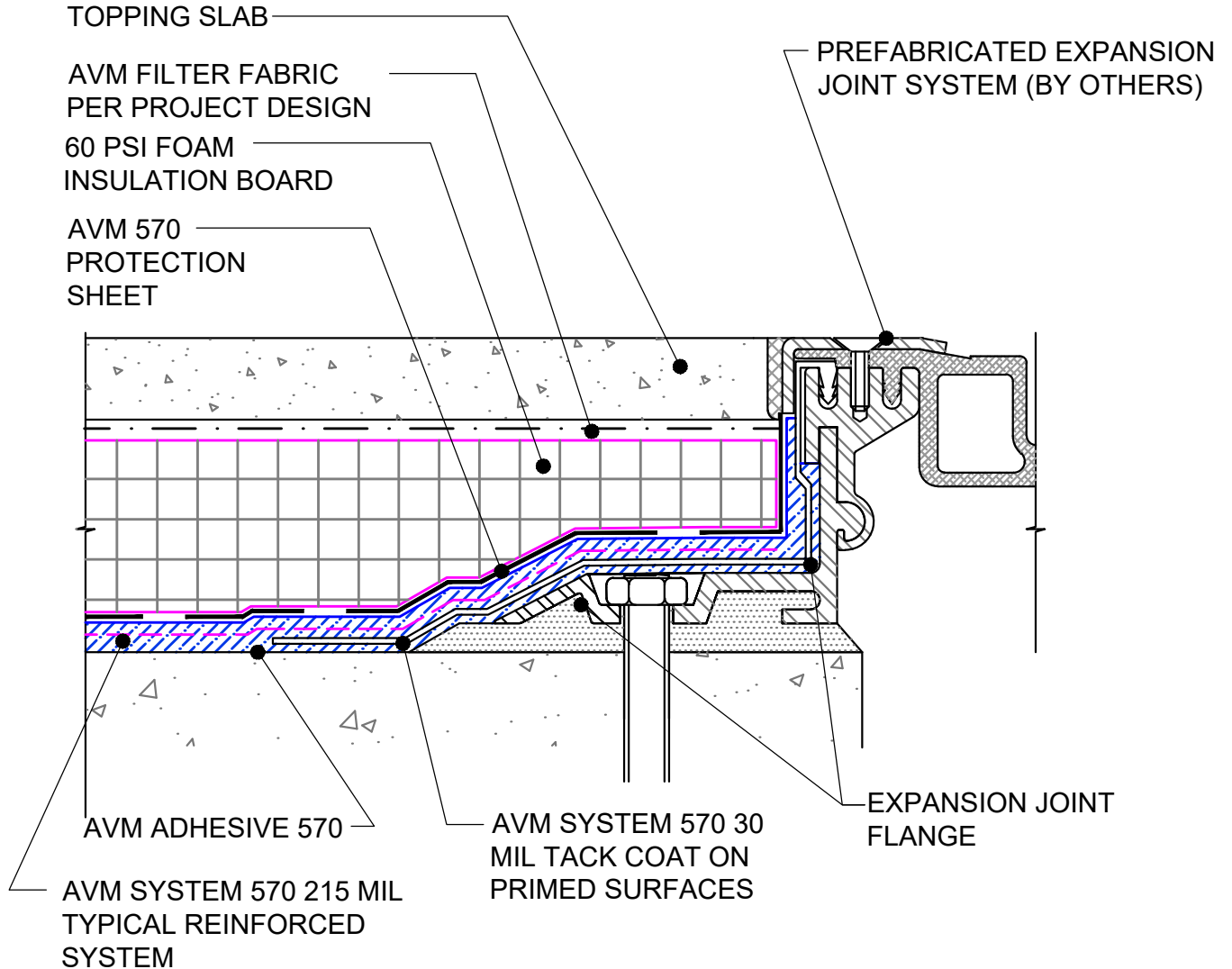


DETAIL #: AVM-0570-4601

AVM SYSTEM 570

CONCRETE DECK

Mid-Deck to Expansion Joint  
Topping Slab  
AVM Aussie Membrane 570  
Hot Rubber



NOTE: AVM PRODUCTS ARE NOT DESIGNED TO WATERPROOF EXPANSION JOINTS. EXPANSION JOINTS REQUIRE A PROPER EXPANSION JOINT MATERIAL MANUFACTURED BY OTHERS. AVM PRODUCTS CAN BE INSTALLED OVER EXPANSION JOINT MATERIALS AS ILLUSTRATED ABOVE. CHECK WITH THE EXPANSION JOINT PRODUCT MANUFACTURER FOR MATERIAL COMPATIBILITY.

**NOTE: CONSULT WITH THE EXPANSION JOINT MANUFACTURER FOR SPECIFIC INFORMATION ON THEIR PRODUCT AND INSTALLATION PROCEDURES**

DETAIL #: AVM-0570-4651

AVM SYSTEM 570

CONCRETE DECK

Mid-Deck to Expansion Joint- Pavers  
AVM Aussie Membrane 570  
Hot Rubber

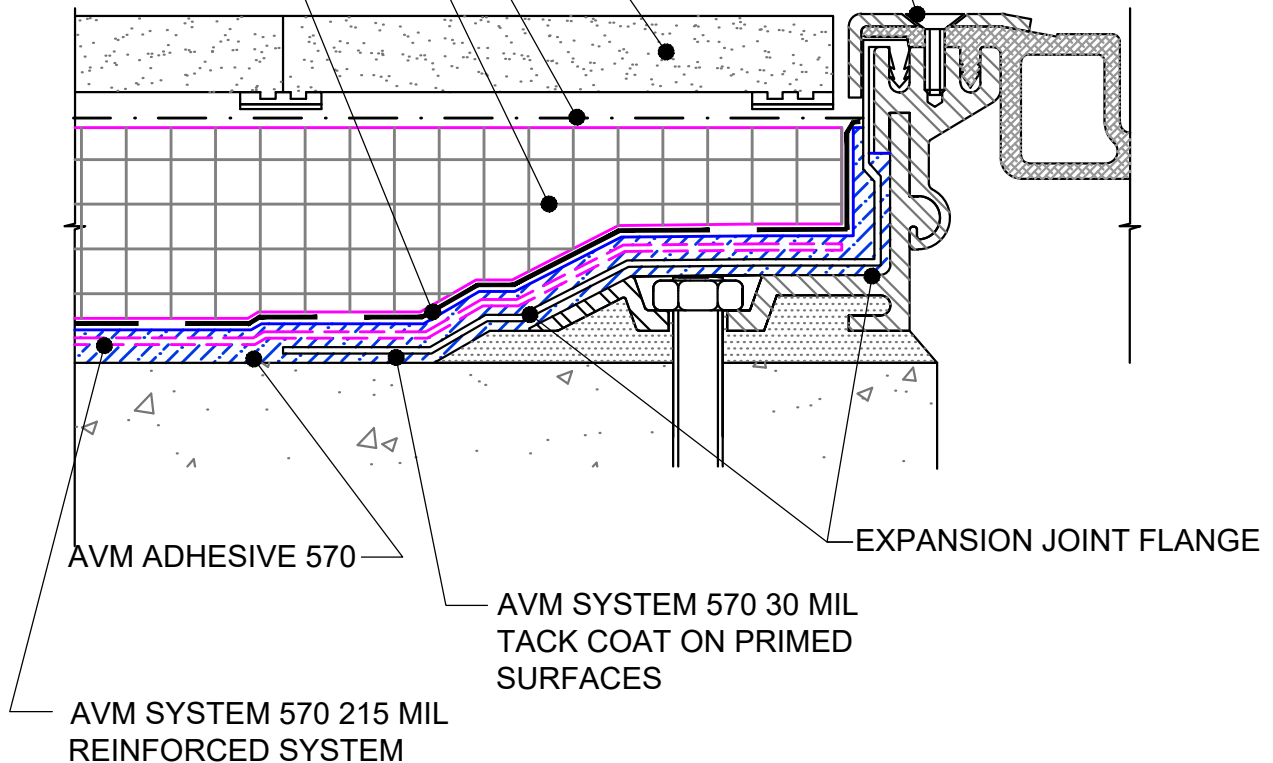


PEDESTAL AND PAVER  
SYSTEM

AVM FILTER FABRIC PER  
PROJECT DESIGN  
60 PSI FOAM INSULATION  
BOARD BOARD

AVM 570  
PROTECTION  
SHEET

PREFABRICATED  
EXPANSION JOINT SYSTEM  
(BY OTHERS)



NOTE: AVM PRODUCTS ARE NOT DESIGNED TO WATERPROOF EXPANSION JOINTS. EXPANSION JOINTS REQUIRE A PROPER EXPANSION JOINT MATERIAL MANUFACTURED BY OTHERS. AVM PRODUCTS CAN BE INSTALLED OVER EXPANSION JOINT MATERIALS AS ILLUSTRATED ABOVE. CHECK WITH THE EXPANSION JOINT PRODUCT MANUFACTURER FOR MATERIAL COMPATIBILITY.

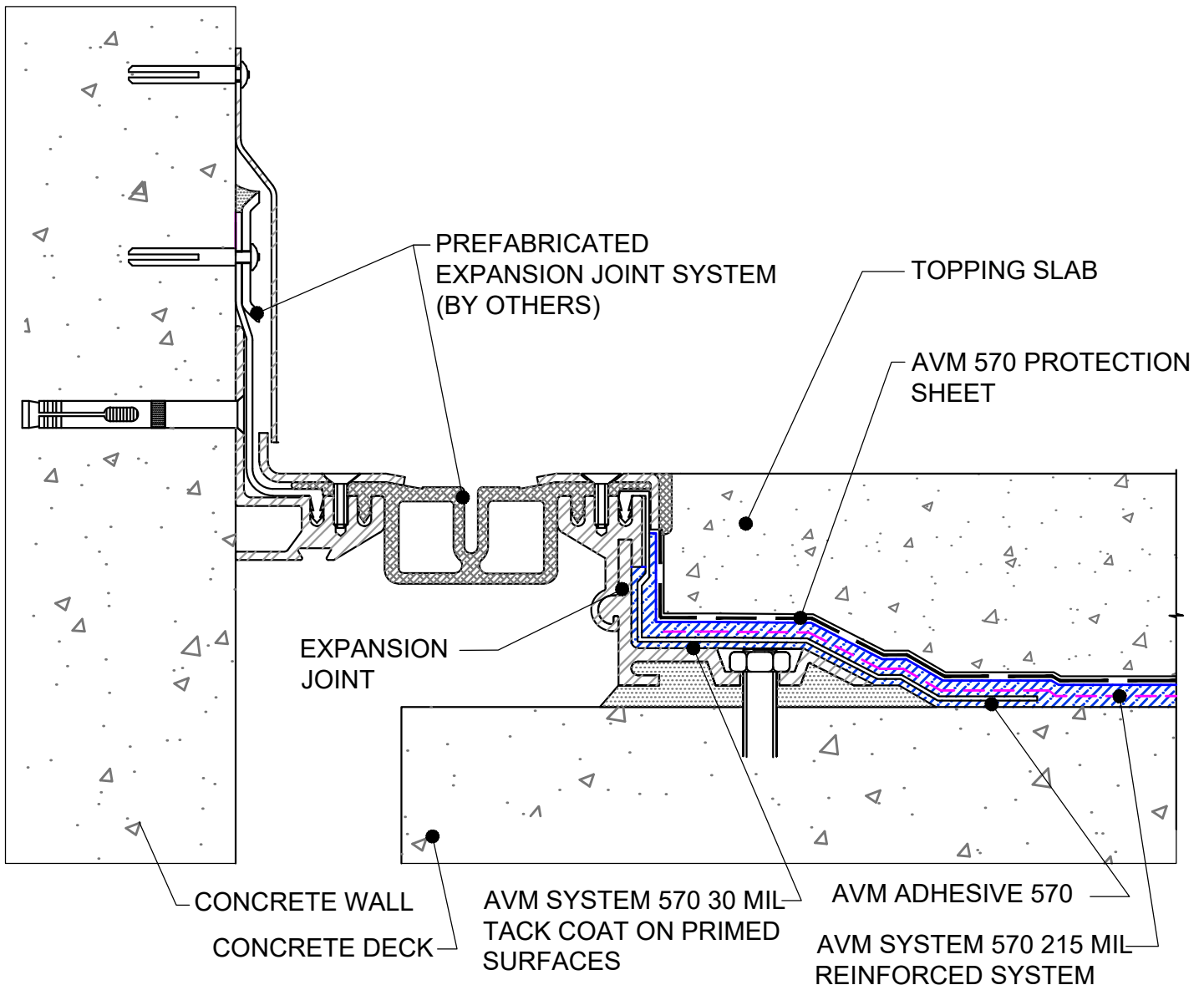
**NOTE: CONSULT WITH THE EXPANSION JOINT  
MANUFACTURER FOR SPECIFIC INFORMATION ON THEIR  
PRODUCT AND INSTALLATION PROCEDURES**

DETAIL #: AVM-0570-4701

AVM SYSTEM 570

CONCRETE DECK

Deck to Wall Expansion Joint  
AVM Aussie Membrane 570  
Hot Rubber



NOTE: AVM PRODUCTS ARE NOT DESIGNED TO WATERPROOF EXPANSION JOINTS. EXPANSION JOINTS REQUIRE A PROPER EXPANSION JOINT MATERIAL MANUFACTURED BY OTHERS. AVM PRODUCTS CAN BE INSTALLED OVER EXPANSION JOINT MATERIALS AS ILLUSTRATED ABOVE. CHECK WITH THE EXPANSION JOINT PRODUCT MANUFACTURER FOR MATERIAL COMPATIBILITY.

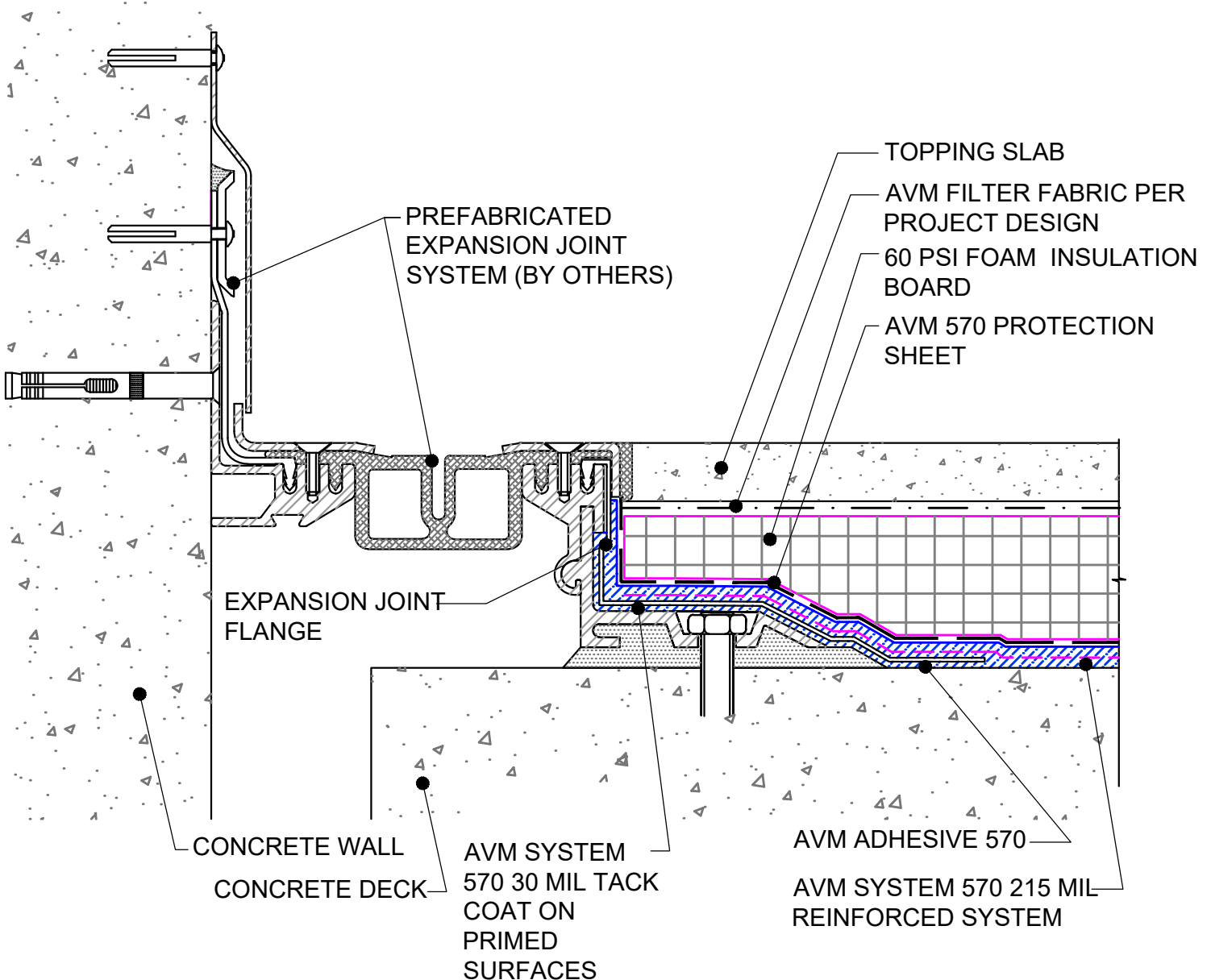
**NOTE: CONSULT WITH THE EXPANSION JOINT MANUFACTURER FOR SPECIFIC INFORMATION ON THEIR PRODUCT AND INSTALLATION PROCEDURES**

DETAIL #: AVM-0570-4751

AVM SYSTEM 570

CONCRETE DECK

Deck to Wall Expansion Joint  
with Insulation  
AVM Aussie Membrane 570  
Hot Rubber



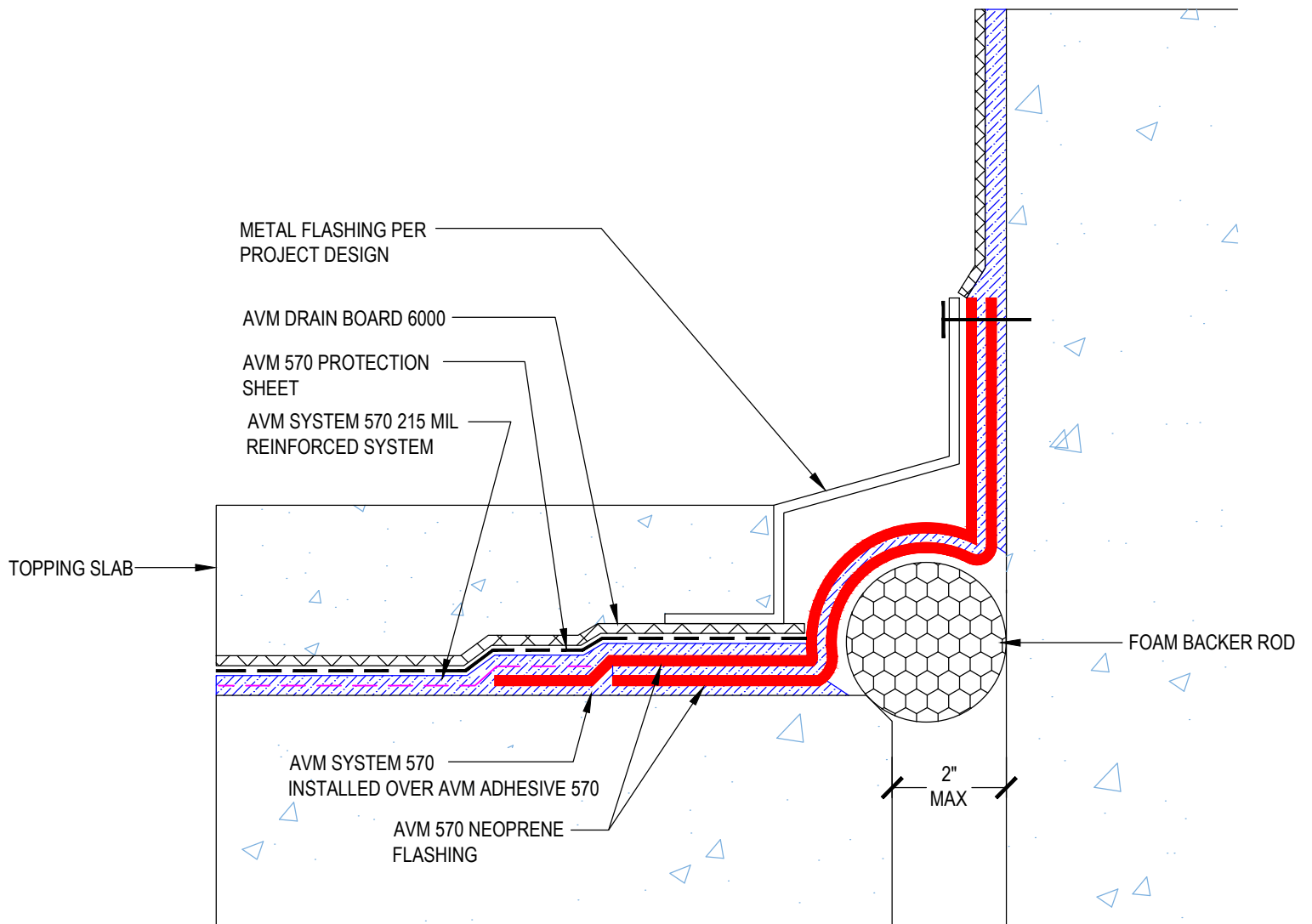
NOTE: AVM PRODUCTS ARE NOT DESIGNED TO WATERPROOF EXPANSION JOINTS. EXPANSION JOINTS REQUIRE A PROPER EXPANSION JOINT MATERIAL MANUFACTURED BY OTHERS. AVM PRODUCTS CAN BE INSTALLED OVER EXPANSION JOINT MATERIALS AS ILLUSTRATED ABOVE. CHECK WITH THE EXPANSION JOINT PRODUCT MANUFACTURER FOR MATERIAL COMPATIBILITY.

**NOTE: CONSULT WITH THE EXPANSION JOINT MANUFACTURER FOR SPECIFIC INFORMATION ON THEIR PRODUCT AND INSTALLATION PROCEDURES**

DETAIL #:  
0570-4761  
AVM System 570

# Deck to Wall Expansion Joint

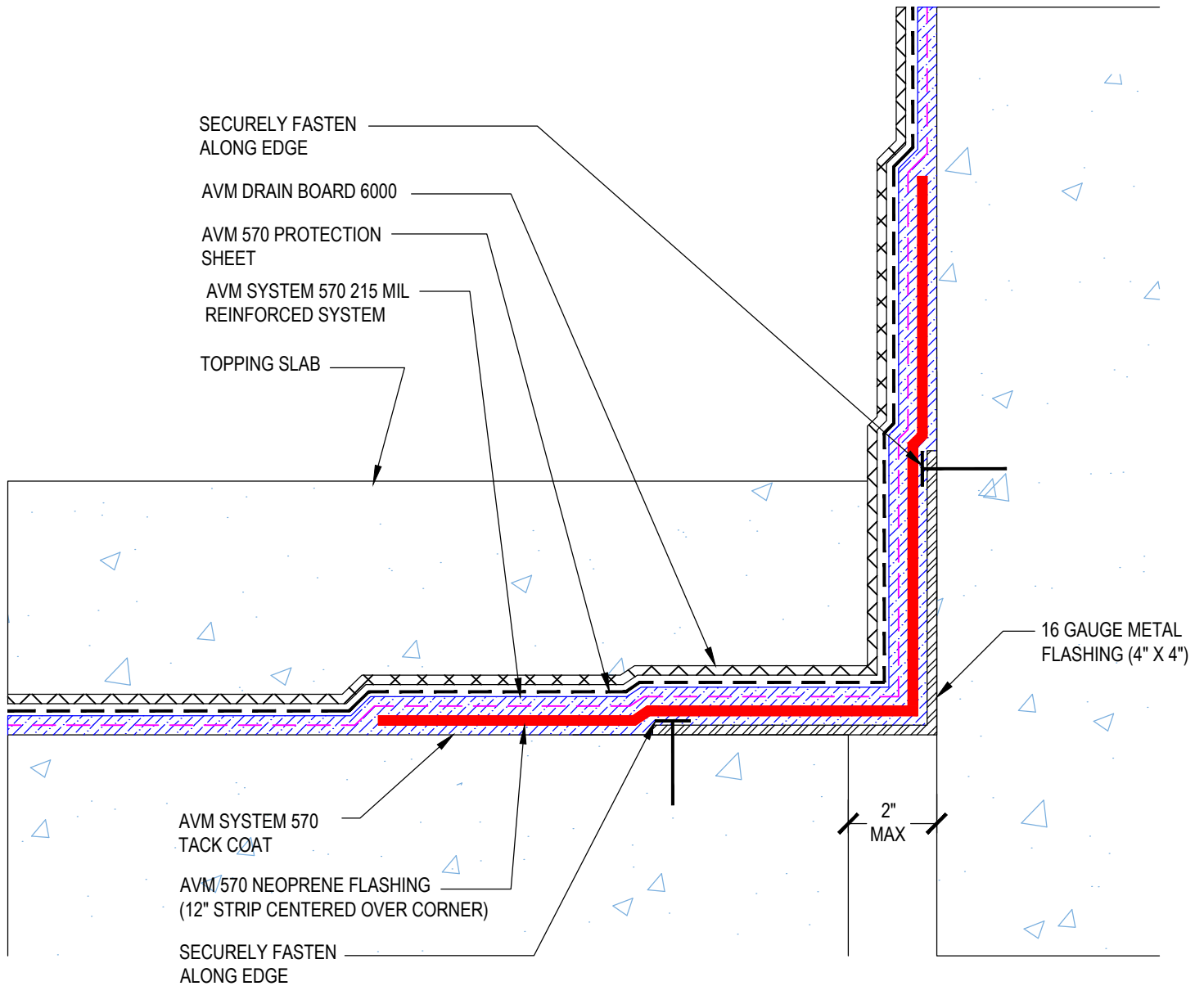
AVM System 570





DETAIL #:  
0570-4765  
AVM System 570

# Deck to Wall Transition with Metal Flashing (Non-Moving Joint) AVM System 570

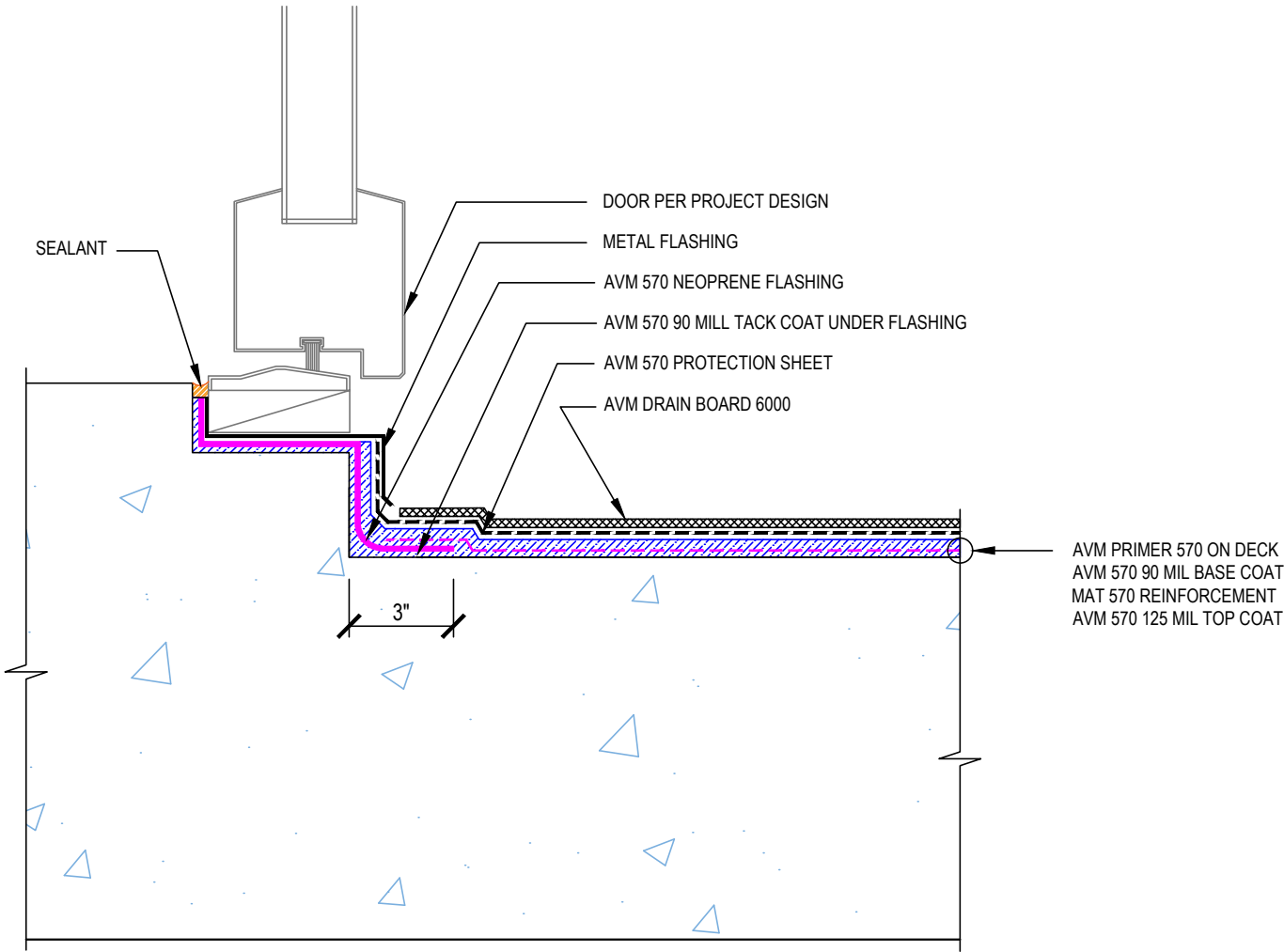


**USE AVM ADHESIVE 570 ON CONCRETE RECEIVING AVM SYSTEM 570**

DETAIL #:  
0570-4800  
AVM System 570

# Door Threshold

## AVM System 570 Hot Rubber



**Notes:**

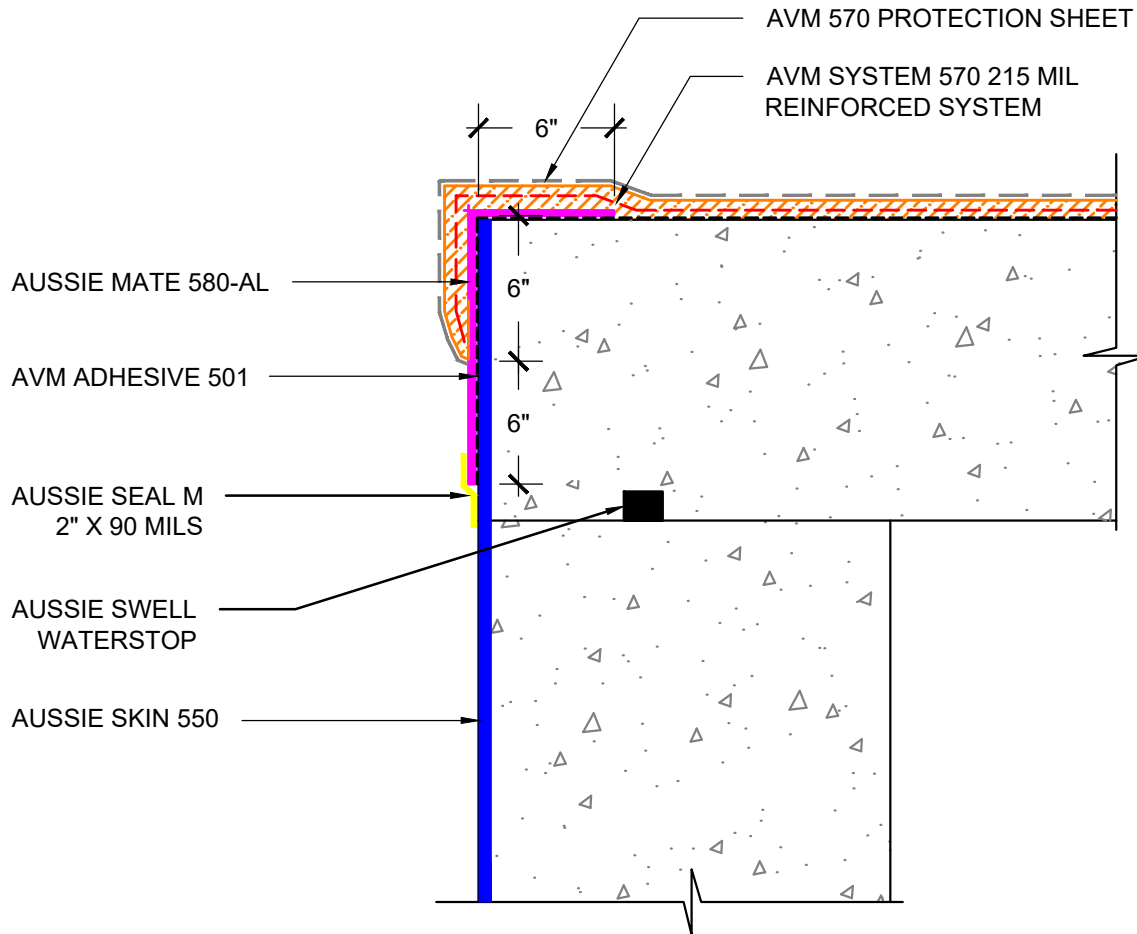
- 1. Aussie Membrane 570 is a Hot Rubber(Hot-Applied Asphalt-Based Composition Membrane) for Between-Slabs, Planters, Roof-Gardens and similar type Waterproofing.
- 2. Typical membrane is 215 mils thick with fabric reinforcement. If specified differently, contact AVM for approval.
- 3. Contact AVM if no drain board or protection board is specified.
- 4. Remove/grind/repair as necessary any protrusions, sharp edges, etc that may puncture or damage the membrane.
- 5. Substrates must be sloped to drains and/or edges before membrane installation. (Min 1/4" per foot) Substrates must have sufficient drains and proper drainage systems to effectively evacuate excessive water.

DETAIL #: AVM-0570-5001

AVM SYSTEM 570

TYPICAL PLAZA

Vertical Transition to Aussie Skin  
AVM Aussie Membrane 570  
Hot Rubber



**USE AVM ADHESIVE 570 ON CONCRETE RECEIVING AVM SYSTEM 570**

NOTES:

1. Aussie Membrane 570 is a Hot Rubber(Hot-Applied Asphalt-Based Composition Membrane) for Between-Slabs, Planters, Roof-Gardens and similar type Waterproofing.
2. Typical membrane is 215 mils thick with fabric reinforcement. If specified differently, contact AVM for approval.
3. Contact AVM if no drain board or protection board is specified.
4. Remove/grind/repair as necessary any protrusions, sharp edges, etc that may puncture or damage the membrane.
5. Deck-to-Wall corners must be waterproofed as shown on AVM's Details.
6. Substrates must be sloped to drains and/or edges before membrane installation. (Min 1/4" per foot) Substrates must have sufficient drains and proper drainage systems to effectively evacuate excessive water.
7. If water is to drain over the edge, then edge metals MUST have sufficient weep holes (at least every 6") and must be strong enough (thick enough) to act as a concrete form.
8. Many edge details are possible. All must allow for proper water evacuation. (None should trap water) Consult AVM for details.
9. Drainage board for topping Slabs up to 4" thick for pedestrian applications: Use AVM Drain Board 6000.
10. Drainage board for topping slabs over 4" thick or for vehicular applications:Use AVM Drain Board 9000.

AVM Industries, Inc.  
8245 Remmet Ave, Canoga Park, CA 91304

Quality Waterproofing Products

888.414.1041 818.888.0050  
www.avmindustries.com

FILE NAME: **0570-5001-Vertical-Transition-to-Aussie-Skin**  
Protected by Copyright - AVM Industries, Inc.

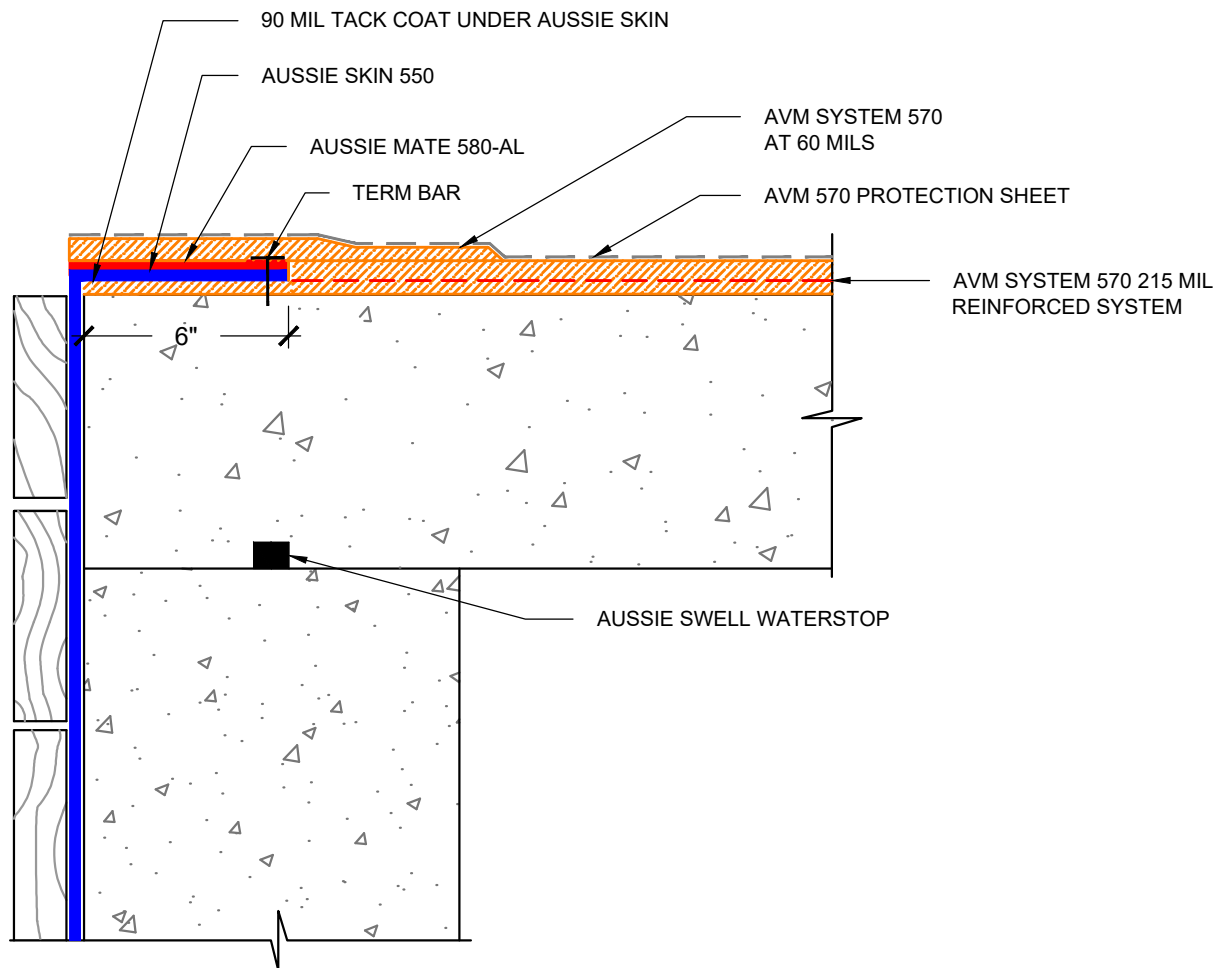
Revision Date 3/5/2019

DETAIL #: AVM-0570-5002

AVM SYSTEM 570

TYPICAL PLAZA

Horizontal Transition to Aussie Skin  
AVM Aussie Membrane 570  
Hot Rubber



**USE AVM ADHESIVE 570 ON CONCRETE RECEIVING AVM SYSTEM 570**

NOTES:

1. Aussie Membrane 570 is a Hot Rubber(Hot-Applied Asphalt-Based Composition Membrane) for Between-Slabs, Planters, Roof-Gardens and similar type Waterproofing.
2. Typical membrane is 215 mils thick with fabric reinforcement. If specified differently, contact AVM for approval.
3. Contact AVM if no drain board or protection board is specified.
4. Remove/grind/repair as necessary any protrusions, sharp edges, etc that may puncture or damage the membrane.
5. Deck-to-Wall corners must be waterproofed as shown on AVM's Details.
6. Substrates must be sloped to drains and/or edges before membrane installation. (Min 1/4" per foot) Substrates must have sufficient drains and proper drainage systems to effectively evacuate excessive water.
7. If water is to drain over the edge, then edge metals MUST have sufficient weep holes (at least every 6") and must be strong enough (thick enough) to act as a concrete form.
8. Many edge details are possible. All must allow for proper water evacuation. (None should trap water) Consult AVM for details.
9. Drainage board for topping Slabs up to 4" thick for pedestrian applications: Use AVM Drain Board 6000.
10. Drainage board for topping slabs over 4" thick or for vehicular applications:Use AVM Drain Board 9000.

AVM Industries, Inc.  
8245 Remmet Ave, Canoga Park, CA 91304

Quality Waterproofing Products

888.414.1041 818.888.0050  
www.avmindustries.com

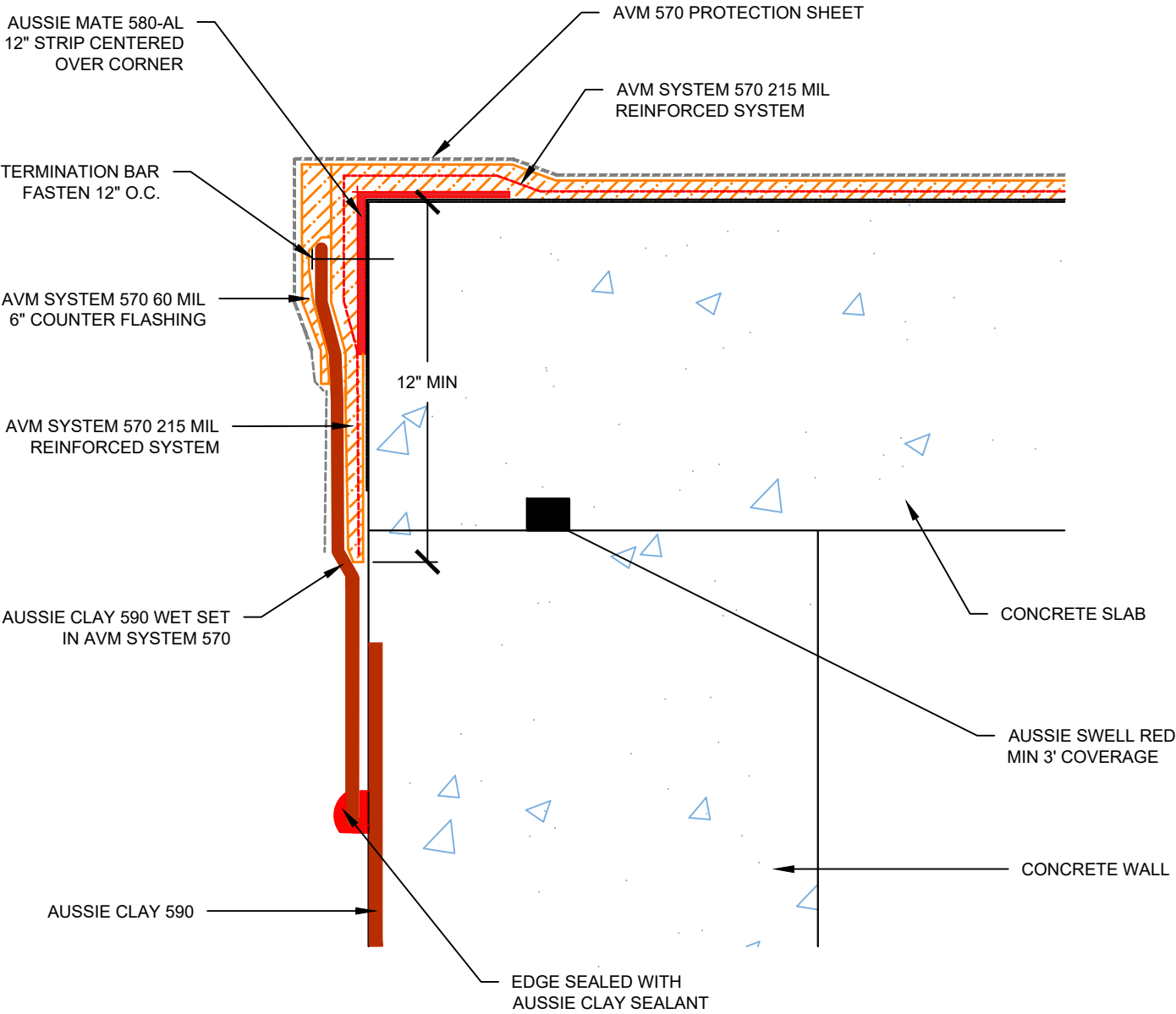
FILE NAME: **0570-5002-Horizontal-Transition-to-Aussie-Skin**  
Protected by Copyright - AVM Industries, Inc.

Revision Date 3/5/2019

DETAIL #:  
0570-5010  
AVM SYSTEM 570

# Vertical Transition AVM System 570 to Aussie Clay 590

## AVM System 570 Hot Rubber



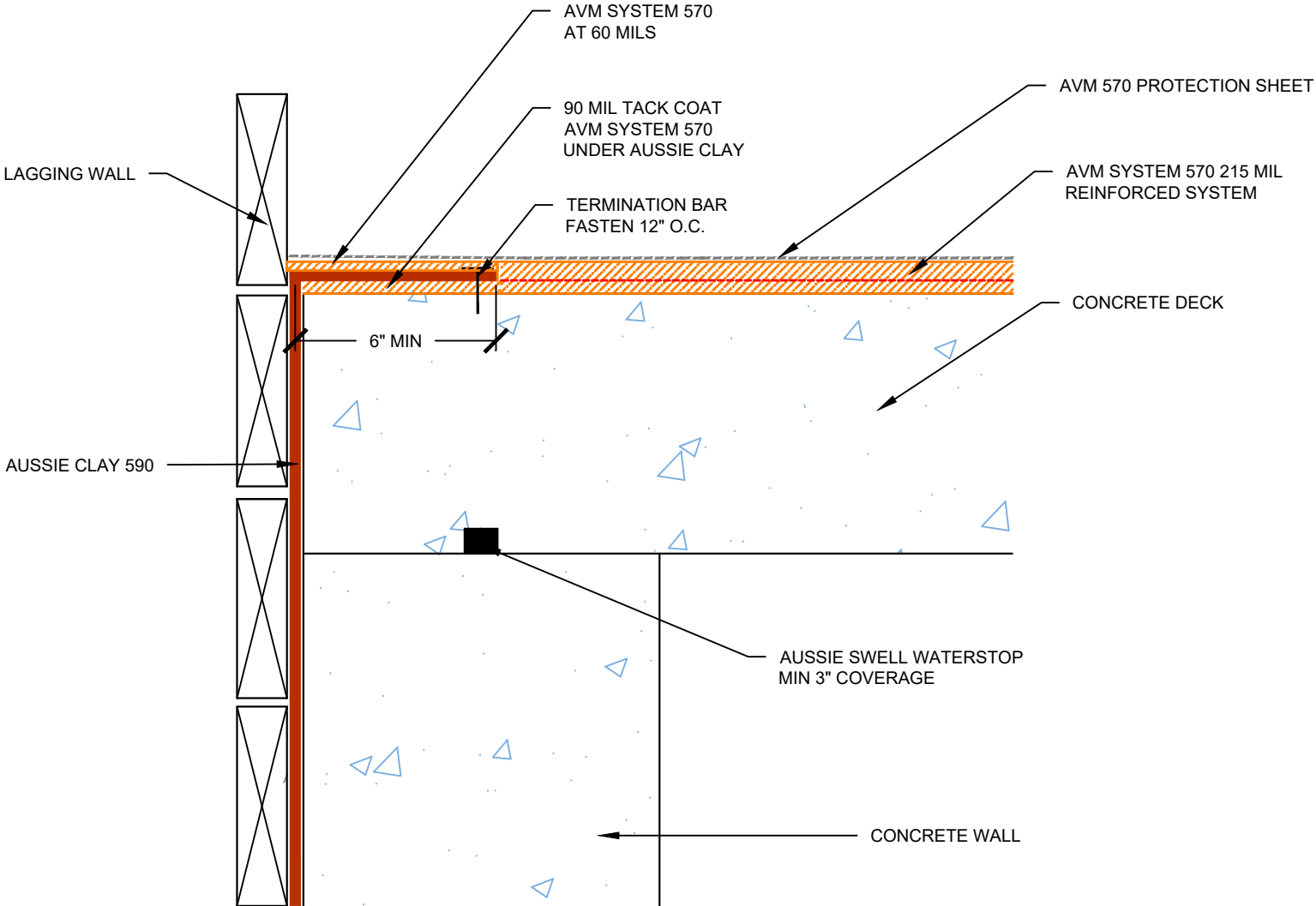
### USE AVM PRIMER 570 ON CONCRETE RECEIVING AVM SYSTEM 570

- Notes:**
1. Aussie Membrane 570 is a Hot Rubber(Hot-Applied Asphalt-Based Composition Membrane) for Between-Slabs, Planters, Roof-Gardens and similar type Waterproofing.
  2. Typical membrane is 215 mils thick with fabric reinforcement. If specified differently, contact AVM for approval.
  3. Contact AVM if no drain board or protection board is specified.
  4. Remove/grind/repair as necessary any protrusions, sharp edges, etc that may puncture or damage the membrane.
  5. Deck-to-Wall corners must be waterproofed as shown on AVM's Details.
  6. Substrates must be sloped to drains and/or edges before membrane installation. (Min 1/4" per foot) Substrates must have sufficient drains and proper drainage systems to effectively evacuate excessive water.
  7. If water is to drain over the edge, then edge metals **MUST** have sufficient weep holes (at least every 6") and must be strong enough (thick enough) to act as a concrete form.
  8. Many edge details are possible. All must allow for proper water evacuation. (None should trap water) Consult AVM for details.
  9. Drainage board for topping Slabs up to 4" thick for pedestrian applications: Use AVM Drain Board 6000.
  10. Drainage board for topping slabs over 4" thick or for vehicular applications:Use AVM Drain Board 9000.

DETAIL #:  
0570-5012  
AVM System 570

# Horizontal Transition to Aussie Clay

## AVM System 570 Hot Rubber



### USE AVM PRIMER 570 ON CONCRETE RECEIVING AVM SYSTEM 570

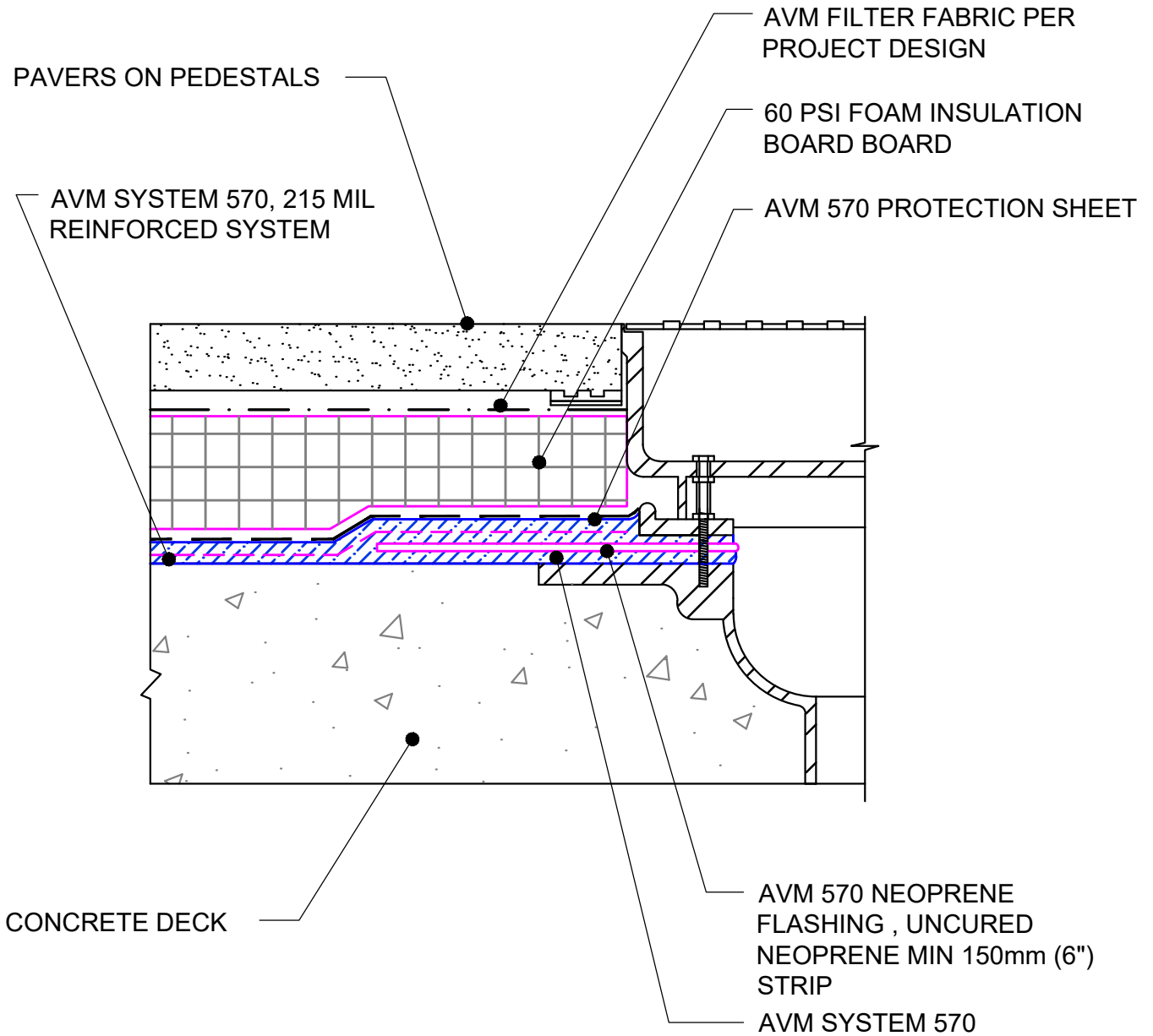
- Notes:**
1. Aussie Membrane 570 is a Hot Rubber(Hot-Applied Asphalt-Based Composition Membrane) for Between-Slabs, Planters, Roof-Gardens and similar type Waterproofing.
  2. Typical membrane is 215 mils thick with fabric reinforcement. If specified differently, contact AVM for approval.
  3. Contact AVM if no drain board or protection board is specified.
  4. Remove/grind/repair as necessary any protrusions, sharp edges, etc that may puncture or damage the membrane.
  5. Deck-to-Wall corners must be waterproofed as shown on AVM's Details.
  6. Substrates must be sloped to drains and/or edges before membrane installation. (Min 1/4" per foot) Substrates must have sufficient drains and proper drainage systems to effectively evacuate excessive water.
  7. If water is to drain over the edge, then edge metals MUST have sufficient weep holes (at least every 6") and must be strong enough (thick enough) to act as a concrete form.
  8. Many edge details are possible. All must allow for proper water evacuation. (None should trap water) Consult AVM for details.
  9. Drainage board for topping Slabs up to 4" thick for pedestrian applications: Use AVM Drain Board 6000.
  10. Drainage board for topping slabs over 4" thick or for vehicular applications: Use AVM Drain Board 9000.

DETAIL #: AVM-0570-6001

AVM SYSTEM 570

CONCRETE DECK

Drain Detail (Typical)  
AVM Aussie Membrane 570  
Hot Rubber



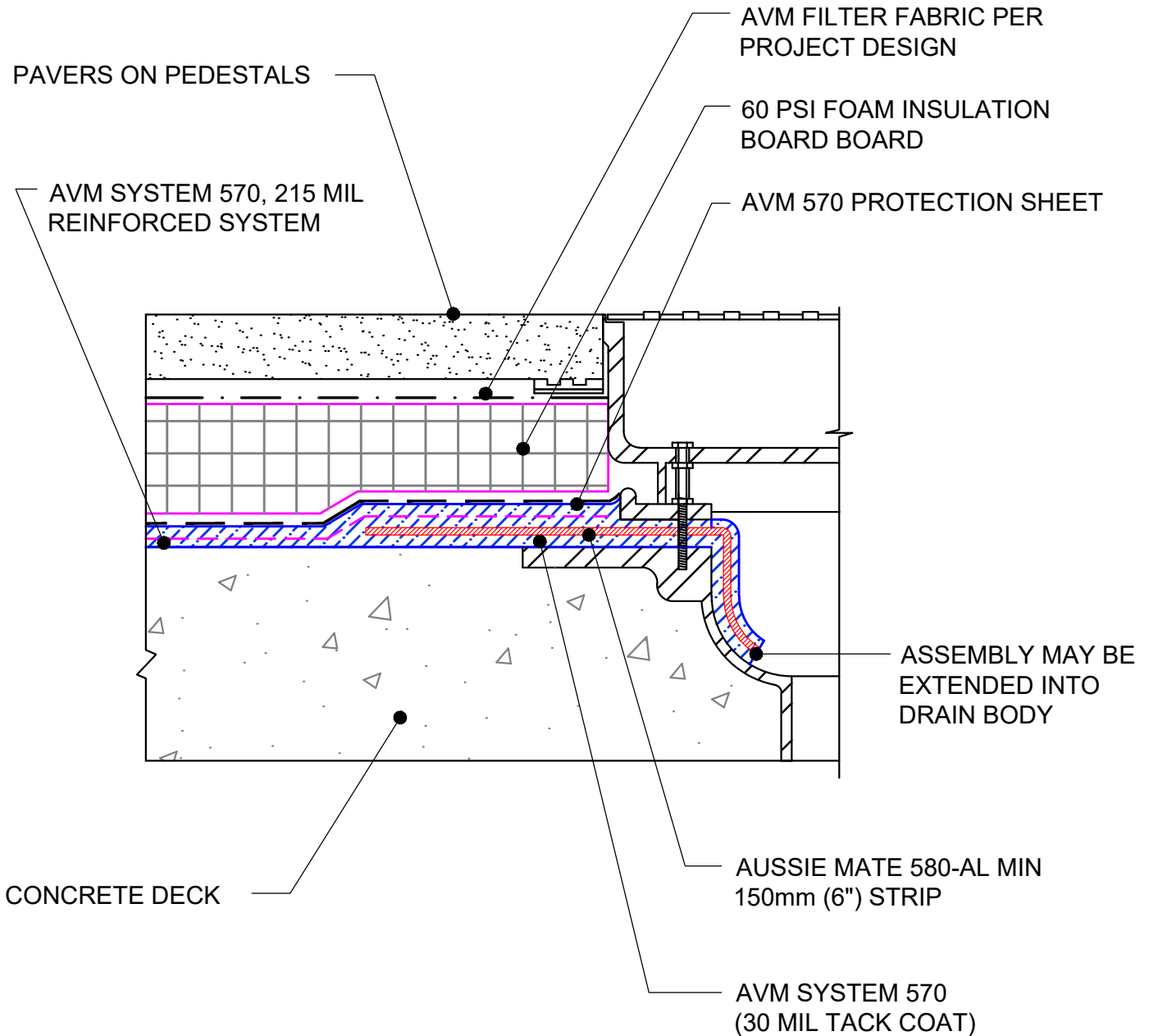
**USE AVM ADHESIVE 570 ON CONCRETE RECEIVING AVM SYSTEM 570**

DETAIL #: AVM-0570-6005

AVM SYSTEM 570

CONCRETE DECK

Drain Detail (Typical) with Aussie Mate 580-AL  
AVM Aussie Membrane 570  
Hot Rubber



**USE AVM ADHESIVE 570 ON CONCRETE RECEIVING AVM SYSTEM 570**

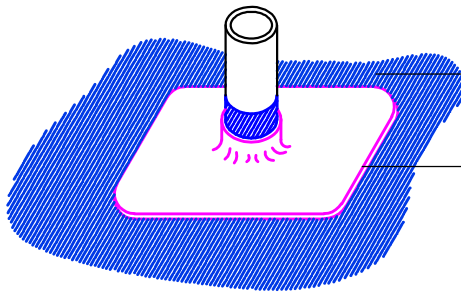


DETAIL #: AVM-0570-6201

AVM SYSTEM 570

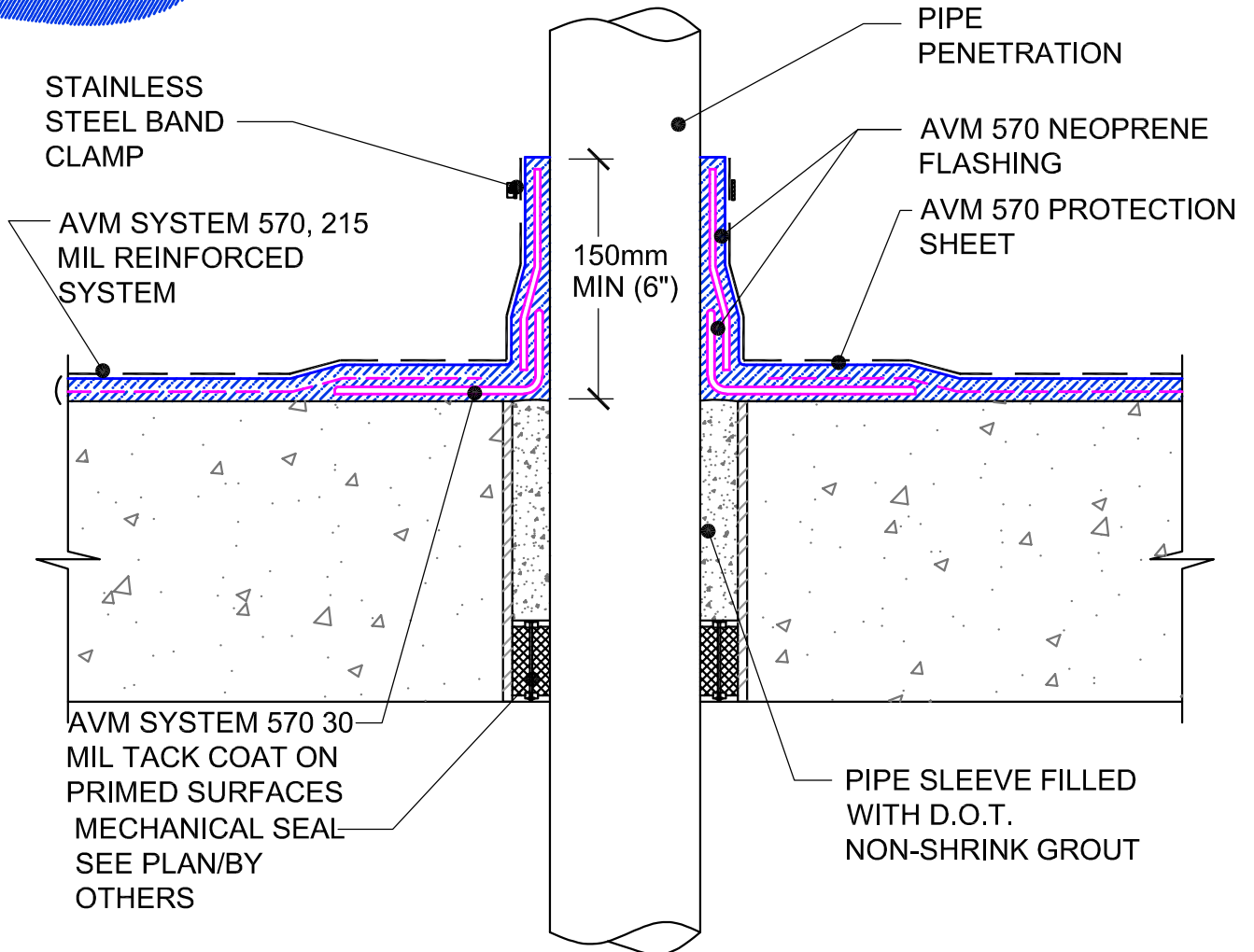
CONCRETE DECK

Vertical or Horizontal Pipe Penetrations  
AVM Aussie Membrane 570  
Hot Rubber



AVM SYSTEM 570  
90 MIL TACK COAT

SLIDE NEOPRENE FLASHING TIGHTLY  
OVER PIPE PENETRATION AND ONTO TACK  
COAT OF AVM SYSTEM 570



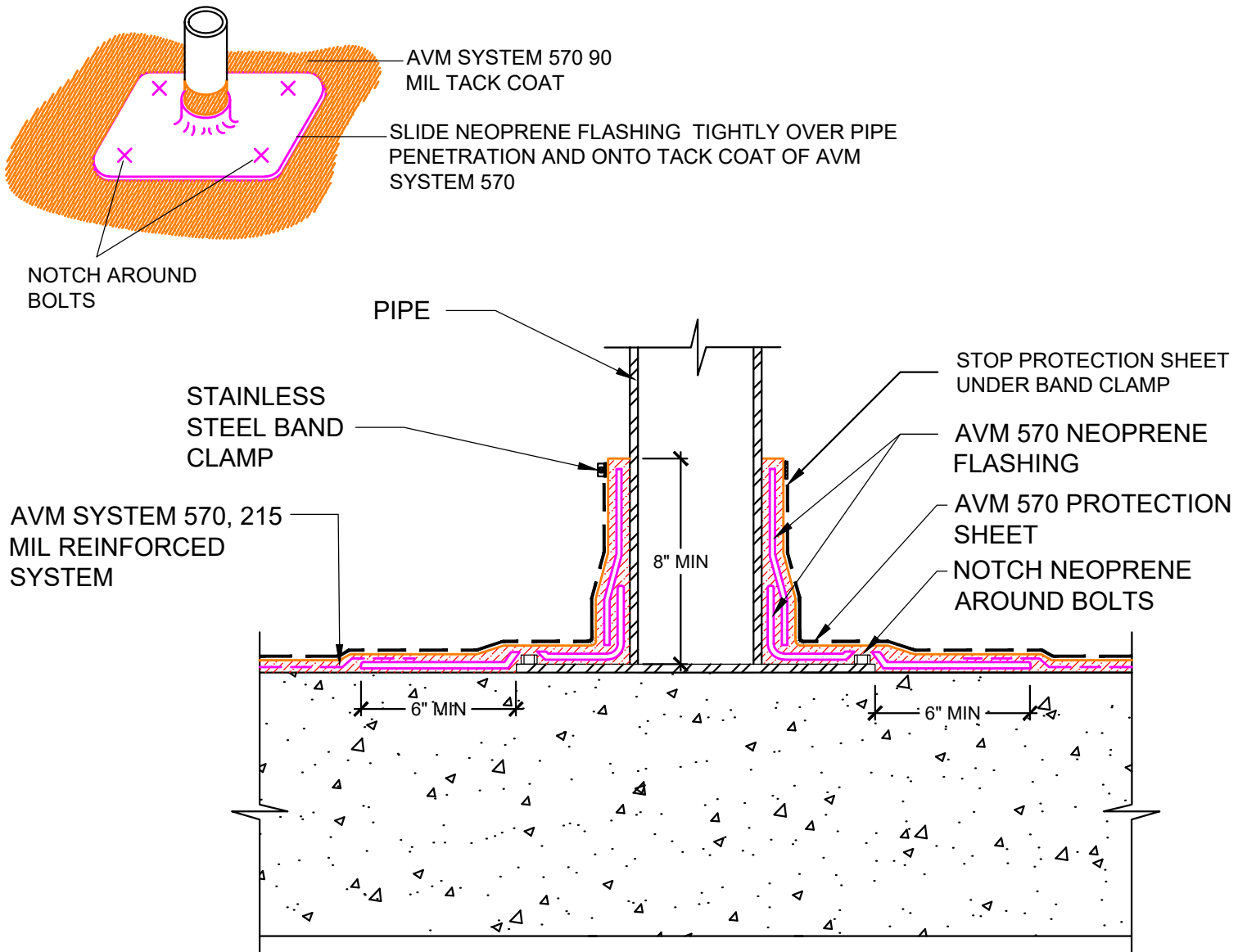
NOTE: CLEAN ALL PENETRATIONS OF DIRT, RUST AND OIL. ROUGHEN  
SURFACE OF PIPE BEFORE APPLYING PRIMER. VERIFY PENETRATION IS  
PROPERLY SECURED TO DECK OR WALL TO AVOID MOVEMENT OF PIPE.

DETAIL #: AVM-0570-6202

AVM SYSTEM 570

CONCRETE DECK

Pipe Penetration with Base Plate  
AVM Aussie Membrane 570  
Hot Rubber



## USE AVM ADHESIVE 570 ON CONCRETE RECEIVING AVM SYSTEM 570

NOTE: CLEAN ALL PENETRATIONS OF DIRT, RUST AND OIL. ROUGHEN SURFACE OF PIPE BEFORE APPLYING PRIMER. VERIFY PENETRATION IS PROPERLY SECURED TO DECK OR WALL TO AVOID MOVEMENT OF PIPE.

AVM Industries, Inc.  
8245 Remmet Ave, Canoga Park, CA 91304

Quality Waterproofing Products

888.414.1041 818.888.0050  
www.avmindustries.com

FILE NAME: 0570-6202-Horizontal-Pipe-Penetration-with-base-plate

Protected by Copyright - AVM Industries, Inc.

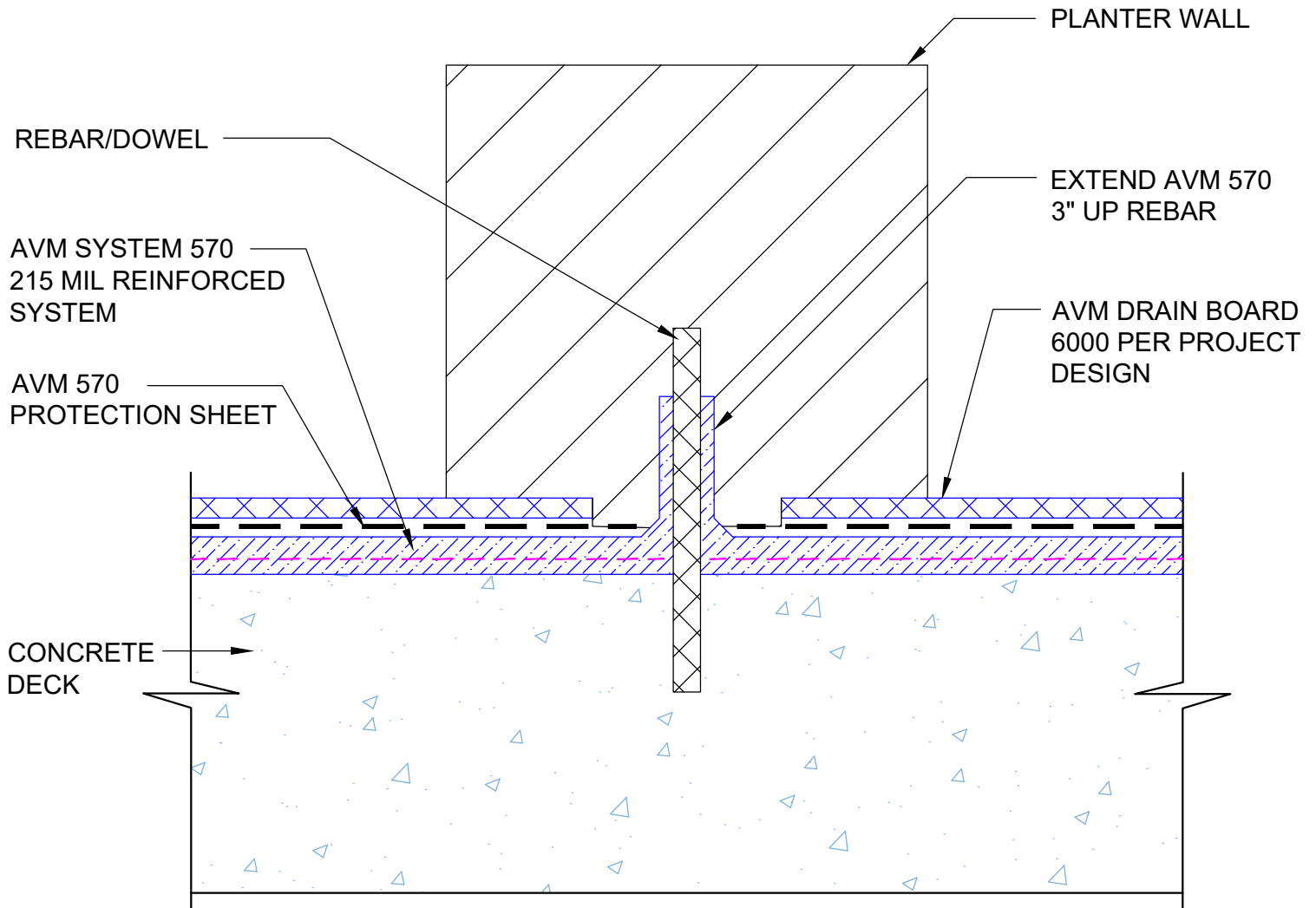
Revision Date 2/25/2019

DETAIL #: AVM-0570-6252

AVM SYSTEM 570

CONCRETE DECK

Wall Rebar Penetration  
AVM Aussie Membrane 570  
Hot Rubber



**USE AVM ADHESIVE 570 ON CONCRETE RECEIVING AVM SYSTEM 570**

AVM Industries, Inc.  
8245 Remmet Ave, Canoga Park, CA 91304

Quality Waterproofing Products

888.414.1041 818.888.0050  
www.avmindustries.com

FILE NAME: **0570-6252-Wall Rebar Penetration**  
Protected by Copyright - AVM Industries, Inc.

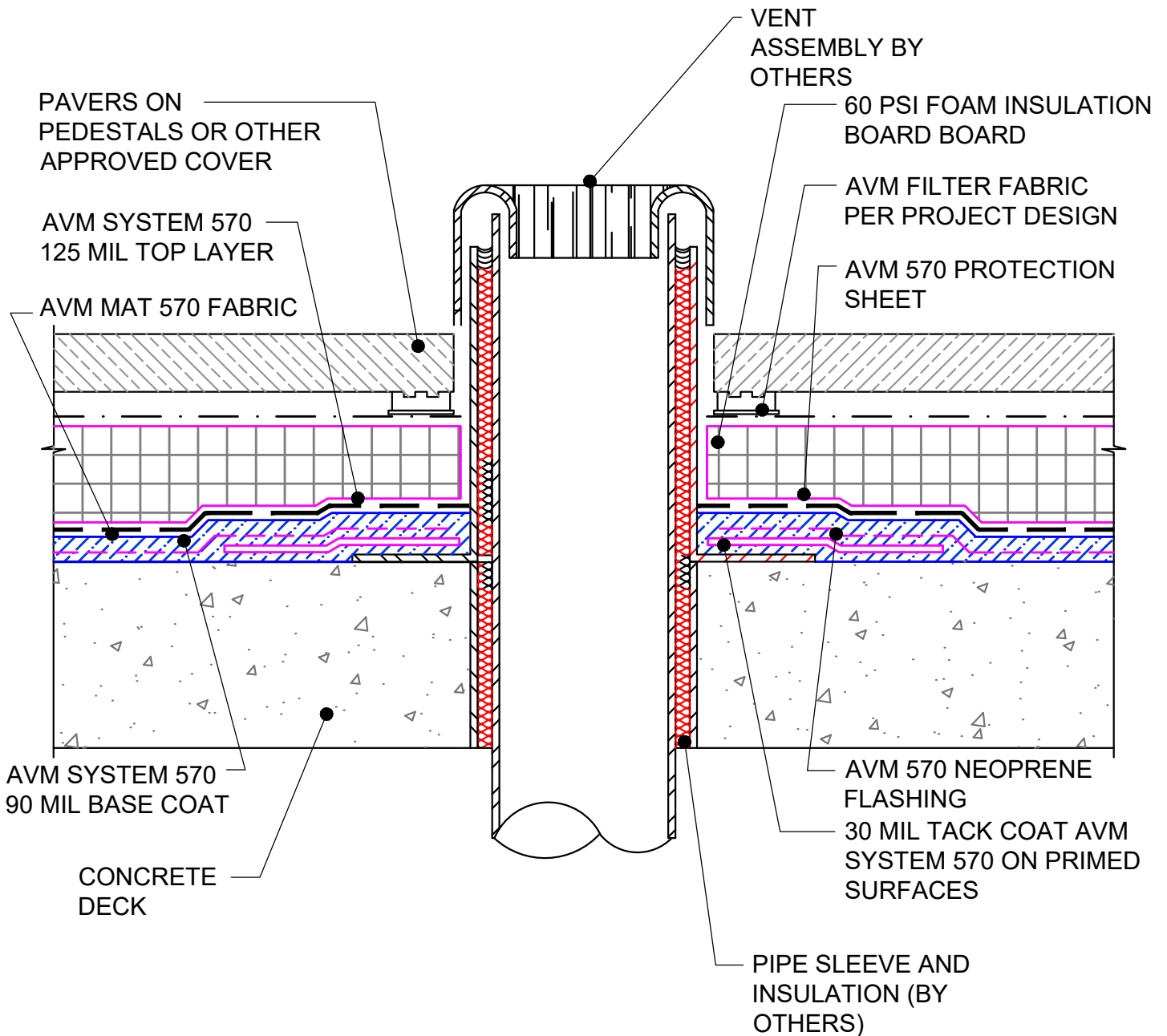
Revision Date 1/22/2021

DETAIL #: AVM-0570-6301

AVM SYSTEM 570

CONCRETE DECK

Vent Detail  
AVM Aussie Membrane 570  
Hot Rubber



**USE AVM ADHESIVE 570 ON CONCRETE RECEIVING AVM SYSTEM 570**

DETAIL #: AVM-0570-6401

AVM SYSTEM 570

FOUNDATION WALL

Termination at Grade  
AVM Aussie Membrane 570  
Hot Rubber

